Timeframes - 1 September 2023 to 30 September 2023

Region All Group All

Municipality
Strathbogie

Activity & outcomes | Timeframes | Appeals | Classification | Explore

Year FY 2024 Quarter All Month SEP

Calendar Year
Financial Year

Data aggregation
Monthly

Within timeframe (Standard Application)
90.00%

Within timeframe (Vicsmart Application)
100.00%

Average processing days to RA outcome (all applications)
119.1 days
median: **98 days**

Average processing days to RA outcome

Standard Application
average: **126.60 days**
median: **115 days**

VicSmart Application
average: **44.00 days**
median: **44 days**

Average processing days to final outcome (all applications)
109.1 days
median: **94 days**

Average processing days to final outcome

Standard Application
average: **116.33 days**
median: **98 days**

VicSmart Application
average: **44.00 days**
median: **44 days**

Further information
5
50.00% of total applications with final outcome

Public notice
5
50.00% of total applications with final outcome

External referrals
4
40.00% of total applications with final outcome

Submissions
2
20.00% of total applications with final outcome

Timeframes
True: within timeframes/ False: out of timeframes

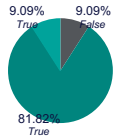

VicSmart/Standard Application
All

Application received

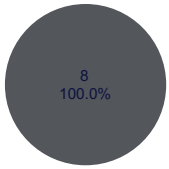

Application RA outcome

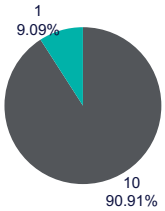

Planning permit performance including against timeframe targets, processing time (calendar days) and the level of engagement with applications.
Data for recent months may not be complete as it can take time for Responsible Authorities to report to PPARS

Average calendar days to RA outcome



Application type
All

Category
All

Current land use
All

Proposed land use
All

Multiple selections within the filter are OR selections across fillers are AND

Average calendar days to final outcome

Standard Application VicSmart Application

Applications Received

Hover over the map to view the relevant measures.

Select the measure to show on the map
Applications Received

Data update time:11/16/2023 11:59:13 PM