

**SHARE
STRATH
BOGIE**

Share Strathbogie Report

Four-Bin Kerbside Service

11th February 2022 - 25th March 2022



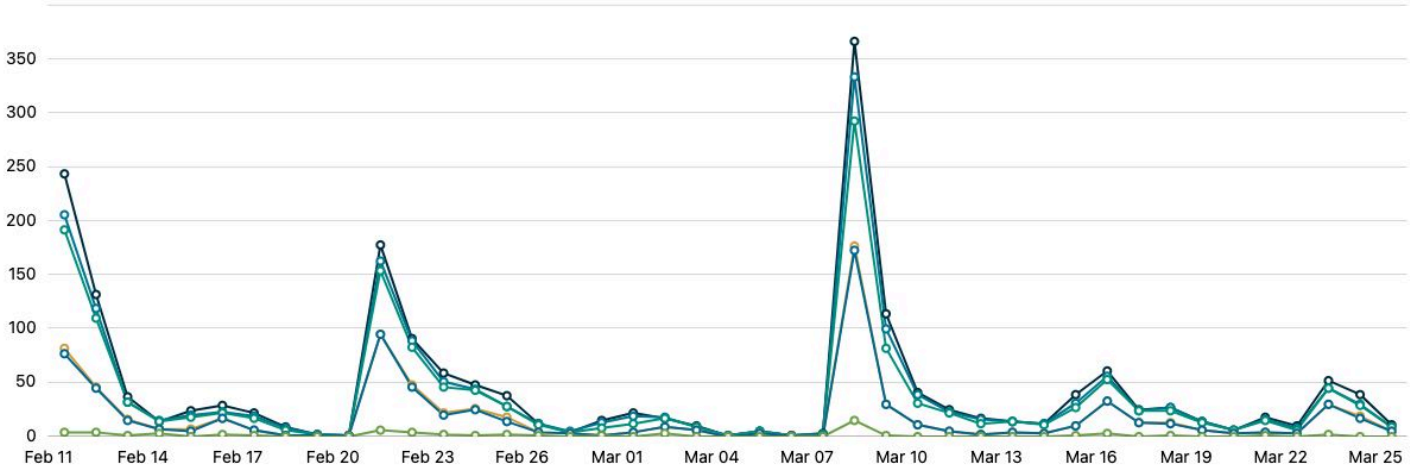
Project Performance **Overview**

Four-Bin Kerbside Service - Share Strathbogie

Report Type: Project Performance
Date Range: 11-02-2022 - 25-03-2022

Performance Summary

Information regarding key visitation and utilisation metrics for your Site or projects.



2,008
Views

1,800
Visits

1,631
Visitors

809
Contributions

741
Contributors

59
Followers

Views - The number of times a Visitor views any page on a Site.

Visits - The number of end-user sessions associated with a single Visitor.

Visitors - The number of unique public or end-users to a Site. A Visitor is only counted once, even if they visit a Site several times in one day.

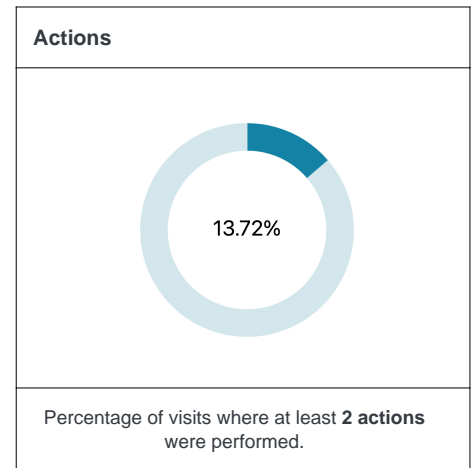
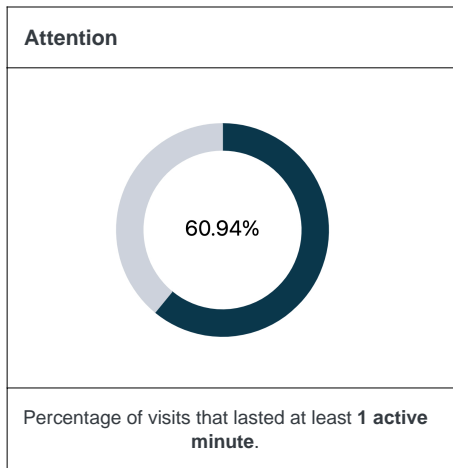
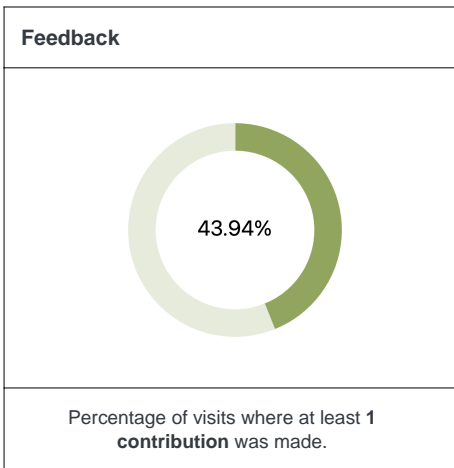
Contributions - The total number of responses or feedback collected through the participation tools.

Contributors - The unique number of Visitors who have left feedback or Contributions on a Site through the participation tools.

Followers - The number of Visitors who have 'subscribed' to a project using the 'Follow' button.

Conversions

Information regarding how well your engagement websites converted Visitors to perform defined key actions.

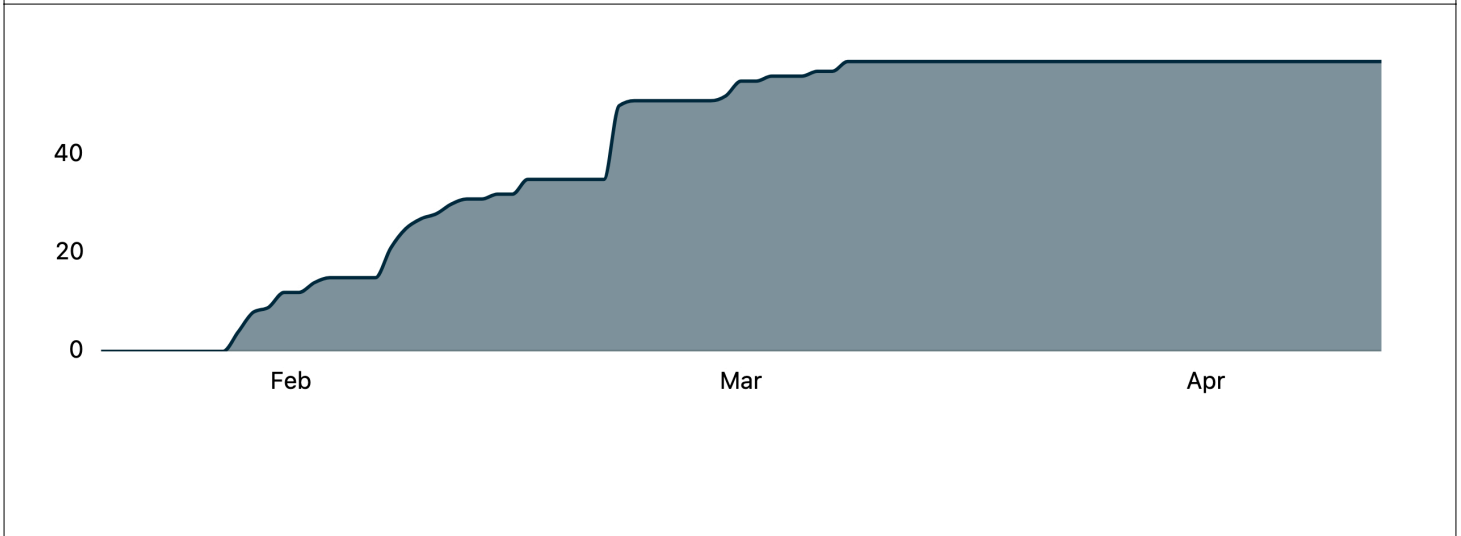


People

Information regarding who has participated in your projects and activities.

Follower Activity

Information regarding the activity of registered Members who have 'followed' or subscribed to one or more projects.



59
Total Followers

59
New Followers

59
Total Follows

59
New Follows

Total Followers - The number of unique Members who have 'followed' at least one project.

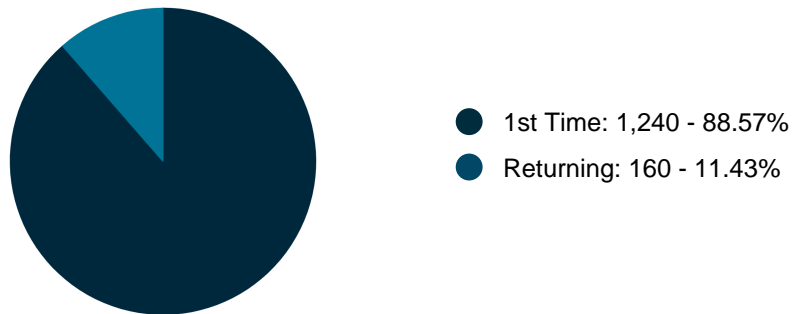
New Followers - The number of new unique Members who have 'followed' at least one project within the specified reporting date range.

Total Follows - The number of total 'follows' performed by all Followers across all projects. Each Follower may record multiple Follows.

New Follows - The number of new total 'follows' performed by all Members across all projects within the specified reporting date range.

Visitor Profile

Visitor Profile is a comparison between new visitor and returning over the selected period

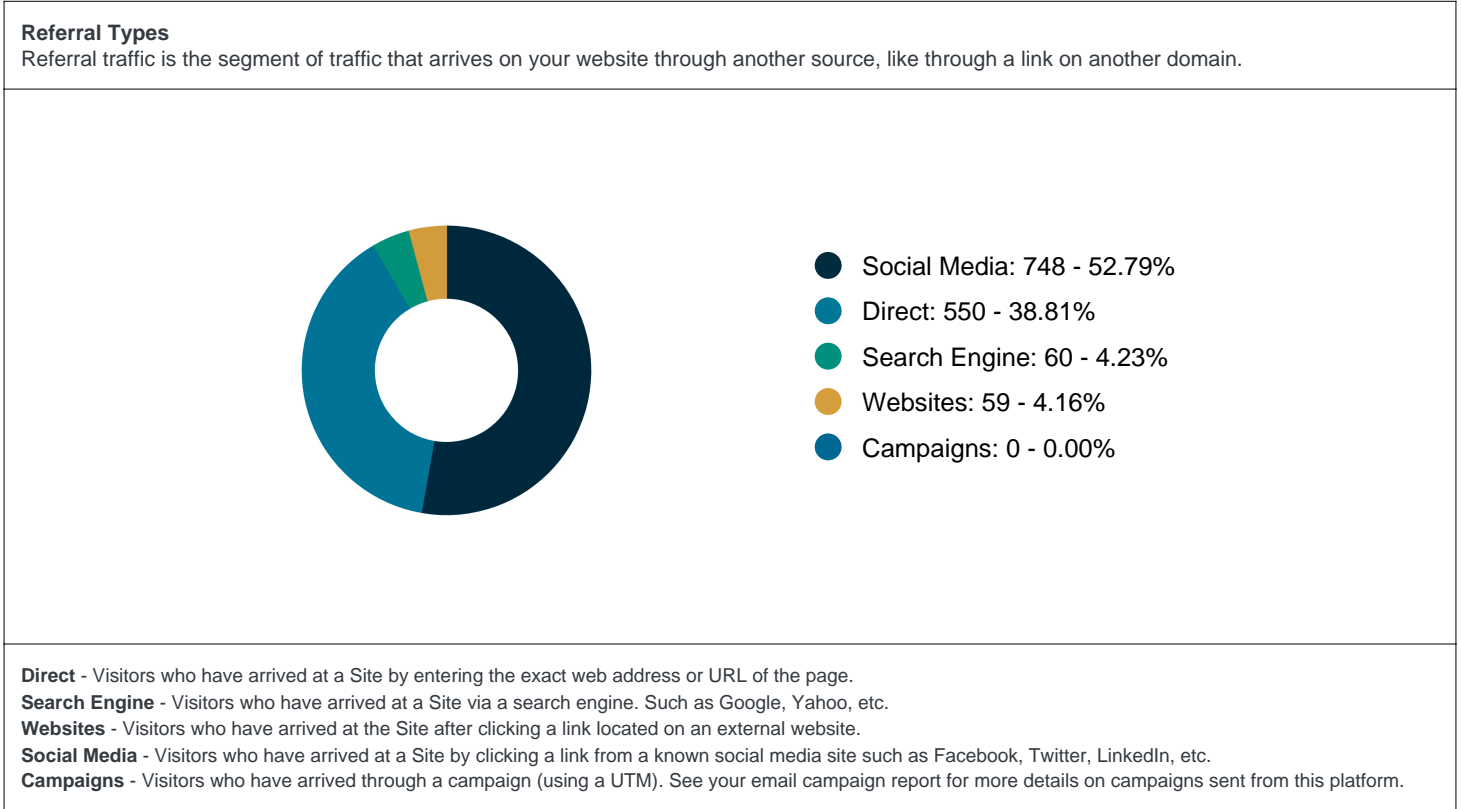


First Time - The number of Visitors that are visiting a Site for the first time within the reporting date range.

Returning - The number of Visitors that have made more than one Visit to a Site within the reporting date range.

Acquisition

Information regarding the method by which Visitors arrived to your Site or projects.



Downloads

Information regarding your downloads, the total set of unique documents downloaded, total downloads of all files, and your top downloads.



Top Downloads
Top file downloads in your selection, ordered by the number of downloads.

File Title	File Type	Downloads
20220127 FAQs - 4 Bin System.pdf	PDF	94
20220127 FAQs - 4 Bin System.pdf	PDF	1
20220127 FAQs - 4 Bin System.pdf	PDF	1
Waste-Bin-icon.png	PNG	0
4-Bin Kerbside Service - Scenario Table (SS).jpg	JPG	0

Project Results

Quick Poll

Four-Bin Kerbside Service - Share Strathbogie

Report Type: Project Results (Quick Poll)
Date Range: 11-02-2022 - 25-03-2022

Closed

Which scenario do you prefer?
[Four-Bin Kerbside Service](#)

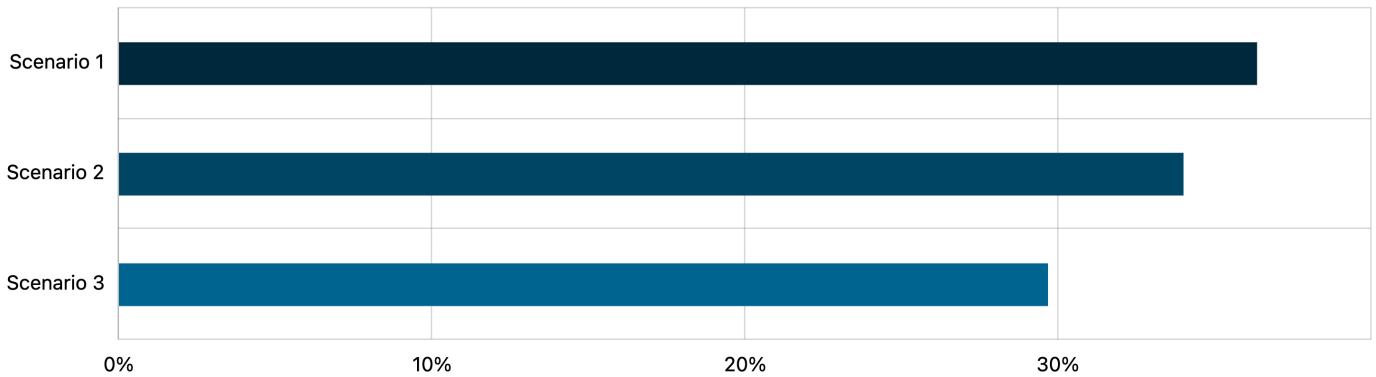
741
Contributors

809
Contributions

Contribution Summary

Voting Results

Summary of the poll results.



Option	Percent	Count
Scenario 1	36.34%	294
Scenario 2	33.99%	275
Scenario 3	29.67%	240

	Residual waste	Commingled recycling	FOGO	Glass	Drop-off services	Cost increase (2025/26)
Current (base case)	Fortnightly	Fortnightly	Weekly	N/A	Residual waste, recycling, garden organics	
Scenario 1	Fortnightly	Fortnightly	Weekly	Monthly	Residual waste, recycling, garden organics, FOGO, glass	16%
Scenario 2	Fortnightly	Monthly	Weekly	Monthly	Residual waste, recycling, garden organics, FOGO, glass	5%
Scenario 3	Weekly	Fortnightly	Weekly	Monthly	Residual waste, recycling, garden organics, FOGO, glass	29%