



**STRATHBOGRIE SHIRE COUNCIL**

Notice is hereby given that the Ordinary Meeting of the Strathbogrie Shire Council will be held on Tuesday 17 May 2016 at the Euroa Community Conference Centre, commencing at 6.00 p.m.

<b>Councillors:</b>	Colleen Furlanetto (Chair)	(Seven Creeks Ward)
	Malcolm Little	(Hughes Creek Ward)
	Patrick Storer	(Honeysuckle Creek Ward)
	Debra Swan	(Lake Nagambie Ward)
	Robin Weatherald	(Mount Wombat Ward)
	Graeme (Mick) Williams	(Seven Creeks Ward)

<b>Officers:</b>	Steve Crawcour - Chief Executive Officer
	Phil Howard - Director, Sustainable Development
	Roy Hetherington - Director, Asset Services
	David Woodhams - Director, Corporate and Community

**BUSINESS**

1. Welcome
2. Acknowledgement of Traditional Land Owners  
*'I acknowledge the Traditional Owners of the land on which we are meeting. I pay my respects to their Elders, past and present, and the more recent custodians of the land'*
3. Apologies  

Councillor Alister Purbrick                      (Lake Nagambie Ward)
4. Confirmation of Minutes of a Special Council Meeting held on Tuesday 12 April 2016 and Ordinary Meeting of Council held on Tuesday 19 April 2016 and
5. Disclosure of Interests
6. Petitions
7. Reports of Mayor and Councillors and Delegates
8. Public Question Time

9. Reports of Council Officers
  - 9.1 Climate Change
  - 9.2 Infrastructure
  - 9.3 Private Enterprise
  - 9.4 Public Institutions
  - 9.5 Housing and Recreation
  - 9.6 Tourism
  - 9.7 Organisation
10. Notices of Motion
11. Urgent Business
12. Closure of Meeting to the Public to consider matters listed for consideration in accordance with Section 89(2) of the Local Government Act 1989
13. Confirmation of 'Closed Portion' Decision/s



Phil Howard  
**ACTING CHIEF EXECUTIVE OFFICER**

10 May 2016

An audio recording of this meeting is being made for the purpose of verifying the accuracy of the minutes of the meeting, as per Local Law No. 1 - Meeting Procedure (2014) or as updated from time to time through Council Resolution

### **NEXT MEETING**

The next Ordinary Meeting of the Strathbogie Shire Council is scheduled to be held on Tuesday 21 June 2016, commencing at 6.00 p.m. at the Euroa Community Conference Centre.

**REPORTS INDEX**

		Page No.
<b>9.</b>	<b>REPORTS</b>	
<b>9.1</b>	<b>Climate Change</b>	
<b>9.2</b>	<b>Infrastructure</b>	
<b>9.3</b>	<b>Private Enterprise</b>	
<b>9.4</b>	<b>Public Institutions</b>	
<b>9.5</b>	<b>Housing and Recreation</b>	
<b>9.6</b>	<b>Tourism</b>	
<b>9.7</b>	<b>Organisation</b>	
9.7.1	Finance Report – April 2016	1
9.7.2	Business Management System	16
<b>10.</b>	<b>NOTICES OF MOTION</b>	31
<b>11.</b>	<b>URGENT BUSINESS</b>	31
<b>12.</b>	<b>CLOSURE OF MEETING TO THE PUBLIC</b>	31
	To consider matters in accordance with Section 89(2) ..... of the Local Government Act 1989 – (d) Contractual Matters	
<b>13.</b>	<b>CONFIRMATION OF ‘CLOSED PORTION’ DECISION/S</b>	

<b>9.7</b>	<b>Organisation Reports Index</b>	
9.7.1	Finance Report – April 2016	1
9.7.2	Business Management System	16

## **9. REPORTS**

### **9.7 ORGANISATION**

#### **9.7.1 Finance Report – April 2016**

##### **Author / Department**

Director, Corporate and Community / Corporate and Community Directorate

##### **Disclosure of Interest**

No officers providing advice in relation to this report have a direct or indirect interest, as provided in accordance with the Local Government Act 1989.

##### **Summary**

Appended to the Agenda is a copy of Council's Financial Report for the period ending 30 April 2016

The report contains the Standard Income Statement, Balance Sheet, Cash Flow Statement, Statement of Capital Works, and Schedule of Investments.

The operating surplus for the ten months period ending 30 April 2016 was \$1,616,587. The variance between the current and forecast budget is detailed in the Financial Overview.

As at 30 April 2016, total capital works was \$3,887,021. Forecasting is still being undertaken to determine what works will be completed by 30 June 2016 and what works may be carried over to 2016/2017.

##### **RECOMMENDATION**

**That the Financial Report for the ten months ended 30 April 2016 be noted.**

##### **Background**

Council considers and notes monthly Financial Reports in accordance with the Local Government Act 1989 (Act). Under Section 137 and 138 of the Act, Council must establish and maintain a budgeting and reporting framework that is consistent with the principles of sound financial management. This report satisfies those requirements.

##### **Alternative Options**

Officers providing advice in relation to this report have considered potential alternative courses of action. No feasible alternatives have been identified as the report is consistent with the Local Government Act 1989 obligations.

##### **Risk Management**

Regular Financial Reporting in accordance with the Local Government Act 1989 support Council's focus on Risk Management.

### 9.7.1 Finance Report – April 2016 (cont.)

#### **Strategic Links – Policy implications and relevance to Council Plan**

The report is consistent with Council Policies, key strategic documents and the Council Plan.

#### **Best Value / National Competition Policy (NCP) / Competition and Consumers Act 2010 (CCA) implications**

The report is consistent with Best Value, National Competition Policy and Competition and Consumers Act 2010 requirements.

#### **Financial / Budgetary Implications**

The attached report, in conjunction with the detailed briefing to Council, considers all Financial and Budgetary implications for the Financial Year ending 30 June 2016.

#### **Economic Implications**

The attached report, in conjunction with the detailed briefing to Council, considers all Economic implications for the Financial Year ending 30 June 2016.

#### **Environmental / Amenity Implications**

The recommendation in this report has no significant environmental or amenity implications for Council or the broader community.

#### **Community Implications**

This report has no significant community or social implications for the Council or the broader community.

#### **Victorian Charter of Human Rights and Responsibilities Act 1006**

This report does not limit any human rights under the Victorian Charter of Human Rights and Responsibilities Act 1006.

#### **Legal / Statutory Implications**

Consideration and adoption of quarterly Financial reports as per the Local Government Act 1989 ensures Council complies with its Legal and Statutory obligations.

#### **Consultation**

The author of this report considers that the matter under consideration did not warrant a community consultation process.

#### **Attachments**

April Financial Report

**FINANCIAL OVERVIEW FOR THE TEN MONTHS ENDED 30 APRIL 2016**

The Financial Overview to 30 April 2016 identifies total revenue \$21,860,248 with total expenditure \$20,243,661 resulting in a surplus to date of \$1,616,587. The Mid Year Review Budget forecasts a surplus of \$60,500 whilst the Forecast Budget to June 30 forecasts a deficit of \$378,096. This is made up of a number of variances outlined in the table below.

Capital Works total expenditure to 30 April 2016 is \$3,887,021. The Mid Year Review budget for Capital Expenditure is \$9,394,760. The Forecast Budget to 30 June revises this total to \$8,099,753, a favorable variance of \$1,295,007 which is largely expected to be carried over to 2016/2017. The variances are outlined in the table below.

**Income Statement Variance for 30 April 2016**

**INCOME** (Fav) / Unfav.

Line Item	Variance	Notes
A <u>Rates &amp; Charges</u>	(50,204)	Increase in income Forecast budget due to: * Higher supplementary valuations
B <u>Grants Non Recurrent Capital</u>	314,000	Decrease in income Forecast budget due to: * Funding for Euroa Saleyards Roof stage 2 deferred until December 2016 \$250k * Funding for Bridges renewal program deferred to 2016/17 \$250k Offset by additional income: * Seven Creeks Park Facilities \$30k * Nagambie Library redevelopment \$100k * Nagambie Mens Shed \$51k * Nagambie Tennis Courts lighting upgrade \$5k
C <u>Grants Recurrent Capital</u>	489,133	Decrease in income Forecast budget due to: * Local Government Infrastructure Program. Budgeted \$500k, funding ceased 2014/15.
D <u>Grants Recurrent Operating</u>	(93,990)	Increase in income Forecast budget due to: * Freeza Grant, increase in funding \$12k * HACC VP register \$14k * Pest & Plants program \$53k * Commonwealth Roads of Access \$14k
E <u>Contributions</u>	(110,400)	Increase in income Forecast budget due to: * Vic Roads - Euroa Mansfield Road \$87k * Charles & Ash St Avenel road works \$12k * Blayney Lane path \$7k
F <u>Other Revenue</u>	(156,270)	Increase in income Forecast budget due to: * Staff Training Subsidy \$44k * Interest on Investments \$35k * Regional Shared Services \$50k * Recycling Acceptance & Sorting \$30k

**EXPENDITURE** (Fav) /Unfav

Ref	Line Item	Variance	Notes
G	<u>Employee Costs</u>	211,350	Increase in expenditure Forecast budget due to: * Staff restructure costs & additional expense on waste management
H	<u>Materials and Services</u>	(77,188)	Decrease in expenditure Forecast budget due to: * Ranger & Local Laws, savings of \$50k * Violet Town Landfill rehab plan deferred to 2016/17 \$65k



FINANCIAL OVERVIEW FOR THE TEN MONTHS ENDED 30 APRIL 2016

CAPITAL		(Fav) /Unfav	
Ref	Line Item	Variance	
I	<u>Land</u>	(57,000)	Decrease in expenditure Forecast budget due to: * Likely carryover to 2016/17 of Nagambie, Avenel, Longwood & Violet Town oval works \$78k
J	<u>Buildings - Municipal Prop</u>	(246,187)	Decrease in expenditure Forecast budget due to: Likely carryover to 2016/17 of: * Brock St Toilet refurbishment \$22k * Euroa skate park shade sail \$15k * Euroa Saleyards roof stage 2 \$385k Offset by unbudgeted expenditure on: * sale of 59 Hill St Longwood \$72k * Nagambie Library redevelopment \$30k * subdivision costs 10 Vale St Nagambie \$40k * Violet Town Library \$26k.
K	<u>Bridge Construction</u>	(761,421)	Decrease in expenditure Forecast budget due to: Likely carryover to 2016/17 of: * Geodetic Road bridge \$140k * Halsalls Land bridge \$60k * Curries Rd Bridge \$60k * Cullens Rd Bridge \$390k * various bridge abutments \$70k
L	<u>Underground Drainage</u>	(187,276)	Decrease in expenditure Forecast budget due to: Likely carryover to 2016/17 of: * Nagambie Industrial area scoping & drainage \$86k * Euroa Mansfield Rd \$130k * Offset by unbudgeted spend on open drain Lime Street \$20k
M	<u>Footpaths</u>	(50,536)	Decrease in expenditure Forecast budget due to: Likely carryover to 2016/17 of: * Campbell St Pathway connection \$60k
N	<u>Roads</u>	(32,956)	Decrease in expenditure Forecast budget due to: Likely carryover to 2016/17 of: * Birkett St railway pedestrian crossing \$138k * offset by over budget spends multiple roads.



**STRATHBOGRIE SHIRE COUNCIL**

**Profit and Loss Statement 2015/2016  
for the 10 months ending April 2016**

	YTD Actual 2015/16	Mid Year Review Budget 2015/16	Forecast Budget 2015/16	Variance to Mid Year Review Budget	Reference
<b>REVENUE</b>					
Rates and charges	17,231,286	17,174,800	17,225,004	(50,204)	A
Statutory Fees & Fines	272,691	297,400	321,400	(24,000)	
User fees	701,370	754,000	793,835	(39,835)	
Grants Non Recurrent Capital	630,983	1,387,900	1,073,900	314,000	B
Grants Non Recurrent Operating	77,782	109,000	134,000	(25,000)	
Grants Recurrent Capital	10,867	3,434,700	2,945,567	489,133	C
Grants Recurrent Operating	2,146,791	2,734,400	2,828,390	(93,990)	D
Contributions	70,881	56,400	166,800	(110,400)	E
Other Revenue	812,192	701,600	857,870	(156,270)	F
Net gain/loss on disposal Assets	(475,302)	(1,150,500)	(1,150,500)	0	
Proceeds from sale of assets	380,707	970,000	970,000	0	
<b>Operating Revenue Total</b>	<b>21,860,248</b>	<b>26,469,700</b>	<b>26,166,266</b>	<b>303,434</b>	
<b>EXPENDITURE</b>					
Employee Costs	7,172,207	8,772,700	8,984,050	211,350	G
Materials and Services	8,927,101	11,826,800	11,749,612	(77,188)	H
Depreciation and amortisation	3,873,674	4,982,300	4,982,300	0	
Borrowing Costs	105,604	114,600	114,600	0	
Other Expenditure	165,076	712,800	713,800	1,000	
<b>Operating Expenditure Total</b>	<b>20,243,661</b>	<b>26,409,200</b>	<b>26,544,362</b>	<b>(135,162)</b>	
<b>Surplus /Deficit</b>	<b>(1,616,587)</b>	<b>(60,500)</b>	<b>378,096</b>	<b>438,596</b>	

**STRATHBOGRIE SHIRE COUNCIL**

**Balance Sheet 2015/2016**

**April 2016**

	Mid Year Review 2015/16	YTD Actual
	\$	
<b>Current Assets</b>		
Cash and cash equivalents	7,757,000	9,844,156
Trade and other receivables	1,610,000	5,635,863
Prepayments	147,000	88,265
Inventories	0	4,123
Assets held for sale	0	0
<b>Total Current Assets</b>	<b>9,514,000</b>	<b>15,572,408</b>
<b>Non Current Assets</b>		
Financial Assets	2,000	2,032
Investments in associates	245,000	244,840
Property, plant and equipment, infrastructure	266,726,000	263,395,395
<b>Total Non Current Assets</b>	<b>266,973,000</b>	<b>263,642,267</b>
<b>TOTAL ASSETS</b>	<b>276,487,000</b>	<b>279,214,675</b>
<b>Current Liabilities</b>		
Trade and other payables	2,589,000	1,954,046
Trust funds and deposits	0	1,423,515
Provisions	2,583,000	3,093,416
Interest bearing loans and borrowings	610,000	38,187
<b>Total Current Liabilities</b>	<b>5,782,000</b>	<b>6,509,163</b>
<b>Non Current Liabilities</b>		
Trust funds and deposits	0	67,980
Provisions	1,250,000	966,062
Interest bearing loans and borrowings	1,072,000	1,680,423
<b>Total Non Current Liabilities</b>	<b>2,322,000</b>	<b>2,714,464</b>
<b>TOTAL LIABILITIES</b>	<b>8,104,000</b>	<b>9,223,627</b>
<b>NET ASSETS</b>	<b>268,383,000</b>	<b>269,991,048</b>
<b>Equity</b>		
Accumulated Surplus	81,417,000	83,122,237
Reserves	186,966,000	186,868,811
<b>TOTAL EQUITY</b>	<b>268,383,000</b>	<b>269,991,048</b>

**STRATHBOGRIE SHIRE COUNCIL  
MANAGEMENT REPORT  
PERIOD - April 2016**

	YTD Actual 2015/16	Mid Year ReviewBudget 2015/16	Forecast Budget 2015/16	Variance to Mid Year Review Budget	Reference
<b>CAPITAL EXPENDITURE</b>					
Land	55,193	258,000	201,000	(57,000)	I
Open Space	0	89,000	89,000		
Buildings - Municipal Properties	488,543	1,607,700	1,361,513	(246,187)	J
Furniture and Equipment	262,145	340,715	370,584	29,869	
Plant & Machinery	311,389	670,000	670,000		
Bridge Construction	726,333	1,502,300	740,879	(761,421)	K
Underground Drainage	61,733	434,000	246,724	(187,276)	L
Footpaths	123,576	222,000	171,464	(50,536)	M
Gravel Resheeting	363,913	633,000	633,000		
Roads	1,432,377	3,576,045	3,543,089	(32,956)	N
Kerb & Channel	61,817	62,000	72,500	10,500	
<b>TOTAL CAPITAL EXPENDITURE</b>	<b>3,887,021</b>	<b>9,394,760</b>	<b>8,099,753</b>	<b>(1,295,007)</b>	
Asset Renewal	3,330,000	8,289,760	6,638,449	(1,651,311)	
Asset Upgrade	190,745	958,000	880,286	(77,714)	
Asset New	366,276	147,000	581,018	434,018	
<b>Report Total</b>	<b>3,887,021</b>	<b>9,394,760</b>	<b>8,099,753</b>	<b>(1,295,007)</b>	
<b>Budgeted Items from operational</b>					
Plant	33,746			33,746	
Salaries	63,091		29,784	63,091	
<b>Report Total</b>	<b>96,837</b>	<b>0</b>	<b>29,784</b>	<b>96,837</b>	



**STRATHBOGIE SHIRE COUNCIL**


Cash Flow Statement for 10 Months ended April 2016	Mid Year Review	YTD
	Budget 2015/16	2015/16
	Inflows (Outflows)	Inflows (Outflows)
<b>Cash flows from operating activities</b>		
Rates and charges	17,095,000	13,627,366
Statutory fees and fines	297,000	272,691
User fees	747,000	600,619
Contributions	0	70,881
Grants	8,624,000	2,866,423
Interest	335,000	189,324
Other receipts	430,000	622,868
Net GST refund/overpayment	0	1,194,693
Payments to suppliers	(11,838,000)	(9,899,543)
Payments to employees (including redundancies)	(9,422,000)	(7,401,804)
Other payments	(202,000)	(165,076)
<b>Total cash outflows from operating activities</b>	<b>6,066,000</b>	<b>1,978,442</b>
<b>Cash flows from investing activities</b>		
Payments for property, plant and equipment, infrastructure	(9,395,000)	(3,727,347)
Payments for landfill rehabilitation	(524,000)	0
Proceeds sales of property, plant and equip, infrastructure	970,000	380,707
<b>Net cash used in investing activities</b>	<b>(8,949,000)</b>	<b>(3,346,640)</b>
<b>Cash flows from financing activities</b>		
Finance costs	(115,000)	(105,604)
Trust funds and deposits	0	526,221
Proceeds from interest bearing loans and borrowings	0	0
Repayment of interest bearing loans and borrowings	(433,000)	(396,470)
<b>Net cash provided by (used in) financing activities</b>	<b>(548,000)</b>	<b>24,147</b>
<b>Net increase (decrease) in cash and cash equivalents</b>	<b>(3,431,000)</b>	<b>(1,344,051)</b>
<b>Cash and cash equivalents brought forward</b>	<b>11,188,000</b>	<b>11,188,208</b>
<b>Cash and cash equivalents at end of year/month</b>	<b>7,757,000</b>	<b>9,844,157</b>

**Strathbogie Shire Council 2015/2016**

**Account Details - Investments**

**Apr-16**

Investments Split by Bank	YTD Actual	Interest Rate	Bank Credit Rating
NAB	3,400,000	3.05%	A1+
CBA	1,600,000	2.75%	A1+
ANZ	1,600,000	3.00%	A1+
GMCU	1,000,000	2.65%	not rated
	<b>7,600,000</b>		



### Strathbogrie Shire Council Account Management Report for year to April 2016 (actuals as at 10 May 16 - 83% of year)

	Original Budget	Current Budget	YTD Budget	YTD Actual	YTD On Order	YTD Total Committed	YTD Variance	Rev. Bud. Variance	% Rev Bud
<b>Capital Land</b>									
22001	\$7,000	\$7,000	\$7,000	\$0	\$0	\$0	\$7,000	\$7,000	0%
22017	\$0	\$0	\$0	\$0	\$16,245	\$16,245	-\$16,245	-\$16,245	0%
22020	\$70,000	\$70,000	\$70,000	\$2,976	\$8,255	\$9,231	\$60,769	\$9,231	13%
22023	\$16,000	\$19,000	\$18,000	\$17,750	\$0	\$17,750	\$250	\$250	93%
22024	\$10,000	\$10,000	\$10,000	\$10,000	\$0	\$10,000	\$0	\$0	100%
22025	\$15,000	\$15,000	\$0	\$0	\$0	\$0	\$15,000	\$15,000	0%
22026	\$16,000	\$16,000	\$16,000	\$1,500	\$0	\$1,500	\$14,500	\$14,500	9%
22027	\$16,000	\$15,000	\$15,000	\$850	\$0	\$850	\$14,050	\$14,050	6%
22028	\$16,000	\$16,000	\$16,000	\$20,000	\$0	\$20,000	-\$4,000	-\$4,000	125%
22028	\$16,000	\$16,000	\$16,000	\$950	\$0	\$950	\$15,050	\$15,050	6%
22030	\$31,000	\$31,000	\$0	\$1,067	\$0	\$1,067	-\$1,067	\$28,933	3%
22031	\$14,000	\$14,000	\$14,000	\$0	\$0	\$0	\$14,000	\$14,000	0%
22032	\$30,000	\$30,000	\$0	\$0	\$0	\$0	\$30,000	\$30,000	0%
<b>Total Land</b>	<b>\$258,000</b>	<b>\$258,000</b>	<b>\$182,000</b>	<b>\$85,193</b>	<b>\$22,500</b>	<b>\$77,694</b>	<b>\$104,306</b>	<b>\$202,807</b>	<b>30%</b>
<b>Open Space</b>									
22035	\$0	\$89,000	\$0	\$0	\$81,818	\$81,818	-\$81,818	\$7,182	92%
<b>Total Open Space</b>	<b>\$0</b>	<b>\$89,000</b>	<b>\$0</b>	<b>\$0</b>	<b>\$81,818</b>	<b>\$81,818</b>	<b>-\$81,818</b>	<b>\$89,000</b>	<b>92%</b>
<b>Buildings - Municipal Properties</b>									
20026	\$30,000	\$30,000	\$30,000	\$0	\$0	\$0	\$30,000	\$30,000	0%
20028	\$40,000	\$40,000	\$40,000	\$14,914	\$0	\$14,914	-\$25,086	-\$25,086	37%
20029	\$20,000	\$20,000	\$20,000	\$1,373	\$0	\$1,373	\$18,627	\$18,627	7%
20040	\$0	\$0	\$0	-\$208	\$273	\$65	-\$65	-\$65	0%
20072	\$3,000	\$3,000	\$3,000	\$0	\$3,227	\$3,227	-\$227	-\$227	108%
20073	\$15,000	\$15,000	\$0	\$0	\$0	\$0	\$15,000	\$15,000	0%
20074	\$22,000	\$22,000	\$12,000	\$0	\$0	\$0	\$10,000	\$22,000	0%
20075	\$27,053	\$10,000	\$10,000	\$7,300	\$17,053	\$24,353	-\$14,353	-\$14,353	244%
20076	\$35,000	\$41,900	\$41,900	\$41,967	\$0	\$41,967	\$13	\$13	100%
20077	\$5,000	\$5,000	\$5,000	\$866	\$0	\$866	\$4,134	\$4,134	13%
20078	\$30,000	\$35,000	\$20,000	\$0	\$0	\$0	\$20,000	\$55,000	0%
20079	\$25,000	\$0	\$0	\$0	\$0	\$0	\$0	\$0	0%
20080	\$10,000	\$24,500	\$24,500	\$12,264	\$12,264	\$24,527	-\$27	-\$27	100%
20085	\$0	\$6,600	\$6,600	\$8,646	\$0	\$8,646	-\$2,046	-\$2,046	101%
20086	\$181,000	\$199,000	\$100,000	\$88,689	\$1,510	\$89,199	\$111,801	\$110,801	44%
20084	\$275,000	\$275,000	\$150,000	\$0	\$0	\$0	\$150,000	\$275,000	0%
20086	\$40,000	\$48,600	\$48,600	\$54,806	\$19,939	\$74,745	-\$26,164	-\$26,164	154%
20094	\$0	\$0	\$0	\$1,442	\$0	\$1,442	-\$1,442	-\$1,442	0%
20097	\$0	\$0	\$0	\$950	\$0	\$950	-\$950	-\$950	0%
20100	\$87,000	\$97,000	\$0	\$0	\$77,018	\$77,018	-\$77,018	-\$77,018	75%
20101	\$8,000	\$0	\$0	\$0	\$0	\$0	\$0	\$0	0%
20102	\$20,000	\$0	\$0	\$0	\$0	\$0	\$0	\$0	0%
20103	\$20,000	\$0	\$0	\$0	\$0	\$0	\$0	\$0	0%
20104	\$45,000	\$45,000	\$45,000	\$0	\$15,850	\$15,850	\$29,150	\$29,150	35%

**Strathbogie Shire Council  
Account Management Report  
for year to April 2016 (actuals as at 10 May 16 - 83% of year)**

	Original Budget	Current Budget	YTD Budget	YTD Actual	YTD On Order	YTD Total Committed	YTD Variance	Rev. Bud. Variance	% Rev Bud
<b>Renewing</b>									
20105 Ngarabie Lakes Community House: Rectangular	\$10,000	\$10,000	\$0	\$0	\$0	\$0	\$0	\$10,000	0%
20106 Baha South Hill: Kitchen Re-furbishment	\$10,000	\$10,000	\$9,449	\$9,449	\$0	\$9,449	\$551	\$951	94%
20107 Decommission Locksley Tennis Club Tables	\$5,000	\$5,000	\$1,697	\$1,697	\$0	\$1,697	\$3,303	\$3,303	34%
20108 Decommission Violet Town Shadforth Reserve Toilet	\$15,000	\$15,000	\$7,498	\$7,498	\$0	\$7,498	\$7,502	\$7,502	50%
20109 Violet Town Old Library: White Art Damage Sig 2	\$10,000	\$10,000	\$13,239	\$13,239	\$63	\$13,239	\$3,239	\$3,239	103%
20110 Heritage Signs: 73 Plaques	\$7,000	\$7,000	\$0	\$0	\$0	\$0	\$7,000	\$7,000	0%
20111 Euroa Skate Park Shade Sail	\$15,000	\$15,000	\$0	\$0	\$0	\$0	\$15,000	\$15,000	0%
20112 Bi-Centennial Park, Euroa (Playground Equipment Refurb.)	\$13,000	\$13,000	\$5,440	\$5,440	\$0	\$5,440	\$7,560	\$7,560	42%
20113 58 Hill St Longwood	\$0	\$0	\$70,532	\$70,532	\$950	\$71,483	-\$7,483	-\$7,483	0%
20114 10 Yale Street Nagsmbia	\$0	\$0	\$0	\$0	\$8,600	\$8,600	-\$8,600	-\$8,600	0%
20102 Euroa Library - roof over rear courtyard	\$0	\$5,100	\$5,127	\$5,127	\$0	\$5,127	-\$27	-\$27	101%
22033 Ngarabie Lakes Meats Shop	\$0	\$75,000	\$4,000	\$4,000	\$99,575	\$73,575	-\$30,575	\$1,425	90%
22034 Euroa Sateyards Roof - Stage 2	\$0	\$525,000	\$143,229	\$143,229	\$765	\$143,994	-\$381,068	\$381,068	27%
22038 Ngarabie Library Redevelopment	\$0	\$0	\$0	\$0	\$0	\$0	\$0	\$0	0%
<b>Total Buildings - Municipal Properties</b>	<b>\$1,013,053</b>	<b>\$1,607,700</b>	<b>\$811,700</b>	<b>\$488,943</b>	<b>\$227,096</b>	<b>\$715,639</b>	<b>\$89,061</b>	<b>\$1,119,157</b>	<b>45%</b>
<b>Furniture and Equipment (Inc. Info. Services)</b>									
21103 Euroa Office flooring, CD mat	\$0	\$10,400	\$10,400	\$12,837	\$0	\$12,837	-\$2,437	-\$2,437	123%
21104 Euroa Office floorng, CD mat	\$0	\$0	\$0	\$2,271	\$0	\$2,271	-\$2,271	-\$2,271	0%
21124 Bridge Staff Room: ActiveSmart 513 LIT	\$0	\$0	\$0	\$1,635	\$0	\$1,635	-\$1,635	-\$1,635	0%
21125 Sit-stand desk	\$0	\$0	\$0	\$2,257	\$0	\$2,257	-\$2,257	-\$2,257	0%
21126 Air Conditioner: 5.0kw split, Regatta Centre	\$0	\$0	\$0	\$10,905	\$0	\$10,905	-\$10,905	-\$10,905	0%
21127 Regatta Centre Speaker upgrade	\$0	\$0	\$0	\$10,268	\$0	\$10,268	-\$10,268	-\$10,268	0%
21127 Community Relations (new float)	\$0	\$0	\$0	\$10,268	\$0	\$10,268	-\$10,268	-\$10,268	0%
21128 Mitsubishi Split system x 2: Euroa Civic Centre	\$0	\$0	\$0	\$2,560	\$0	\$2,560	-\$2,560	-\$2,560	0%
<b>Other Furniture and Equipment</b>									
<b>Total Other Furniture and Equipment</b>	<b>\$0</b>	<b>\$0</b>	<b>\$0</b>	<b>\$0</b>	<b>\$0</b>	<b>\$0</b>	<b>\$0</b>	<b>\$0</b>	<b>0%</b>
<b>Information Technology</b>									
21150 Server Room generator	\$80,315	\$80,315	\$80,315	\$76,519	\$3,797	\$80,315	\$3,797	\$0	100%
26012 Hardware Replacement Program	\$250,000	\$250,000	\$167,300	\$142,843	\$2,354	\$145,198	\$42,104	\$104,804	88%
<b>Total Information Technology</b>	<b>\$330,315</b>	<b>\$330,315</b>	<b>\$247,615</b>	<b>\$219,361</b>	<b>\$6,150</b>	<b>\$225,511</b>	<b>\$42,104</b>	<b>\$110,954</b>	<b>68%</b>
<b>Total Furniture and Equipment (Inc. Info. Services)</b>	<b>\$330,315</b>	<b>\$340,715</b>	<b>\$278,015</b>	<b>\$262,145</b>	<b>\$9,150</b>	<b>\$265,295</b>	<b>\$9,720</b>	<b>\$78,570</b>	<b>79%</b>
<b>Plant &amp; Machinery</b>									
28006 Plant Replacement (Strathcorn)	\$372,932	\$370,000	\$530,000	\$124,503	\$0	\$124,503	\$105,057	\$245,057	34%
28007 Motor Vehicle Fleet Replacement	\$306,000	\$300,000	\$389,000	\$185,468	\$0	\$185,468	\$1,514	\$113,574	62%
<b>Total Plant &amp; Machinery</b>	<b>\$678,932</b>	<b>\$670,000</b>	<b>\$919,000</b>	<b>\$311,389</b>	<b>\$0</b>	<b>\$311,389</b>	<b>\$106,611</b>	<b>\$358,611</b>	<b>46%</b>
<b>Bridge Construction</b>									
22035 Gendatic Rd Bridge No 19	\$0	\$140,000	\$0	\$0	\$0	\$0	\$0	\$140,000	0%
22037 Halsells Lane Bridge	\$0	\$60,000	\$0	\$0	\$0	\$0	\$0	\$60,000	0%
23017 Various Bridge Abutments & Piles	\$70,000	\$70,000	\$35,000	\$0	\$0	\$0	\$35,000	\$70,000	0%
23022 Pranjic Road Bridge	\$245,000	\$245,000	\$230,000	\$192,496	\$0	\$192,496	\$52,504	\$52,504	79%



**Strathbogie Shire Council  
Account Management Report  
for year to April 2016 (actuals as at 10 May 16 - 83% of year)**

	Original Budget	Current Budget	YTD Budget	YTD Actual	YTD On Order	YTD Total Committed	YTD Variance	Rev. Bud. Variance	% Rev Bud
23024	\$120,000	\$120,000	\$120,000	\$121,364	\$0	\$121,364	-\$1,364	-\$1,364	101%
23029	\$0	\$0	\$0	\$0	\$0	\$0	\$0	\$0	0%
23030	\$330,000	\$330,000	\$10,000	\$9,932	\$0	\$9,932	\$68	\$330,068	3%
23031	\$12,000	\$12,000	\$0	\$0	\$0	\$0	\$0	\$12,000	0%
23902	\$400,000	\$400,000	\$400,000	\$395,026	\$0	\$395,026	\$4,974	\$4,974	99%
27075	\$0	\$5,300	\$5,300	\$7,515	\$0	\$7,515	-\$2,215	-\$2,215	142%
<b>Total Bridge Construction</b>	<b>\$1,257,000</b>	<b>\$1,502,300</b>	<b>\$800,300</b>	<b>\$726,333</b>	<b>\$0</b>	<b>\$726,333</b>	<b>\$73,967</b>	<b>\$775,967</b>	<b>48%</b>
<b>Underground Drainage</b>									
24007	\$43,000	\$43,000	\$0	\$0	\$0	\$0	\$0	\$43,000	0%
24008	\$43,000	\$43,000	\$0	\$0	\$0	\$0	\$0	\$43,000	0%
24018	\$66,000	\$66,000	\$0	\$0	\$0	\$0	\$0	\$66,000	0%
24019	\$0	\$0	\$0	\$20,488	\$0	\$20,488	-\$20,488	-\$20,488	0%
24023	\$4,000	\$4,000	\$0	\$0	\$0	\$0	\$0	\$4,000	0%
24024	\$20,000	\$20,000	\$20,000	\$23,668	\$0	\$23,668	-\$3,668	-\$3,668	120%
24025	\$20,000	\$20,000	\$20,000	\$0	\$0	\$0	\$20,000	\$20,000	0%
24026	\$8,000	\$8,000	\$0	\$0	\$0	\$0	\$0	\$8,000	0%
24027	\$130,000	\$130,000	\$0	\$0	\$0	\$0	\$0	\$130,000	0%
201000	\$100,000	\$100,000	\$15,000	\$17,277	\$0	\$17,277	-\$2,277	\$82,724	17%
<b>Total Underground Drainage</b>	<b>\$434,000</b>	<b>\$434,000</b>	<b>\$55,000</b>	<b>\$61,733</b>	<b>\$0</b>	<b>\$61,733</b>	<b>-\$6,733</b>	<b>\$372,267</b>	<b>14%</b>
<b>Footpaths</b>									
27012	\$22,000	\$22,000	\$22,000	\$23,134	\$0	\$23,134	-\$1,134	-\$1,134	105%
27013	\$18,000	\$18,000	\$18,000	\$18,000	\$0	\$18,000	\$0	\$0	100%
27014	\$18,000	\$18,000	\$18,000	\$18,079	\$0	\$18,079	-\$79	-\$79	100%
27015	\$16,000	\$16,000	\$16,000	\$15,978	\$0	\$15,978	\$23	\$23	100%
27016	\$25,000	\$40,000	\$40,000	\$41,807	\$31,807	\$31,807	\$8,163	\$8,163	80%
27017	\$40,000	\$40,000	\$40,000	\$41,651	\$0	\$41,651	-\$1,651	-\$1,651	104%
27018	\$8,000	\$8,000	\$8,000	\$7,145	\$45	\$7,190	\$55	\$810	90%
27072	\$0	\$0	\$0	\$0	\$0	\$0	\$0	\$0	0%
<b>Isolated Failures Concrete (Various)</b>	<b>\$0</b>	<b>\$0</b>	<b>\$0</b>	<b>-\$750</b>	<b>\$0</b>	<b>-\$750</b>	<b>\$750</b>	<b>\$750</b>	<b>0%</b>
27051	\$0	\$0	\$0	-\$750	\$0	-\$750	\$750	\$750	0%
<b>Total Isolated Failures Concrete (Various)</b>	<b>\$0</b>	<b>\$0</b>	<b>\$0</b>	<b>-\$750</b>	<b>\$0</b>	<b>-\$750</b>	<b>\$750</b>	<b>\$750</b>	<b>0%</b>
<b>Minor Missing Link Sections Footpath</b>									
27071	\$0	\$0	\$0	\$340	\$0	\$340	-\$340	-\$340	0%
<b>Total Minor Missing Link Sections Footpath</b>	<b>\$0</b>	<b>\$0</b>	<b>\$0</b>	<b>\$340</b>	<b>\$0</b>	<b>\$340</b>	<b>-\$340</b>	<b>-\$340</b>	<b>0%</b>
<b>Total Footpaths</b>	<b>\$147,000</b>	<b>\$222,000</b>	<b>\$162,000</b>	<b>\$123,576</b>	<b>\$31,852</b>	<b>\$155,429</b>	<b>\$6,571</b>	<b>\$58,424</b>	<b>70%</b>
<b>Gravel Resheeting</b>									
25202	\$553,000	\$553,000	\$300,000	\$0	\$0	\$0	\$300,000	\$553,000	0%
25205	\$0	\$0	\$0	\$15,623	\$0	\$15,623	-\$15,623	-\$15,623	0%



**Strathbogie Shire Council  
Account Management Report  
for year to April 2016 (actuals as at 10 May 16 - 83% of year)**

	Original Budget	Current Budget	YTD Budget	YTD Actual	YTD On Order	YTD Total Committed	YTD Variance	Rev. Bud. Variance	% Rev Bud
25225 Cherry Tree Rd Ch 0-500	\$0	\$0	\$0	\$0	\$13,665	\$13,665	-\$13,665	-\$13,665	0%
25227 Cherry Tree Rd Ch 2920-4900	\$0	\$0	\$0	\$0	\$20,250	\$20,250	-\$20,250	-\$20,250	0%
25238 Nigambia Rushworth Rd Ch 4900-6500	\$0	\$0	\$0	\$0	\$31,560	\$31,560	-\$31,560	-\$31,560	0%
25239 Falls Rd Ch 0-1500	\$0	\$0	\$0	\$21,957	\$0	\$21,957	-\$21,957	-\$21,957	0%
25240 Wallie Vale Rd Ch 7700-8500	\$0	\$0	\$0	\$0	\$18,225	\$18,225	-\$18,225	-\$18,225	0%
25241 Tarcambe Rd Ch 8400-8535	\$0	\$0	\$0	\$19,031	\$0	\$19,031	-\$19,031	-\$19,031	0%
25242 Tarcambe Rd Ch 10770-11730	\$0	\$0	\$0	\$15,138	\$0	\$15,138	-\$15,138	-\$15,138	0%
25243 Tarcambe Rd Ch 11730-12370	\$0	\$0	\$0	\$10,844	\$0	\$10,844	-\$10,844	-\$10,844	0%
25244 Tarcambe Rd Ch 12370-12350	\$0	\$0	\$0	\$376	\$0	\$376	-\$376	-\$376	0%
25245 Tarcambe Rd Ch 12350-13375	\$0	\$0	\$0	\$25,031	\$0	\$25,031	-\$25,031	-\$25,031	0%
25246 Tarcambe Rd Ch 13375-15140	\$0	\$0	\$0	\$20,172	\$0	\$20,172	-\$20,172	-\$20,172	0%
25247 Camelary Ln (Nag) Ch 400-1600	\$0	\$0	\$0	\$19,772	\$0	\$19,772	-\$19,772	-\$19,772	0%
25248 Alexandersons Rd Ch 2250-4140	\$0	\$0	\$0	\$26,084	\$0	\$26,084	-\$26,084	-\$26,084	0%
25249 Browns Rd Ch 1700-4400	\$0	\$0	\$0	\$19,267	\$0	\$19,267	-\$19,267	-\$19,267	0%
25220 Tabik Monna Rd Ch 2050-4300	\$0	\$0	\$0	\$27,824	\$0	\$27,824	-\$27,824	-\$27,824	0%
25221 Tabik Monna Rd Ch 7800-9800	\$0	\$0	\$0	\$38,593	\$0	\$38,593	-\$38,593	-\$38,593	0%
25222 McKendrys Road Ch 0-1310	\$0	\$0	\$0	\$17,567	\$0	\$17,567	-\$17,567	-\$17,567	0%
25223 McKendrys Road Ch 1695-2650	\$0	\$0	\$0	\$14,620	\$0	\$14,620	-\$14,620	-\$14,620	0%
25224 MacCombe Road Ch 0-1195	\$0	\$0	\$0	\$12,564	\$0	\$12,564	-\$12,564	-\$12,564	0%
25225 MacCombe Road Ch 1195-1940	\$0	\$0	\$0	\$16,828	\$0	\$16,828	-\$16,828	-\$16,828	0%
25226 MacCombe Road Ch 4535-4550	\$0	\$0	\$0	\$17,873	\$0	\$17,873	-\$17,873	-\$17,873	0%
<b>Total Gravel Reshoeing</b>	<b>\$533,000</b>	<b>\$533,000</b>	<b>\$300,000</b>	<b>\$363,913</b>	<b>\$53,701</b>	<b>\$447,614</b>	<b>-\$147,614</b>	<b>\$265,067</b>	<b>71%</b>
<b>Roads</b>									
27075 O'Carroll Rd-Grant St, Mangalore - Upgrade for school bus	\$0	\$40,000	\$40,000	\$3,979	\$0	\$3,979	\$36,021	\$36,021	10%
<b>Roads and Street Resealing</b>									
<b>Reseals - Rural</b>									
25118 Longwood-Shepparton Road Ch 11550 - 12620	\$0	\$0	\$0	\$36	\$0	\$36	-\$36	-\$36	0%
25145 Lone Pine Road	\$0	\$0	\$0	\$7,043	\$0	\$7,043	-\$7,043	-\$7,043	0%
25146 Longwood-Ruffy Road	\$0	\$0	\$0	\$6,573	\$0	\$6,573	-\$6,573	-\$6,573	0%
25171 Armstrong Street	\$0	\$0	\$0	\$3,824	\$0	\$3,824	-\$3,824	-\$3,824	0%
25572 Nelson Road Ch 0 - 525	\$0	\$0	\$0	\$9,609	\$0	\$9,609	-\$9,609	-\$9,609	0%
<b>Total Reseals Rural</b>	<b>\$0</b>	<b>\$0</b>	<b>\$0</b>	<b>\$27,087</b>	<b>\$0</b>	<b>\$27,087</b>	<b>-\$27,087</b>	<b>-\$27,087</b>	<b>0%</b>
<b>Country Roads &amp; Bridges: Rural</b>									
25100 Boundary Hill Road Ch 2385 - 3050	\$0	\$0	\$0	\$154	\$0	\$154	-\$154	-\$154	0%
<b>Total Country Roads &amp; Bridges: Rural</b>	<b>\$0</b>	<b>\$0</b>	<b>\$0</b>	<b>\$154</b>	<b>\$0</b>	<b>\$154</b>	<b>-\$154</b>	<b>-\$154</b>	<b>0%</b>
<b>Total Reseals - Rural</b>	<b>\$0</b>	<b>\$0</b>	<b>\$0</b>	<b>\$27,241</b>	<b>\$0</b>	<b>\$27,241</b>	<b>-\$27,241</b>	<b>-\$27,241</b>	<b>0%</b>
<b>Shoulder Pavement Program</b>									
25150 Shoulder Pavement Program	\$321,000	\$321,000	\$160,000	\$0	\$325,876	\$325,876	-\$165,876	-\$5,876	102%
<b>Total Shoulder Pavement Program</b>	<b>\$321,000</b>	<b>\$321,000</b>	<b>\$160,000</b>	<b>\$0</b>	<b>\$325,876</b>	<b>\$325,876</b>	<b>-\$165,876</b>	<b>\$321,000</b>	<b>102%</b>
<b>Total Roads and Street Resealing</b>	<b>\$321,000</b>	<b>\$321,000</b>	<b>\$160,000</b>	<b>\$27,241</b>	<b>\$325,876</b>	<b>\$354,118</b>	<b>-\$194,118</b>	<b>\$293,759</b>	<b>110%</b>

**Strathbogie Shire Council  
Account Management Report  
for year to April 2016 (actuals as at 10 May 16 - 83% of year)**

	Original Budget	Current Budget	YTD Budget	YTD Actual	YTD On Order	YTD Total Committed	YTD Variance	Rev. Bud. Variance	% Rev Bud
<b>Reseals - Urban</b>									
<b>Reseals Urban</b>									
25159 Ash Street	\$0	\$0	\$0	\$3,533	\$0	\$3,533	-\$3,533	-\$3,533	0%
25160 Cowslip Street	\$0	\$0	\$0	\$2,369	\$0	\$2,369	-\$2,369	-\$2,369	0%
25161 Fay Street	\$0	\$0	\$0	\$3,149	\$0	\$3,149	-\$3,149	-\$3,149	0%
25162 Hemley Avenue	\$0	\$0	\$0	\$3,547	\$0	\$3,547	-\$3,547	-\$3,547	0%
25165 Jones Street	\$0	\$0	\$0	\$8,525	\$0	\$8,525	-\$8,525	-\$8,525	0%
25166 Park Street Nagambie	\$0	\$0	\$0	\$5,326	\$0	\$5,326	-\$5,326	-\$5,326	0%
25167 Smythe Street	\$0	\$0	\$0	\$9,095	\$0	\$9,095	-\$9,095	-\$9,095	0%
25169 Woodies Court	\$0	\$0	\$0	\$8,191	\$0	\$8,191	-\$8,191	-\$8,191	0%
25172 Morra Road	\$0	\$0	\$0	\$3,118	\$0	\$3,118	-\$3,118	-\$3,118	0%
<b>Country Roads &amp; Bridges: Urban</b>									
25051 High Street S/R S.West Ch 200 - 360	\$0	\$0	\$0	\$10,962	\$0	\$10,962	-\$10,962	-\$10,962	0%
25071 Kennedy Street Ch 1345 - 1357	\$0	\$0	\$0	\$106	\$0	\$106	-\$106	-\$106	0%
Total Country Roads & Bridges: Urban	\$0	\$0	\$0	\$11,067	\$0	\$11,067	-\$11,067	-\$11,067	0%
Total Reseals Urban	\$0	\$0	\$0	\$57,921	\$0	\$57,921	-\$57,921	-\$57,921	0%
Total Reseals - Urban	\$0	\$0	\$0	\$57,921	\$0	\$57,921	-\$57,921	-\$57,921	0%
<b>Road General</b>									
23036 Avenel Drainage (contribution to Developers)	\$15,000	\$0	\$0	\$0	\$0	\$0	\$0	\$0	0%
25921 Eurca Saxon St Drainage	\$50,000	\$50,000	\$50,000	\$33,900	\$864	\$34,763	\$15,237	\$15,237	70%
25956 Birket St Railway Pedestrian Crossing	\$20,000	\$139,000	\$0	\$0	\$53,925	\$53,925	-\$53,925	\$54,075	39%
25976 Mitchellstown Rd: Signage Upgrade	\$2,000	\$0	\$0	\$0	\$0	\$0	\$0	\$0	0%
25977 Garnet St Eurca: Shoulder Widening & Seal: Graham to Sutherland St	\$20,000	\$20,000	\$10,000	\$0	\$10,533	\$10,533	-\$9,533	\$9,067	55%
25978 Charles St Rasheset & Seal: First to Hay St	\$38,000	\$38,000	\$38,000	\$37,074	\$0	\$37,074	\$926	\$926	90%
25979 Birney St: Ramp for Disabled Bay	\$5,000	\$5,000	\$5,000	\$0	\$0	\$0	\$5,000	\$5,000	0%
Total Road General	\$155,000	\$251,000	\$103,000	\$70,974	\$65,722	\$136,695	-\$33,696	\$180,026	54%
<b>Roads to Recovery</b>									
<b>RTR: Rehabilitation Program</b>									
21105 Longwood Ruffy Rd (11)	\$65,000	\$212,175	\$212,175	\$38,927	\$46,810	\$85,735	\$125,438	\$125,438	41%
21106 Eurca Strathbogie Rd (12)	\$51,677	\$94,255	\$94,255	\$13,475	\$0	\$13,475	\$80,780	\$80,780	14%
21107 Nook Road (13)	\$223,200	\$223,200	\$0	\$468	\$0	\$468	-\$468	\$222,732	0%
21108 Aerodrome Road (14)	\$200,508	\$200,508	\$40,000	\$42,717	\$0	\$42,717	-\$157,791	\$157,791	21%
21114 Creightons Creek Rd (15)	\$182,745	\$182,745	\$5,000	\$5,357	\$17,600	\$23,157	-\$18,157	\$159,588	13%
21115 Kennedy Street (16)	\$150,000	\$150,000	\$80,000	\$88,288	\$0	\$88,288	\$61,711	\$61,711	59%
21116 Wagonemby Road (17)	\$147,405	\$147,405	\$147,405	\$19,246	\$0	\$19,246	\$128,159	\$128,159	13%
21117 Quarry Road (18)	\$127,050	\$127,050	\$0	\$417	\$0	\$417	-\$417	\$126,633	0%
21118 Dargalong Road (19)	\$102,765	\$102,765	\$0	\$341	\$0	\$341	-\$341	\$102,424	0%
21119 Bonnie Doon Road (20)	\$99,570	\$99,570	\$0	\$275	\$7,650	\$8,125	-\$9,125	\$91,845	8%
21120 Wagonemby Road (21)	\$75,330	\$75,330	\$75,330	\$188,314	\$0	\$188,314	-\$92,984	-\$92,984	223%
21121 Shearns Creek (22)	\$23,130	\$75,765	\$35,795	\$693	\$0	\$693	\$35,106	\$35,106	1%
Total RTR: Rehabilitation Program	\$1,469,780	\$1,691,198	\$899,960	\$379,516	\$72,460	\$451,976	\$247,984	\$1,311,582	27%

**Strathbogrie Shire Council  
Account Management Report  
for year to April 2016 (actuals as at 10 May 16 - 83% of year)**

	Original Budget	Current Budget	YTD Budget	YTD Actual	YTD On Order	YTD Total Committed	YTD Variance	Rev. Bud. Variance	% Rev Bud
<b>RTR Reseal Program</b>									
21134 Aerodrome Road (36)	\$25,044	\$25,044	\$0	\$2,569	\$0	\$2,569	-\$2,569	\$22,375	11%
21135 Aerodrome Road (37)	\$0	\$25,704	\$25,704	\$0	\$0	\$0	\$25,704	\$25,704	0%
21142 McCannel-Gayleswin Rd (44)	\$0	\$10,590	\$10,590	\$290	\$0	\$290	\$10,270	\$10,270	2%
21143 Lone Pine, Longwood Ruffly, Neilson, Northwood, Woodlea (45)	\$37,534	\$37,534	\$0	\$317	\$0	\$317	-\$317	\$37,217	1%
21144 Pine Lodge Road (48)	\$0	\$11,840	\$11,840	\$0	\$0	\$0	\$11,840	\$11,840	0%
21147 Vale Street (49)	\$23,205	\$22,205	\$0	\$0	\$0	\$0	\$22,205	\$22,205	0%
21148 Armstrong, Ashl., Cowslip + (50)	\$66,155	\$65,155	\$0	\$722	\$0	\$722	-\$722	\$65,434	1%
21150 Aerodrome Road	\$25,704	\$0	\$0	\$0	\$0	\$0	\$0	\$0	0%
21151 Arcadia Two Chain Road	\$22,568	\$22,568	\$0	\$17,375	\$0	\$17,375	-\$5,193	\$5,163	7%
21152 Avenue-Longwood Road	\$53,089	\$53,089	\$0	\$29,035	\$0	\$29,035	-\$24,054	\$14,053	7%
21155 Boho Road	\$16,380	\$16,380	\$0	\$14,420	\$0	\$14,420	-\$1,960	\$1,360	8%
21157 Dangalong Road	\$20,982	\$20,982	\$0	\$18,485	\$0	\$18,485	-\$2,497	\$2,487	8%
21159 Dairy Road	\$9,916	\$9,916	\$0	\$9,141	\$0	\$9,141	-\$815	\$8,325	3%
21142 Pine Lodge Road	\$11,840	\$0	\$0	\$15,110	\$0	\$15,110	-\$3,270	-\$15,110	3%
21146 Mt Came-Graytown Road	\$16,590	\$16,590	\$8,300	\$25,858	\$0	\$25,858	-\$9,268	-\$9,268	15%
21149 Murchison Road	\$0	\$0	\$0	\$6,229	\$0	\$6,229	-\$6,229	-\$6,229	0%
21152 Northwood Road	\$0	\$0	\$0	\$7,840	\$0	\$7,840	-\$7,840	-\$7,840	0%
21153 Apple Road	\$16,264	\$15,264	\$0	\$12,413	\$0	\$12,413	-\$3,851	\$2,851	8%
21155 Racecourse Road	\$23,562	\$23,562	\$0	\$21,209	\$0	\$21,209	-\$2,353	\$2,353	3%
21156 Swayman-Avensal Road	\$175,800	\$98,800	\$98,800	\$91,633	\$2,842	\$94,475	\$4,325	\$4,325	9%
21159 Boho Road	\$29,140	\$28,140	\$0	\$28,018	\$0	\$28,018	-\$122	\$3,122	8%
21170 Bonnie Dean Road	\$55,855	\$55,855	\$0	\$49,855	\$0	\$49,855	-\$6,000	\$9,001	8%
21950 Aerodrome Road Ch 1200 - 1675	\$11,904	\$11,904	\$0	\$49,354	\$0	\$49,354	-\$37,450	-\$37,450	40%
21951 Boho Church Road Ch 1150-13750	\$112,449	\$112,449	\$112,449	\$117,685	\$0	\$117,685	-\$5,236	-\$5,236	105%
21956 Creightons Creek Rd Ch 75 - 1310	\$45,136	\$45,136	\$0	\$37,453	\$0	\$37,453	-\$7,683	\$7,673	3%
21959 Gauburn West Road Ch 75 - 1310	\$28,398	\$28,398	\$0	\$23,183	\$0	\$23,183	-\$5,215	\$5,213	3%
21971 Longwood-Shepparton Road Ch 4255 - 8000	\$39,556	\$39,556	\$0	\$32,585	\$0	\$32,585	-\$6,971	\$6,971	8%
21973 Pentaken Creek Road Ch 0 - 345	\$12,240	\$12,240	\$0	\$12,860	\$0	\$12,860	-\$620	-\$620	106%
21975 Spring Creek Road Ch 0 - 430	\$11,640	\$11,640	\$0	\$10,037	\$0	\$10,037	-\$1,603	\$1,603	8%
21990 Creightons Creek Road	\$62,008	\$62,008	\$0	\$75,388	\$0	\$75,388	-\$13,380	\$16,620	3%
21992 Homestead Sand Land	\$19,006	\$19,006	\$0	\$21,827	\$0	\$21,827	-\$2,821	-\$2,819	115%
21993 Longwood-Ruffly Road	\$25,728	\$25,728	\$0	\$20,250	\$0	\$20,250	-\$5,478	\$5,478	7%
21994 Warrentayne West Road	\$10,850	\$10,850	\$10,850	\$11,306	\$0	\$11,306	-\$456	-\$456	104%
	\$1,027,215	\$966,775	\$284,203	\$797,429	\$2,842	\$800,271	-\$516,058	\$169,346	83%
<b>Total RTR Reseal Program</b>									
<b>RTR Rehab Council</b>									
21109 Aerodrome Road - Council Funded \$74,679	\$1	\$74,679	\$74,679	\$0	\$0	\$0	\$74,679	\$74,679	0%
21110 Neck Road - Council Funded \$42,315	\$1	\$42,315	\$42,315	\$0	\$0	\$0	\$42,315	\$42,315	0%
21111 Neck Road - Council Funded \$33,945	\$1	\$33,945	\$33,945	\$0	\$0	\$0	\$33,945	\$33,945	0%
21112 Ash Street - Council Funded \$20,160	\$1	\$20,160	\$20,160	\$0	\$0	\$0	\$20,160	\$20,160	0%
21113 Blinkest Street - Council Funded \$10,620	\$1	\$10,620	\$10,620	\$9,481	\$0	\$9,481	\$1,139	\$1,139	89%
21122 Anderson St - Council Funded	\$0	\$11,904	\$11,904	\$55,558	\$0	\$55,558	-\$43,654	-\$43,652	46%
21123 Mernda Ave - Council Funded	\$0	\$112,449	\$112,449	\$30,280	\$0	\$30,280	\$82,169	\$82,169	27%
	\$5	\$306,072	\$306,072	\$95,318	\$0	\$95,318	\$210,754	\$210,754	31%
<b>Total RTR Rehab Council</b>									

**Strathbogie Shire Council  
Account Management Report  
for year to April 2016 (actuals as at 10 May 16 - 83% of year)**

	Original Budget	Current Budget	YTD Budget	YTD Actual	YTD On Order	YTD Total Committed	YTD Variance	Rev. Bud. Variance	% Rev Bud
<b>Total Roads to Recovery</b>	\$2,497,000	\$2,964,045	\$1,290,235	\$1,272,262	\$75,302	\$1,347,564	-\$67,329	\$1,691,793	48%
<b>Total Roads</b>	\$2,573,000	\$3,576,045	\$1,593,235	\$1,432,377	\$467,900	\$1,900,277	-\$307,042	\$2,143,668	53%
<b>Kerb &amp; Channel</b>									
21001 Gobur St. Kerb & Channel	\$11,000	\$11,000	\$11,000	\$1,000	\$0	\$1,000	\$10,000	\$10,000	9%
21002 Kirkland Ave. Kerb & Channel	\$21,000	\$21,000	\$21,000	\$23,174	\$0	\$23,174	-\$2,174	-\$2,174	110%
21003 Faircourt Street	\$30,000	\$30,000	\$30,000	\$37,844	\$0	\$37,844	-\$7,844	-\$7,844	125%
<b>Total Kerb &amp; Channel</b>	\$62,000	\$62,000	\$62,000	\$61,817	\$0	\$61,817	\$183	\$183	100%
<b>CAPEXP adjustments since adoption</b>									
<b>Buildings - Municipal Properties</b>									
Total Buildings - Municipal Properties	\$0	\$0	\$0	\$0	\$0	\$0	\$0	\$0	0%
<b>Total CAPEXP adjustments since adoption</b>	\$0	\$0	\$0	\$0	\$0	\$0	\$0	\$0	0%
<b>Total Capital</b>	\$7,760,000	\$9,394,760	\$4,662,250	\$3,887,021	\$521,018	\$4,408,038	-\$145,788	\$5,507,739	51%
<b>Grand Total</b>	<b>\$7,760,000</b>	<b>\$9,394,760</b>	<b>\$4,662,250</b>	<b>\$3,887,021</b>	<b>\$921,018</b>	<b>\$4,808,038</b>	<b>-\$145,788</b>	<b>\$5,507,739</b>	<b>51%</b>

### **9.7.2 Business Management System**

The May 2016 Business Management System Report includes reports as follows:-

- Building Department – April 2016 Statistics
- Planning Department – Planning Application Approvals – Development Cost (Capital Improved Value) - April 2016
- Confirm Customer Enquiry Flow – Report for April 2016
- Actioning of Council Reports Resolutions – Status Report
- Outstanding Actions of Council Resolutions to 30 April 2016
- Review of Council Policies – April / May 2016
- Record of Assemblies of Councillors
- Record of Meetings of Section 86 Committees of Council received in the past month

By reporting on a monthly basis, Council can effectively manage any risks that may arise. The Business Management System will also incorporate Council's corporate goals and objectives.

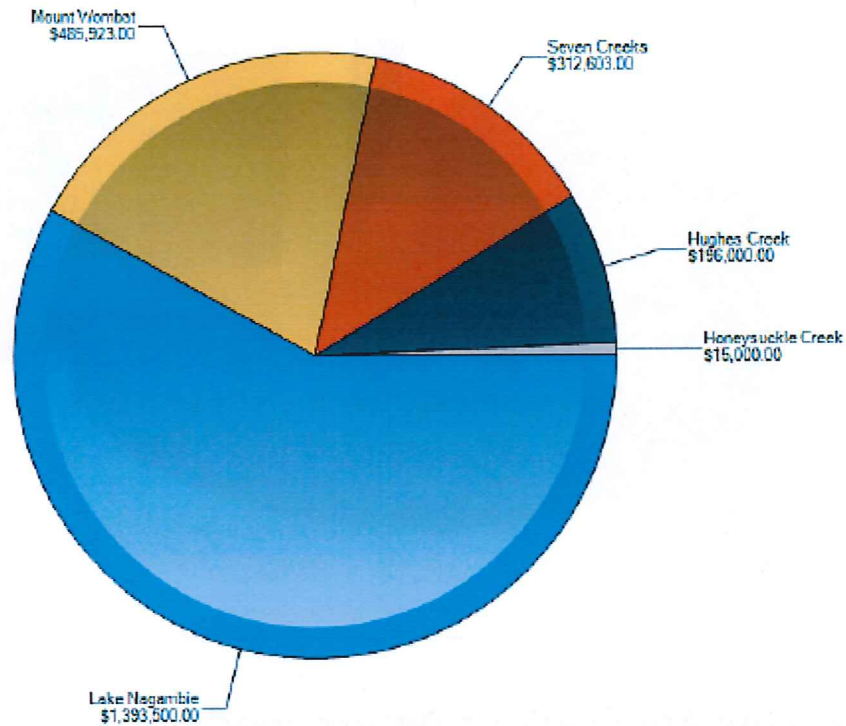
#### **RECOMMENDATION**

**That the report be noted.**



## Building Activity April 2016

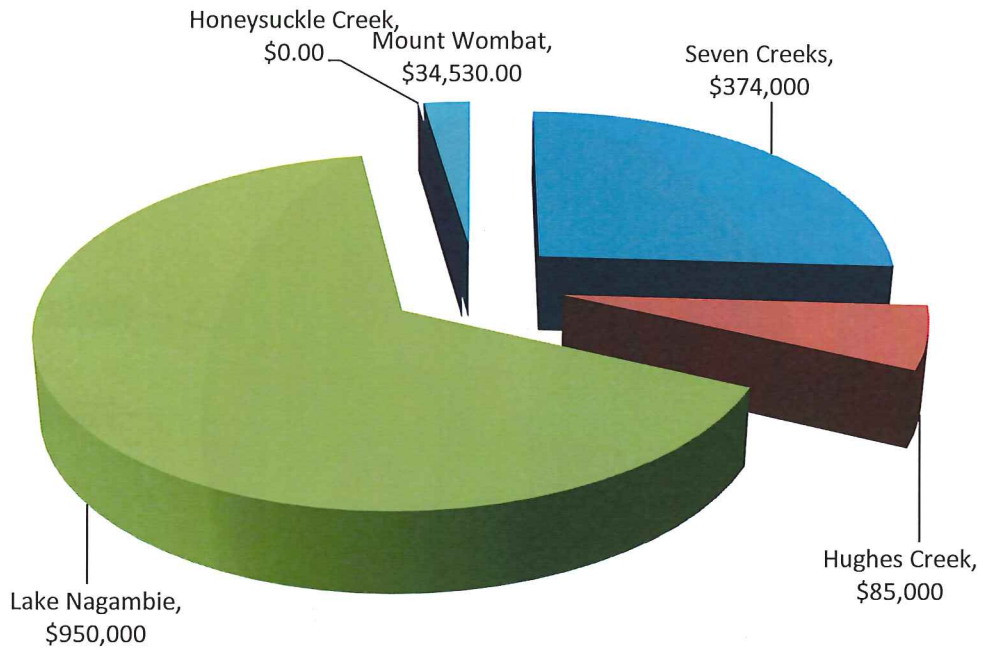
The value of Building approvals within the Shire of Strathbogie for the month of April totalled \$2,403,026. Expenditure involved largely works in the domestic sector with the majority of permits issued for dwellings and domestic sheds. There was a total 14 permits for the month.



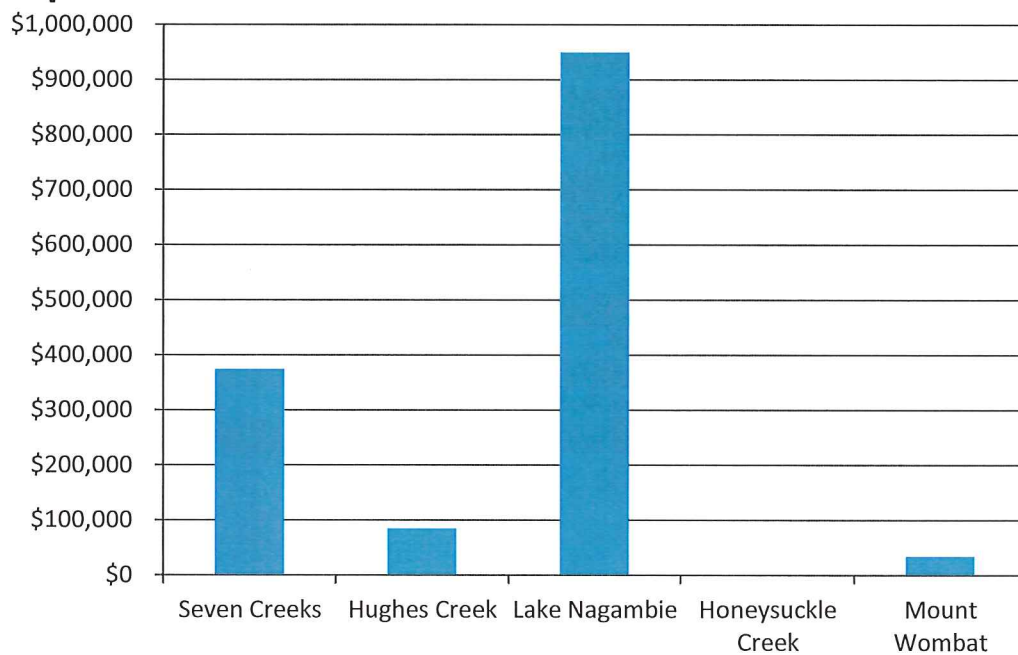
Permit Number	Permit Date	Works	Building Use	Town	Cost Of Works	Ward
2016061/0	7/04/2016	Construction of	Fam Shed	Balmattum	\$15,000.00	Honeysuckle Creek
2016063/0	12/04/2016	Construction of	Fam Shed	Longwood	\$36,000.00	Hughes Creek
2016072/0	20/04/2016	Construction of	Dwelling & Shed	Locksley	\$160,000.00	Hughes Creek
2016065/0	20/04/2016	Construction of	Dwelling	Mitchellstown	\$1,385,500.00	Lake Nagambie
2016069/0	22/04/2016	Construction of	Carport	Nagambie	\$8,000.00	Lake Nagambie
2016062/0	8/04/2016	Construction of	Fam Shed	Upton Hill	\$38,000.00	Mount Wombat
2016067/0	15/04/2016	Construction of	Dwelling & Garage	Creightons Creek	\$374,420.00	Mount Wombat
2016068/0	27/04/2016	Construction of	AVIARY	Creightons Creek	\$15,000.00	Mount Wombat
2016070/0	20/04/2016	Construction of	Shed	Strathbogie	\$15,373.00	Mount Wombat
2016071/0	19/04/2016	Construction of	Swimming Pool	Strathbogie	\$34,530.00	Mount Wombat
2016075/0	22/04/2016	Extension to	Shed	Strathbogie	\$8,600.00	Mount Wombat
2016064/0	12/04/2016	Construction of	Verandah	Euroa	\$8,407.00	Seven Creeks
2016073/0	15/04/2016	Construction of	Fam Shed	Balmattum	\$60,000.00	Seven Creeks
2016076/0	20/04/2016	Construction of	Dwelling & Garage	Euroa	\$244,196.00	Seven Creeks

**PLANNING APPLICATION APPROVALS – DEVELOPMENT COST (CAPITAL IMPROVED VALUE)**  
**APRIL 2016**

**Planning Applications Determined  
April 2016**



**Planning Applications Determined  
April 2016**





## Planning Applications Determined April 2016

### Seven Creeks

Euroa	\$3,000.00
Euroa	\$371,000.00

### Hughes Creek

Locksley	\$85,000.00
----------	-------------

### Lake Nagambie

Bailieston	\$650,000.00
Nagambie	\$300,000.00

### Honeysuckle Creek

\$0.00

### Mount Wombat

Strathbogie	\$34,530.00
-------------	-------------

**Total Value**                    **\$1,443,530.00**

**CONFIRM CUSTOMER ENQUIRY FLOW  
- REPORT FOR APRIL 2016**

**Confirm Customer Enquiry Flow**

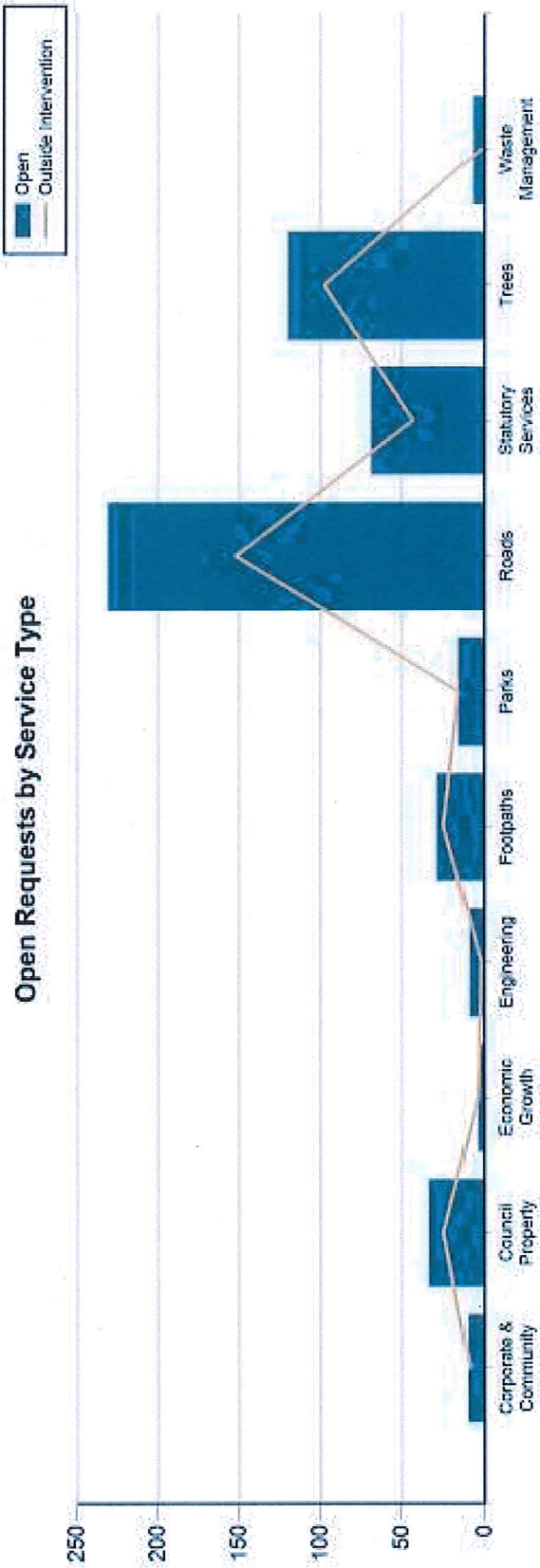
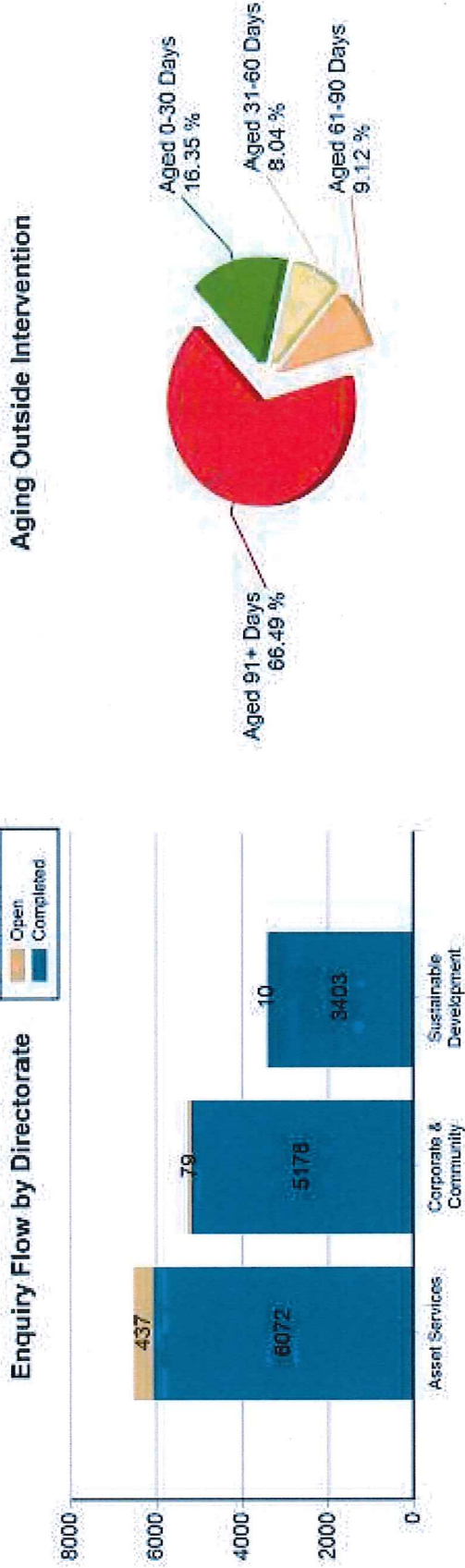
April 2016



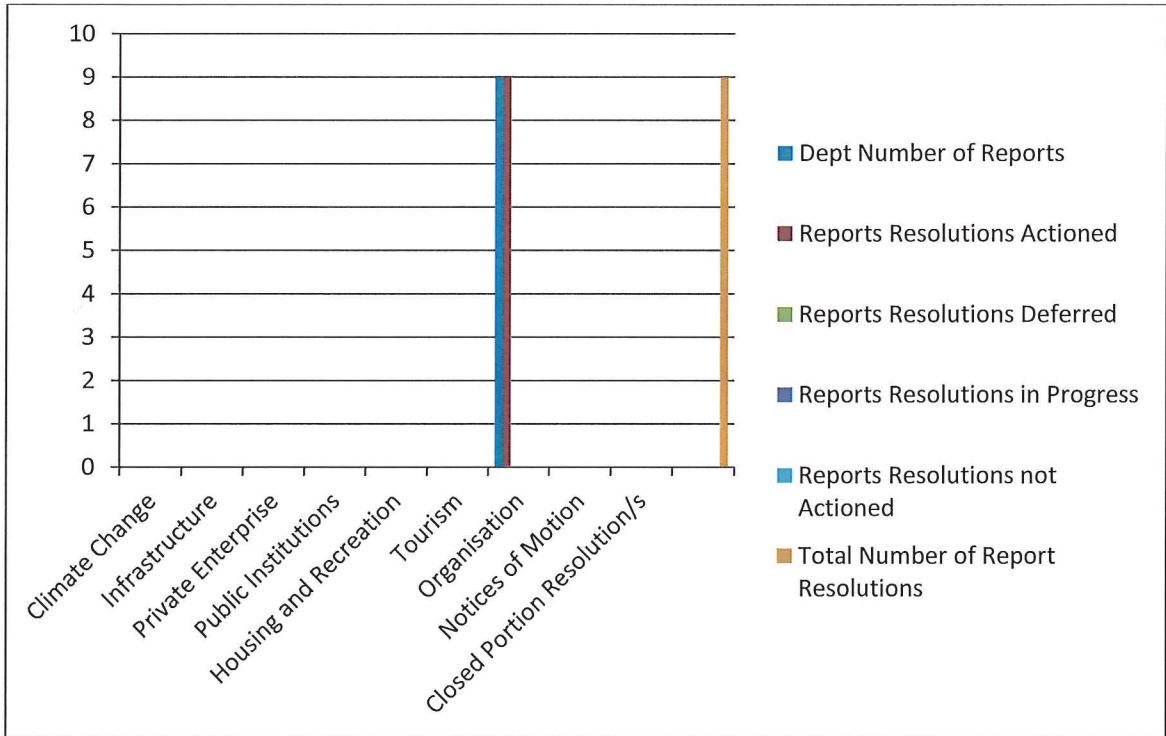
Service Type	Total			April 2016			2015-2016			Aging Outside Intervention				
	Logged	Open	Closed	Logged	Open	Closed	Logged	Open	Closed	0-30	31-60	61-90	91+	Total
Corporate & Community	998	10	99.00%	5	2	60.00%	26	6	76.92%	2	0	0	7	9
Council Property	940	33	96.49%	16	6	62.50%	134	20	85.07%	3	3	2	16	24
Economic Growth	2,526	4	99.84%	0	0	NA	5	3	40.00%	0	0	1	3	4
Engineering	221	9	95.93%	4	3	25.00%	12	4	66.67%	0	0	0	2	2
Footpaths	172	28	83.72%	9	5	44.44%	43	18	58.14%	4	3	3	14	24
Parks	229	15	93.45%	4	0	100.00%	56	12	78.57%	1	0	5	9	15
Roads	3,840	231	93.98%	138	43	68.84%	843	150	82.21%	23	13	16	100	152
Statutory Services	4,259	69	98.38%	52	15	71.15%	611	41	93.29%	10	0	1	32	43
Trees	1,006	120	88.07%	31	22	29.03%	223	67	69.95%	17	10	6	65	98
Waste Management	988	7	99.29%	9	4	55.56%	401	7	98.25%	1	1	0	0	2
	<b>15,179</b>	<b>526</b>	<b>96.53%</b>	<b>268</b>	<b>100</b>	<b>62.69%</b>	<b>2,354</b>	<b>328</b>	<b>86.07%</b>	<b>61</b>	<b>30</b>	<b>34</b>	<b>248</b>	<b>373</b>

Categories & Community	Council Property	Economic Growth	Engineering	Footpaths	Parks	Roads	Statutory Services	Trees	Waste Management
General Home Modifications	Council Property Pest Control Public Art Public Lighting Safelyards Signs	Events Planning Sub Divisions	Confirm Council Enquiry Engineering	Footpaths Furniture Roads/Street/Operations State Forest/National Park	Parks Park Reserve Playground State Forest/National Park	Bridges Drainage Emergency Call Out Municipality Roads Traffic Lights	Building Animals - Domestic Animals - Other Environment Protection Environmental Health Fire Grants Incident Infringement Review Local Laws Marine Safety Private Prop & Rural Roadside	Tree Free	Waste Mgmt & Recycling



**ACTIONING OF COUNCIL REPORTS RESOLUTIONS**  
**COUNCIL MEETING – 19 APRIL 2016**



**OUTSTANDING ACTIONS OF COUNCIL RESOLUTIONS TO  
30 APRIL 2016**

*This Report is to advise the Senior Management Team, Councillors and the community of the status of previous Council resolutions which are in progress but are yet to be finalised.*

<b>Council Meeting Date</b>	<b>Item No. Description &amp; Recommendation</b>	<b>Action to Date</b>
<i>There are no report resolutions with outstanding actions yet to be finalised</i>		

**REVIEW OF EXISTING COUNCIL POLICIES  
AND ADOPTION OF NEW POLICIES**

<b>Period of Review</b>	<b>Policy Name</b>	<b>Review of Policy / New Policy</b>	<b>Outcome</b>
March / April 2016	Investment Policy	Reviewed	No change (apart from any references to current legislation / regulations which required amendment)
March / April 2016	Election Caretaker Policy	Reviewed / Revised	Adopted at Special Council Meeting – 12 April 2016

## RECORDS OF ASSEMBLIES OF COUNCILLORS

### For period 8 April to 5 May 2016

Record in accordance with sections 77 and 80A(1) of the *Local Government Act 1989*

*Note: Details of matters discussed at the meeting that have been designated confidential under section 77 of the Local Government Act 1989 are described in a separate "confidential addendum" that will be reported to the next closed Council meeting]*

**Name of Meeting:** Councillors Forum  
**Date of Meeting:** Tuesday 12 April 2016  
**Time:** 9.00 a.m. – 5.15 p.m.

#### **Attendees:**

##### Councillors

Colleen Furlanetto  
Malcolm Little  
Alister Purbrick  
Patrick Storer  
Debra Swan  
Robin Weatherald  
Graeme Williams

##### Officer/s

Steve Crawcour (Chief Executive Officer)  
Phil Howard (Director, Sustainable Development)  
David Woodhams (Director, Corporate and Community)  
Bruce Braines (Acting Director, Asset Services)

##### Apologies

Roy Hetherington (Director, Asset Services)

#### Matters discussed:

##### Declarations of Interest

1. Councillors Discussions
2. Goulburn Valley Libraries – briefing on 2016/2017 Budget and Library Plan by GVL Chief Executive Officer, Kevin Preece
3. Council Plan / SRP / LTFP / Budget Briefing
4. Kerbside Waste Collection
5. Planning Agenda Review
6. Assembly of Councillors
  - 6.1 Mayor and Chief Executive Officer's Meetings Update / Other
  - 6.2 Councillors Meetings Attendances
  - 6.3 Items requested by Councillors for the following months' workshop
  - 6.4 Euroa Health – invitation to lunch / on site tour of Granite Hills Aged Care facility development
  - 6.5 Euroa Health – request for Council's financial assistance toward Granite Hills facilities
  - 6.6 Community Development Strategy
  - 6.7 Municipal Association of Victoria – Aged Care Reform
  - 6.8 Cancer Council – letter of thanks to Evolve Youth / Relay for Life

- 6.9 Cr Swan  
Suggested additional content for Draft Electronic Gaming Machine Policy Statement
- 6.10 Mayor  
VLGA 'Doing Business Differently' Forum
- 6.11 Mayor  
Hobsons Bay City Council - 100 Services in 100 Days Campaign
- 6.12 Mayor  
Legacy Dinner / Background on Brenton Noye
- 6.13 Mayor  
Farmers Forum
- 6.14 Cr Swan  
Cobram Library Lunch
- 6.15 Euroa Community Education Centre
- 6.16 Food and Wine Expo – 3-5 June 2016
- 7. Planning Committee Meeting
- 8. Special Council Meeting

Declaration of Interest/s / Direct or Indirect

Matter No.	Names of Councillor/s who disclosed interest	Did the Councillor/s leave the meeting?
7	Cr Williams	No



## Record of Assembly of Councillors

Record in accordance with sections 77 and 80A(1) of the *Local Government Act 1989*

*Note: Details of matters discussed at the meeting that have been designated confidential under section 77 of the Local Government Act 1989 are described in a separate "confidential addendum" that will be reported to the next closed Council meeting]*

**Name of Meeting:** Councillors Forum  
**Date of Meeting:** Tuesday 19 April 2016  
**Time:** 1.00 p.m. – 6.50 p.m.

### **Attendees:**

#### Councillors

Colleen Furlanetto  
Malcolm Little  
Alister Purbrick  
Patrick Storer  
Debra Swan  
Graeme Williams

#### Officer/s

Steve Crawcour (Chief Executive Officer)  
Phil Howard (Director, Sustainable Development) (*left meetings at 5.00 p.m.*)  
David Woodhams (Director, Corporate and Community)  
Roy Hetherington (Director, Asset Services)

#### Apologies

Councillor Robin Weatherald

### Matters discussed:

1. Visit to Granite Hills (Euroa Health Aged Care Facility)
- Declarations of Interest
2. Capital Works Program Update
3. Agenda Review
4. Maddocks Lawyers Advice - Amendment C76 to the Strathbogie Planning Scheme and Planning Permit Application No. P2015/148
5. Assembly of Councillors
  - 5.1 Mayor and Chief Executive Officer's Meetings Update / Other
  - 5.2 Councillors Meetings Attendances
  - 5.3 Items requested by Councillors for the following months' workshop
  - 5.4 Nagambie Lakes Tourism and Commerce – request for Council's assistance (financial / in kind) for works to intersection of the Goulburn Valley Highway-O'Dwyers Road & Mitchellstown Road.
  - 5.5 Regional Arts Victoria – Small Towns Transformations Partner Confirmation Letter
  - 5.6 Anzac Day attendances by Councillors (Please Note: Strathbogie Service to be held on Friday 22 April 2016)
  - 5.7 Mayor  
Letter – re: comments made following Planning Committee meeting Tuesday 12 April 2016
  - 5.8 Cr Williams  
Bus Parking – Binney Street

- 5.9 Mayor  
Forest Wood Queries
- 5.10 Goulburn-Murray Water - Lowering of Lake Nagambie
- 6. Youth Council Update – Children, Youth and Families Co-Ordinator & Youth members
- 7. Council Meeting

Declaration of Interest/s / Direct or Indirect

Matter No.	Names of Councillor/s who disclosed interest	Did the Councillor/s leave the meeting?
4	Cr Williams	Yes
5.4	Cr Swan	Yes

## Record of Assembly of Councillors

Record in accordance with sections 77 and 80A(1) of the *Local Government Act 1989*

*Note: Details of matters discussed at the meeting that have been designated confidential under section 77 of the Local Government Act 1989 are described in a separate "confidential addendum" that will be reported to the next closed Council meeting]*

**Name of Meeting:** Councillors Forum

**Date of Meeting:** Tuesday 26 April 2016

**Time:** 11.00 a.m. – 6.00 p.m.

### **Attendees:**

#### Councillors

Colleen Furlanetto

Malcolm Little

Patrick Storer

Debra Swan (*left meetings at 2.50 p.m.*)

Graeme Williams

#### Officer/s

Phil Howard (Acting Chief Executive Officer / Director, Sustainable Development)

Woodhams (Director, Corporate and Community)

Roy Hetherington (Director, Asset Services)

#### Apologies

Councillor Alister Purbrick

Councillor Robin Weatherald

Steve Crawcour (Chief Executive Officer)

### Matters discussed:

1. Councillors Discussions

Declarations of Interest

2. Friendlies Reserve Master Plan Presentation

3. Assembly of Councillors

3.1 Mayor and Chief Executive Officer's Meetings Update / Other

3.2 Councillors Meetings Attendances

3.3 Items requested by Councillors for the following months' workshop  
Tuesday 12 April 2016

3.4 Tablelands Community Centre - Signage

3.5 Progress Report; Tree Removal – Road Pavement Rehabilitation Program

3.6 Proposal to close and sell Kibbles Lane in Avenel

3.7 Goulburn-Murray Water - Stuart Murray Canal Upgrade Works - May 2016

3.8 Budget / Council Plan Roadshows

4. Shire Revaluations – briefing by LG Valuations and Valuer General's Office

5. Review / consideration of applications for Swimming Pools Working Group

6. Meeting with Business Enterprise Euroa

Declaration of Interest/s / Direct or Indirect

Matter No.	Names of Councillor/s who disclosed interest	Did the Councillor/s leave the meeting?
3.4	Cr Furlanetto	No

**Record of Meetings of Section 86 Committees of Council**  
**Minutes of Meetings received in the April / May 2016 Period**

<b>Name of Committee</b>	<b>Date of Meeting</b>

**10. NOTICES OF MOTION**

**11. URGENT BUSINESS**

**12. CLOSURE OF MEETING TO THE PUBLIC**

..... p.m.

**CRS** ..... -

**That Council, in conformance with Section 89(2) of the Local Government Act 1989, resolve to close the meeting to members of the public for the purpose of considering items relating to:-**

- **Ground(s) under section 89(2):**

89(2)(d)

*Contractual Matters*

- Contract No. 15/16-01
  - Drainage and Roadwork Construction in Rowe Street, Euroa
- Contract 15/16-11
  - Euroa Saleyards Redevelopment – Stage 2
- Contract No.15/16-13
  - Transfer Station Upgrades at Avenel, Euroa and Nagambie

..... p.m.

**CRS** ..... -

**That Council open the meeting to members of the public and resume normal business.**

**13. CONFIRMATION OF 'CLOSED PORTION' DECISION/S**

*Closed Portion Decision/s -*

**RECOMMENDATION**

**CRS** ..... -

**That the decision/s of Council's 'Closed Portion' considerations be confirmed.**

***THERE BEING NO FURTHER BUSINESS, THE MEETING CLOSED AT..... P.M.***