



STRATHBOGRIE SHIRE COUNCIL

**MINUTES OF THE ORDINARY MEETING OF THE STRATHBOGRIE SHIRE COUNCIL
HELD ON TUESDAY 21 JUNE 2016 AT THE EUROA COMMUNITY CONFERENCE
CENTRE, COMMENCING AT 6.00 P.M.**

Prior to the commencement of the Ordinary Council meeting, the Executive Manager, Assets provided a Capital Works Program Update.

The Ordinary Council meeting, subsequently, commenced at 6.07 p.m.

Councillors:	Colleen Furlanetto (Chair)	(Seven Creeks Ward)
	Malcolm Little	(Hughes Creek Ward)
	Patrick Storer	(Honeysuckle Creek Ward)
	Debra Swan	(Lake Nagambie Ward)
	Robin Weatherald	(Mount Wombat Ward)
	Graeme (Mick) Williams	(Seven Creeks Ward)

Officers:	Steve Crawcour - Chief Executive Officer
	Roy Hetherington - Director, Asset Services
	David Woodhams - Director, Corporate and Community
	Phil Howard - Director, Sustainable Development

BUSINESS

1. Welcome
2. Acknowledgement of Traditional Land Owners
*'I acknowledge the Traditional Owners of the land on which we are meeting.
I pay my respects to their Elders, past and present, and the more recent
custodians of the land'*
3. Apologies

Councillor Alister Purbrick (Lake Nagambie Ward)
4. Confirmation of Minutes of the Ordinary Meeting of Council held on Tuesday 17 May and Special Council Meetings held on Tuesday 7 June 2016, and Tuesday 14 June 2016 (2 meetings)

75/16 **CRS LITTLE/WILLIAMS** : *That the Minutes of the Ordinary Meeting of Council held on Tuesday 17 May and Special Council Meetings held on Tuesday 7 June 2016, and Tuesday 14 June 2016 (2 meetings) be confirmed*

CARRIED

Cr Weatherald called for a division on the Confirmation of the Minutes Motion

For the Motion

Cr Little
Cr Williams
Cr Storer
Cr Swan
Cr Furlanetto

Against the Motion

Cr Weatherlad

5. Disclosure of Interests

Councillor Debra Swan declared an Interest in Item 9.7.9 due to being a member of Nagambie Lakes Tourism and Commerce, which commissioned the preparation of the Nagambie Economic Development Strategy

6. Petitions

7. Reports of Mayor and Councillors and Delegates

The Mayor and Councillors provided verbal reports on meetings / events attended over the past month.

The Mayor also provided a written report (refer attached).

8. Public Question Time

9. Reports of Council Officers

- 9.1 Climate Change
- 9.2 Infrastructure
- 9.3 Private Enterprise
- 9.4 Public Institutions
- 9.5 Housing and Recreation
- 9.6 Tourism
- 9.7 Organisation

10. Notices of Motion

11. Urgent Business

12. Closure of Meeting to the Public to consider matters listed for consideration in accordance with Section 89(2) of the Local Government Act 1989

13. Confirmation of 'Closed Portion' Decision/s

An audio recording of this meeting is being made for the purpose of verifying the accuracy of the minutes of the meeting, as per Local Law No. 1 - Meeting Procedure (2014) or as updated from time to time through Council Resolution

Cr Colleen Furlanetto (mayor)

Report for ordinary council meeting 21st of June 2016.

- My role as mayor sees e attending meetings and many activities which support in advocacy for our community. This also includes conversation. I provide this via social media including Facebook and Twitter. The connection to like issue in other councillors is always being consider. To have a regional voice yet maintaining individuality and uniqueness of our council.
- This include committees which I represent council on as well as non-local government committees to and regional voice on. Including those with a disability.
- 20th June (ADAC) Our council Access disability advisory committee met discussing access and Inclusion, including an upcoming event which will see our ADAC host an event of the Hume DACS at Mitchelton for a wonderful meet and mingle event. (the first of its kind)
- 15th June, 20th June and tomorrow the 22nd of June (VDAC) Victorian Disability Advisory Committee I am current member and sit on the subcommittee for the State Disability Plan. I have attended ministerial meetings with regards to rural community issues the NDIS impacts and potential challenges.
- 15th June (MAV) Municipal Association of Victoria (PVAW) Prevention of Violence Against Women Local Government Network. A network which I have chaired from inception in 2010. Recent work has been around the Royal commission into Family violence and the subsequent recommendations.
- Council Assemblies of Council including special meetings and planning meetings throughout the last month.
- 8th June Advocacy at Parliament House with CEO Steve Crawour and Member for Euroa Steph Ryan.
- 10th June (RCV) Rural Councils Victoria. A landmark incorporation of RVC of the rural council representations is an identity of its own. Thus advocating for Rural communities having a voice at State and Federal levels of government.
- 3rd, 4th 5th June Food and Wine Show in Melbourne over these 3 days our wine industry was showcased, with several of our wineries within our shire attending and working together as a council. Several councillors attended and worked with winery staff and council staff including the CEO to spruke our shire and region.
- 2nd June (VLGDPN) Victorian Local Government Disabilities Planning Network. Meeting with Rural and Metro access officers. I presented a consultation paper at the meeting on behalf of VDAC. I also am a member of the committee.
- 1st June Sale Yards \$500,00 rook stage 2 development announced by Minister Pulford Minister for Agriculture. A well-attended event by community and stakeholders which several current members of parliament and candidates showing their interest.
- 1st June Pools Working Group Meeting. The first working group meeting re the pools, representation for all 4 pools were present and are committed to moving forward exploring options and the future of our pools possibilities and challenge.
- 31st June Legacy Raffle fundraiser for Brenton Noye who is attending a study tour of Pozieres
- 27th May MAV Human Services meeting and subcommittee meeting PVAW Leadership group (Chair) a committee which discusses and advocates for Maternal Child Health, Universal Access for Kinders, Youth programs, aged care, libraries and more...
- 26th May PVAW Local Government Network of North East Victoria. Our regions councils working and sharing experiences and resources in working in the PVAW sector in our communities which connects to all business of LG and externally what council can influence and support in our communities.
- 23rd May Local Government Act Review Ministerial Advisory Committee Member.
- 22nd May Ruffy Hall (Mechanics Institute) Unveiling of commemorative plaque.
- 17th May Meeting with Euroa Health.
- Numerous media releases Emails and Phone calls.....

REPORTS INDEX

		Page No.
9.	REPORTS	
9.1	Climate Change	
9.2	Infrastructure	
9.3	Private Enterprise	
9.4	Public Institutions	
9.5	Housing and Recreation	
9.6	Tourism	
9.7	Organisation	
9.7.1	Draft 2014 – 2017 Council Plan (2016 Review), Actions and Strategic Indicators and Draft 2016/2017 Strategic Resource Plan	1
9.7.2	Adoption of Budget and Declaration of Rates and Charges for the 12 Months Ending 30 June 2017	17
9.7.3	Council Policy - Discretionary Expenditure Policy and Guide	30
9.7.4	Council Policy - Purchasing Card Policy ~ Reviewed and Updated	36
9.7.5	Sustainable Development Reference Group - Draft Minutes of the meeting held on Monday 16 May 2016	48
9.7.6	Proposed Sale of Lot 1 on Title Plan 711761W - 59 Hill Street Longwood	54
9.7.7	Community Satisfaction Survey Results – 2016	57
9.7.8	Love Strathbogie – Proposed Official Newsletter of the Strathbogie Shire	84
9.7.9	Nagambie Economic Development Strategy – March 2016	88
9.7.10	Authorisation and Delegation to Daniel Haysom and Rescission of Authorisation and Delegation to Gary Washusen	115
9.7.11	Financial Report – May 2016	120
9.7.12	Council Policy - Electronic Gaming Machine Policy Statement	136
9.7.13	Business Management System	152
10.	NOTICES OF MOTION	169
11.	URGENT BUSINESS	169
12.	CLOSURE OF MEETING TO THE PUBLIC – LATE URGENT BUSINESS	169
	To consider matters in accordance with Section 89(2) of the Local Government Act 1989 – (d) Contractual Matters	
C.P. 1	Contract No. 15/16-07 - Road Pavement Rehabilitation Program ~ Variation to Contract	
13.	CONFIRMATION OF 'CLOSED PORTION' DECISION/S	170
C.P. 1	Contract No. 15/16-07 - Road Pavement Rehabilitation Program ~ Variation to Contract	

9.7	Organisation Reports Index	
9.7.1	Draft 2014 – 2017 Council Plan (2016 Review), Actions and Strategic Indicators and Draft 2016/2017 Strategic Resource Plan	1
9.7.2	Adoption of Budget and Declaration of Rates and Charges for the 12 Months Ending 30 June 2017	17
9.7.3	Council Policy - Discretionary Expenditure Policy and Guide	30
9.7.4	Council Policy - Purchasing Card Policy ~ Reviewed and Updated	36
9.7.5	Sustainable Development Reference Group - Draft Minutes of the meeting held on Monday 16 May 2016	48
9.7.6	Proposed Sale of Lot 1 on Title Plan 711761W - 59 Hill Street Longwood	54
9.7.7	Community Satisfaction Survey Results – 2016	57
9.7.8	Love Strathbogie – Proposed Official Newsletter of the Strathbogie Shire	84
9.7.9	Nagambie Economic Development Strategy – March 2016	88
9.7.10	Authorisation and Delegation to Daniel Haysom and Rescission of Authorisation and Delegation to Gary Washusen	115
9.7.11	Financial Report – May 2016	120
9.7.12	Council Policy - Electronic Gaming Machine Policy Statement	136
9.7.13	Business Management System	152

9. REPORTS

9.7 ORGANISATION

9.7.1 Draft 2013 – 2017 Council Plan (2016/2017 Review), Actions and Strategic Indicators and Draft 2016/2017 Strategic Resource Plan

Author & Department

Director, Corporate and Community / Corporate and Community Directorate

Disclosure of Conflicts of Interest in relation to advice provided in this report

In relation to advice provided in this report, the author of this report and officers/contractors providing advice in relation to this report do not have a direct or indirect interest, as provided in accordance with the Local Government Act 1989.

Summary

Council Plan:

In accordance with the requirements of Section 125 of the Local Government Act 1989 (the Act), Council reviewed, in consultation with its community, the Draft 2013 – 2017 Council Plan (2016/2017 Review), Actions and Strategic Indicators. There were 44 submissions to the Draft 2013 – 2017 Council Plan (2016/2017 Review) and Draft 2016/2017 Budget.

There have been a number of changes to the Council Plan since its initial public exhibition period and revised copies have been provided to Councillors. A copy of the final draft Council Plan is attached.

Strategic Resource Plan:

In accordance with Section 126 of the Local Government Act 1989 (the Act), Council has developed the 2016-2017 Draft Strategic Resource Plan (SRP). It is important to note that the SRP will have amounts quoted that may alter as Council continues working on its new Draft Budget. Information in the Draft SRP is currently based upon the previous Council's Long Term Financial Plan. There were 44 submissions to the Draft 2013 – 2017 Council Plan (2016/2017 Review), Draft 2016/2017 Strategic Resource Plan and Draft 2016/2017 Budget.

There have been minor changes to the Strategic Resource Plan in relation to the strategic direction on asset management to clarify Council's position since its initial distribution to Councillors and public exhibition period, and a copy of the Plan is tabled for information and identification purposes.

RECOMMENDATION

- 1. That Council adopts the Draft 2013 – 2017 Council Plan (2016/2017 Review), Strategic Indicators and Actions.**
- 2. That Council adopts the Draft 2016/2017 Strategic Resource Plan.**

76/16 **CRS WILLIAMS/LITTLE** : *That the Recommendation be adopted.*

CARRIED

9.7.1 Draft 2013 – 2017 Council Plan (2016/2017 Review), Actions and Strategic Indicators and Draft 2016/2017 Strategic Resource Plan (cont.)

Cr Weatherald called for a division

For the Recommendation

Cr Williams
Cr Little
Cr Storer
Cr Swan
Cr Furlanetto

Against the Recommendation

Cr Weatherald

Background

Council Plan:

The Draft 2013 – 2017 Council Plan (2016/2017 Review), including Actions and Strategic Indicators, was developed following community consultation which included four community forums, face-to-face meetings, public submissions period and a public meeting to hear submissions.

The Council Plan is a strategic document of Council that sets its Vision / Mission / Goals and Objectives for the (4) four year term of the Council. The Actions that sit under each Goal ensure the organisation delivers what the Council has set as its long term strategic vision for its community.

The program dates for this Draft 2013 – 2017 Council Plan (2016/2017 Review) are as follows:

1. Adopt the Draft 2013 – 2017 (2016/2-17 Review) Council for Public Exhibition – Tuesday 12 April 2016
2. Public Exhibition period closed at 5pm Friday 27 May 2016
3. Councillor Briefing on Public Submissions – Tuesday 7 June 2016
4. Submissions Hearing to receive/hear submissions on the Draft 2013 – 2017 Council Plan (2016/2017 Review) – Tuesday 7 June 2015
5. Council Meeting to adopt 2013 – 2017 Council Plan (2016/2017 Review) – as part of Ordinary Council meeting Tuesday 21 June 2016
6. Present adopted 2013 – 2017 Council Plan (2016/2017 Review) to the Minister for Local Government by Thursday 30 June 2016.

The following actions in the Council Plan have been added as a result of consultations with the community:

- Support for the new development at Euroa Health
- Investigate options to engage an Environmental and Land Management Officer
- Support Business Enterprise Euroa to conduct a Shire-wide Business Survey
- Seek funding for stage one of the upgrade of the Friendlies Recreation Oval

9.7.1 Draft 2013 – 2017 Council Plan (2016/2017 Review), Actions and Strategic Indicators and Draft 2016/2017 Strategic Resource Plan (cont.)

- Seek funding for redevelopment of the Violet Town Recreation Reserve playground
- Conduct community consultation in relation to traffic management designs for Binney Street / Railway Street, Euroa

Strategic Resource Plan:

The SRP was exhibited during the same period as the Draft 2013 – 2017 Council Plan (2016-2017 Review). The SRP outlines the resources required to achieve Council's strategic objectives expressed in the Council Plan. The purpose of the SRP is to:

- Establish a financial framework over the next 4 years to ensure Council's strategic objectives, as expressed in its Council Plan, are achieved;
- Provide an assessment of the resources (financial and non-financial) required to accomplish the objectives and strategies included in the Council Plan (non-financial resources are assumed to include human resources and Council's asset base, which are all referred to in various parts of the SRP);
- Establish a basis to measure Council's adherence to its policies and strategies; and
- Assist Council to comply with sound financial management principles, in accordance with the Local Government Act (1989) and to plan for the long-term financial sustainability of the municipality.

The SRP was developed using the updated 2015 Long Term Financial Plan (LTFP) and the draft Rating Strategy 2015-2019 as the base. There are a number of assumptions that are currently under review as part of the Draft 2016/2017 Budget, but until the budget is presented for adoption by Council then the assumptions in these two guiding documents are still Council's position. Council will review the LTFP once the 2016/2017 budget process has been adopted.

Alternative Options

The processes undertaken in relation to advertising, consideration of submissions and adoption are legislated under the Local Government Act 1989. There are no alternative options.

Risk Management

The author of this report considers that there are no significant Risk Management factors relating to the report and recommendation.

Strategic Links – policy implications and relevance to Council Plan

The author of this report considers that the report is consistent with Council Policies and key strategic documents. The Council Plan and SRP provide input into the preparation of the Budget and Council's long term financial planning.

9.7.1 Draft 2013 – 2017 Council Plan (2016/2017 Review), Actions and Strategic Indicators and Draft 2016/2017 Strategic Resource Plan (cont.)

Best Value / National Competition Policy (NCP / Competition and Consumer Act 2010 (CCA) implications

The author of this report considers that the report is consistent with Best Value, National Competition Policy and Competition and Consumer Act requirements.

Financial / Budgetary Implications

The author of this report considers that the recommendation has no significant Financial / Budgetary implications for Council or the broader community.

Economic Implications

The author of this report considers that the recommendation has no significant economic implications for Council or the broader community.

Environmental / Amenity Implications

The author of this report considers that the recommendation has no significant environmental or amenity implications for Council or the broader community.

Community Implications

The author of this report considers that the recommendation has no significant community or social implications for Council or the broader community.

Victorian Charter of Human Rights and Responsibilities Act 2006

The author of this report considers that the recommendation does not limit any human rights under the Victorian Charter of Human Rights and Responsibilities Act 2006.

Legal / Statutory Implications

The Local Government Act 1989 requires Council to provide public notice with regard to the Council Plan and Strategic Resource Plan and to request submissions under S223 of the Act. This has occurred.

Consultation

Council's proposed Council Plan and Strategic Resource Plan were on public exhibition for the statutory period of 28 days. All submissions received have been considered as part of the process.

Attachments

2013 – 2017 (2016/2017 Review) Draft Council Plan



2013 – 2017
Strathbogie Shire Council Plan
(2016 – 17 Review)

21/06/2016

Message from the Mayor and CEO

This council, elected in October 2012, continues to grow clearer in its direction and purpose. In a challenging financial climate, we know that all our efforts must be directed toward future sustainability.

In order to make Council and community aspirations happen, we will be seeking positive and diverse ways of working together and seeking feedback and ideas from our local community.

We will also be supporting and fostering community leadership through the ongoing development of our action groups. Strong communities are healthy communities.

Being more strategically focussed is one of our primary objectives and with the introduction of Local Government Performance Reporting Indicators and the Know Your Council website, this will mean that the Strathbogie Shire will be accountable for its performance like never before.

Our ongoing efforts to close the infrastructure gap are drawing closer by the day, and we will continue to foster leadership at the front line and deliver works on the ground.

The provision of great customer service is a key motivation of the Strathbogie Shire and our staff have undertaken significant training and development to improve our overall customer experience. This performance is also being monitored closely.

Our vision for the Strathbogie Shire community is one of harmony and diversity. A place where all members of the community can feel a sense of belonging and pride. There is a shared responsibility to ensure that all people, regardless of age or cultural or socio-economic background, can enjoy our townships and participate in all it has to offer.

We look forward to a prosperous year ahead

Best regards

Mayor Colleen Furlanetto and CEO Steve Crawcour

Our Vision:

“A Shire that drives and supports investment for population growth, shared wealth and wellbeing.”

Our Mission:

“To actively consult with community, investors and industry through advocacy and collaboration; delivering quality infrastructure, lifestyle and sustainable economic and community development.”

Our Guiding Principles:

Councillors and staff at Strathbogie Shire Council are committed to the following principles (values) as a guide to all its decisions and actions:

- **Good Governance** – We value innovation, integrity, accountability, strength, and consistency in leadership and decision making with adherence to robust, transparent and equitable policies and processes.
- **Working together** – We value the ability to maximise outcomes by working in partnership and collaboration with an engaged community, government, regional bodies and other stakeholders.
- **Quality Services** – We value the role of research, strategic planning, flexibility and innovation in delivering accessible and effective services and regional solutions that enhance the quality of life.
- **Social Inclusion** – We value widespread participation in civic and community life among people of all abilities and backgrounds.
- **Environment** – We value the shire’s natural and built environment and the importance of local amenity on quality of life.
- **Stability** – We value sound financial and resource planning and management to ensure Council’s long term sustainability and provision of quality services and infrastructure.



Goal 1

A community that has equitable access to a range of quality services which respond to its diverse needs and supports the wellbeing of our communities (**Community Wellbeing**).

Objective: Plan, support and / or deliver a broad range of responsive and accessible services to our diverse community.

1.1 Strategy:

Enhance the wellbeing and participation of our community.

Strategic Indicators:
Continue to support and participate in the Strathbogie Health and Community Services Consortium.
Collaborate and provide support to the development of Community Action Group Action Plans.
Support the "Prevention of Violence against women and children supporting safer communities" Action Plan.
Investigate opportunities for Shire-wide youth cultural activities.
Provide customer friendly access and services to our community.
Continue to investigate funding opportunities and suitable locations for Community Precinct developments (incorporating Skate Facilities) in Avenel and Nagambie.
Support Euroa Health's new development by providing up to \$300,000 to fit out the 75 rooms by the way of beds, bed heads, overbed table and bedside cabinet, console and hall tables.

1.2 Strategy:

Increase community services to Nagambie post bypass.

Strategic Indicators:
Advocate for a full time child care facility in Nagambie.
Advocate for funding of Nagambie Lakes Community House.
Continue to advocate for an Ambulance service and a combined emergency services hub based in Nagambie.
Advocate for a High School in Nagambie.

1.3 Strategy:

Provide equitable and high standard public transport services / facilities.

Strategic Indicators:
Advocate for improved train station facilities across the Shire.
Advocate for better timetabling and shuttle services between Shepparton to Seymour and Wodonga to Seymour.



Goal 2

To promote and foster sustainable development in our natural and built environment (Environment).

Objective: To continue to protect and enhance the natural and built environment for current and future generations.

2.1 Strategy:

Encourage clean, green environmental initiatives.

Strategic Indicators:
Continue to develop the Violet Town flood mitigation Scheme.
Review Organic Household Waste Service Roll out.
Investigate and support alternative energy options for the Shire.
Encourage commercial food waste collection services.

2.2 Strategy:

Develop, maintain and protect our natural and built assets.

Strategic Indicators:
Support the Euroa Environment Group to develop a Shire-wide Significant Tree Register on public land.
Adopt Council's Tree Management Plan.
Support the actions in the Shire's Community Safety Fire Action Plan.
Work with the "Bush Crew" where possible as part of the Shire's revegetation programs.
Promote responsible dog ownership across the Shire by disposing of litter responsibly.
Review Council's Local Law Number 6 in relation to increasing penalties for illegal dumping such as dumping of householders' waste in public place bins.
Include in the revision of the Road Management Plan intervention levels and Council Policy on providing Dust Suppressant.
Investigate options to engage an Environmental and Land Management Officer by either shared services / contractor or direct employment and report back to Council no later than the 31 / 12 / 16.



Goal 3:

To ensure prudent, transparent and strategic financial planning which results in a sound legacy for the future **(Financial)**.

Objective: Provide best practice management and administrative systems and structures to support the delivery of Council services and programs.

3.1 Strategy:

Rationalise Council Owned Assets.

Strategic Indicators:
Investigate and determine underutilised assets within the Shire.

3.2 Strategy:

Continue to focus on improving operational efficiencies by decreasing costs.

Strategic Indicators:
Continue to drive the Shared Service Project with Shepparton and Moira in an endeavour to reduce operating expenditure and ensure efficiencies of service.
Target major Capital Works Projects to seek government funding to reduce Councils costs.
Explore and take up partnership opportunities of non-core services with other Shires and organisations.
Reduce Council's infrastructure gap in a financially responsible manner as per Council's Long Term Financial Plan.
Seek grant funding opportunities wherever possible.
Investigate and maximise use of Special Charge Schemes / Levies.

3.3 Strategy:

Ensure Council has equitable support financially from both Federal and State Governments.

Strategic Indicators:
Advocate to both Federal and State Government to ensure that the current funding formulas provide equitable funds to Local Government.



Goal 4

A Shire that builds trust and recognises community needs through transparent, accountable and democratic decision making (Governance).

Objective: To provide all our stakeholders with consistent and timely decision making.

4.1 Strategy:

Engage our community in our decision making processes.

Strategic Indicators
Continue to deliver a program that provides increased Councillor interaction with the community in their local settings.

4.2 Strategy:

Provide a workforce that is accountable and transparent in its operations.

Strategic Indicators
Address the actions required from the Internal Auditors Reports and report back to Council via the Audit Committee.
Executive Management Team to monitor and review the ongoing performance of all staff operations and report back to Council.



Goal 5

Encourage investment and development into the Shire by having a responsive and proactive business development culture (**Industry, Business and Investment**).

Objective: Pursue opportunities to increase the range of businesses and industries in the Shire to further strengthen our economy.

5.1 Strategy:

Ensure Council has the ability to provide a single point of contact for its customers.

Strategic Indicators
Seek funding to use interactive Kiosks at each Library with up to date Council information and with the ability to print.

5.2 Strategy:

Support Nagambie traders post bypass.

Strategic Indicators:
Support the Nagambie Lakes Tourism and Commerce Committee in relation to branding, marketing and development of High Street Nagambie retail area.

5.3 Strategy:

Support and enhance a "Can Do" Culture.

Strategic Indicators:
Investigate the formation of an education alliance group around advocacy, information sharing, strategic partnership and economic development.
Support actions in Council's Economic Development Masterplan.
In partnership with Federal and State Government Departments host foreign trade missions to deliver potential economic growth opportunities.
Support Business Enterprise Euroa to develop and conduct a Shire-wide Business Survey.



Goal 6

Ensure the Shires infrastructure enhances efficiency for people and freight movement, service delivery and community amenities (**Infrastructure**).

Objective: Provide well maintained, affordable and appropriate infrastructure.

6.1 Strategy:

Provide industry standard facilities.

Strategic Indicators:
Investigate options for the long term sustainability of the Euroa Saleyards including funding models and major Capital Works Programs.
Investigate funding options to re develop the Brock street toilets including accessible toilets.

6.2 Strategy:

Support History and Cultural Monuments.

Strategic Indicators:
Update the long term Masterplan for the Euroa RSL and Third Age Club precinct.

6.3 Strategy:

Deliver Council's bridge replacement in line with industry best practice.

Strategic Indicators:
Investigate and consult in relation to providing a link bridge from the Friendlies Reserve to Memorial Oval over the Seven Creeks.
Investigate the upgrading of short life bridges to long life bridges

6.4 Strategy:

Provide passive and active recreational facilities and paths / tracks.

Strategic Indicators:
Implement priorities from the Walking Track and Trails Strategy.
Investigate options to develop an additional sport and recreation precinct in the Northern section of Nagambie.
Subject to funding extend landing in front of rowing club around to staged area at Buckley Park and back to walking bridge at boat ramp area.
Seek funding for stage two of Avenel Recreation Reserve upgrade.
Seek and secure funding to complete the Livingstone Street walking track between Mitchell Street and Jubilee Crescent Avenel.
Support the actions as adopted in the Nagambie Lakes Waterway Strategy.
Consider joint Implementation of priority projects from Violet Town Action Group Community Plan and VT Rec Reserve Masterplan.
Seek funding for stage one of the Friendlies Recreation Oval upgrade.
Seek and support funding for Violet Town playground redevelopment at the Violet Town Recreation Reserve.

6.5 Strategy:

Provide best practice asset management.

Strategic Indicators:
Advocate for a pedestrian crossing at the railway gates on Birkett Street, Euroa.
Investigate and introduce angle parking in Nagambie Main Street.
Continue to design and seek funding for town drainage and sewerage schemes.
Investigate the expansion of additional street lights in the Shire.
Advocate to VicRoads / VicTrack and the Australian Rail Track Corporation (ARTC) for the creation of a roundabout resulting in a safer intersection at Queen Street / Bank Streets / Avenel Railway Crossing.
Investigate funding for upgraded Muller's Road Nagambie.
Investigate options in consultation with the community for footpaths, kerb and channelling and parking at the east end of Bank Street Avenel.
Continue to advocate to VicRoads for the construction of an interchange on the Hume Freeway at the Service Centre crossing Avenel.
Design and investigate funding options for kerb / channelling and widening the road surface opposite Euroa Secondary College.
In line with the Nagambie Growth Management Plan commence community consultation and seek funding for the northern roundabout in High Street Nagambie.
Conduct community consultation in relation to traffic management design options at the corner of Binney Street and Railway Street.



Goal 7

A desirable and safe destination that supports the development of tourism and hospitality enterprises that drive economic growth across our Shire (**Tourism and Hospitality**).

Objective: Ensure a coordinated and effective approach to economic and tourism development is maintained at all times.

7.1 Strategy:

Ensure there is consistent branding and marketing of the Shire.

Strategic Indicators:
Work with Goulburn River Valley Tourism to advocate to relevant State Government departments for extra tourism funding.
Ensure the successful implementation of the Tourism Strategies in the Economic Development Masterplan.

7.2 Strategy:

Develop the Shire's tourism story and café culture.

Strategic Indicators:
Upgrade town information on relevant technology.
Work with Goulburn River Valley Tourism to develop a Military Trail

9.7.2 Adoption of Budget and Declaration of Rates and Charges for the 12 Months Ending 30 June 2017

Author & Department

Director, Corporate and Community / Corporate and Community Directorate

Disclosure of Conflicts of Interest in relation to advice provided in this report

The officers/contractors providing advice in relation to this report do not have a direct or indirect interest, as provided in accordance with the Local Government Act 1989.

Summary

Council has now complied with the legislative requirements for the preparation and public notification of its Budget for the twelve (12) months ending 30 June 2017.

In accordance with the requirements of the Local Government Act 1989, Council placed the budget on public exhibition for 28 days and sought community submissions under Section 223.

Forty-four submissions to the draft Budget and draft Council Plan were received and seventeen submitters spoke to their submissions. A number of amendments to the advertised budget have been made. The amendments have been necessitated by changed circumstances following the budget advertising. The amendments are primarily of a timing nature and as a result of budget submissions and expected 2016/2017 carryovers, and have resulted in favourable movements in Council's financial position and capital works program.

In accordance with Section 130 of the Local Government Act 1989, Council is required to adopt the budget by 30 June 2016, and give public notice of its decision. A copy of the adopted Strathbogie Shire Council 2016/2017 Budget will be appended to the Minutes of the meeting for identification purposes (Addendum 1).

RECOMMENDATION

1. That the budget, as amended, for the year ending 30 June 2017, be adopted.
2. That the Rates and Charges for the year ending 30 June 2017 be declared in accordance with the following recommendations:

1. Amount Intended To Be Raised

An amount of \$17,909,253 (or such other amount as is lawfully raised as a consequence of this resolution) be declared as the amount which Council intends to raise by general rates, the municipal charge and the annual service charge (described later in this Resolution), which amount is calculated as follows:

General Rates	\$13,791,400
Municipal Charge	\$ 1,776,494
Annual Service Charges	\$ 2,341,359

9.7.2 Adoption of Budget and Declaration of Rates and Charges for the 12 Months Ending 30 June 2017 (cont.)

2. General Rates

- 2.1 A general rate be declared in respect of the 2016/2017 Financial Year.**
- 2.2 It be further declared that the general rate be raised by the application of differential rates.**
- 2.3 A differential rate be respectively declared for rateable land having the respective characteristics specified below, which characteristics will form the criteria for each differential rate so declared:**

Residential Land

All land used primarily for residential purposes or obviously adapted to being used primarily for residential purposes but excluding farm Land.

Vacant Residential Land

All vacant land which may be used primarily for residential purposes or obviously adapted to being used primarily for residential purposes but excluding farm Land.

Farm Land

Any land zoned Farming under the Strathbogie Planning Scheme which is not less than 40 hectares in area and is not classified as having a commercial or industrial use.

Land situated within the Farming zone of less than 40 hectares in area may be considered for the farm differential rate, subject to satisfying Council's criteria for recognition as a bone fide farming activity.

Commercial / Industrial Land

All land used primarily for commercial or industrial purposes or obviously adapted to being used primarily for commercial/industrial purposes.

Vacant Commercial / Industrial Land

All vacant land which may be used primarily for commercial or industrial purposes or obviously adapted to being used primarily for commercial/industrial purposes.

9.7.2 Adoption of Budget and Declaration of Rates and Charges for the 12 Months Ending 30 June 2017 (cont.)

2.4 Each differential rate will be determined by multiplying the Capital Improved Value of each rateable land (categorised by the characteristics described in paragraph 2.3) by the relevant percentages indicated in the following table:

<i>Category</i>	<i>Percentage</i>
Residential Land	0.5225790% (or 0.5225790 cents in the dollar of the Capital Improved Value)
Vacant Residential Land	0.9145133% (or 0.9145133 cents in the dollar of the Capital Improved Value)
Farm Land	0.4441922% (or 0.4441922 cents in the dollar of the Capital Improved Value)
Commercial / Industrial Land	0.6270948% (or 0.6270948 cents in the dollar of the Capital Improved Value)
Vacant Commercial/Industrial Land	1.0974160% (or 1.0974160 cents in the dollar of the Capital Improved Value)

2.5 It be recorded that Council considers that each differential rate will contribute to the equitable and efficient carrying of Council functions, and that:

2.5.1 the respective objectives of each differential rate be those specified in the Schedule to this Resolution

2.5.2 the respective types or classes of land which are subject to each differential rate be those defined in the Schedule to this Resolution

2.5.3 the respective uses and levels of each differential rate in relation to those respective types and classes of land be those described in the Schedule to this Resolution; and

9.7.2 Adoption of Budget and Declaration of Rates and Charges for the 12 Months Ending 30 June 2017 (cont.)

2.5.4 the relevant:

- (a) uses of;
- (b) geographical locations of;
- (c) planning scheme zoning of; and
- (d) types of buildings on

the respective types or classes of land be those identified in the Schedule to this Resolution

2.6 It be confirmed that no amount is fixed as the minimum amount payable by way of general rate in respect of each rateable land within the municipal district.

2.7 In accordance with section 4 of the *Cultural and Recreational Land Act* 1963, the amount of rates payable in respect of each rateable land to which that Act applies be determined by multiplying the Capital Improved Value of the land by 0.2612895 cents in the dollar of Capital Improved Value.

3. Municipal Charge

3.1 A municipal charge be declared in respect of the 2016/2017 Financial Year.

3.2 The municipal charge be declared for the purpose of covering some of the administrative costs of Council.

3.3 The municipal charge be in the sum of \$266 for each rateable land (or part) in respect of which a municipal charge may be levied.

3.4 It be confirmed that the municipal charge is declared in respect of all rateable land within the municipal district in respect of which a municipal charge may be levied.

4. Annual Service Charge

4.1 An annual service charge be declared in respect of the 2016/2017 Financial Year.

4.2 An annual service charge be declared for the collection and disposal of refuse from land.

4.3 The annual service charge be in the sum of, and be based on the criteria, set out below but dependent upon which option is chosen:

9.7.2 Adoption of Budget and Declaration of Rates and Charges for the 12 Months Ending 30 June 2017 (cont.)

4.3.1 for the collection and disposal of domestic refuse, recyclables and organics from residential premises, \$500 per annum;

4.3.2 for the collection and disposal of domestic refuse (120 litre bins), and organics from farms (120 litre bins), \$339 per annum;

4.3.3 for the collection and disposal of recyclables from farm premises, \$161 per annum;

4.3.4 for the collection and disposal of waste from commercial premises (120 litre bins), \$339 per annum; and

4.3.5 for the collection and disposal of waste from commercial premises (240 litre bins), \$679 per annum.

in respect of each rateable land (or part) to which the service of collection and disposal is made available.

4.4 An annual service charge be declared for a Roadside Tree Management Program, \$25 per annum in respect of each rateable land (or part)

5. Rebates & Concessions

Pensioner Rebate

5.1 It also be recorded that Council grants to each owner of rateable land who is an "eligible recipient" within the meaning of the *State Concessions Act 1986*, a rebate as determined by the Victorian State Government, in respect of each rateable land owned by him or her.

5.2 The rebate described in paragraph 5.1 be granted to assist the proper development of the municipal district, and to achieve the following community benefit:

5.2.1 to provide a concession to ratepayers whose circumstances may limit their capacity to pay.

Elloura Resort Rebate

5.3 It be recorded that Council grants a rebate to each owner of rateable land within the Elloura Resort who qualifies for a rebate under the Owners Corporation No. ("Elloura") Agreement.

5.4 The rebate be granted to assist the proper development of part of the municipal district, and to achieve the following community benefit:

9.7.2 Adoption of Budget and Declaration of Rates and Charges for the 12 Months Ending 30 June 2017 (cont.)

5.4.1 The rebate will facilitate the demand for increased levels of service to residents of the Elloura Resort without requirement for additional or redeployed Council resources. The cost of increased service levels will be fully funded by residents of the Elloura Resort.

5.5 The amount of the rebate granted to an owner of rateable land who qualifies under the Elloura Resort Rebate Policy be an amount determined in accordance with the Elloura Resort Rebate Policy.

6. Payment

6.1 All rates and charges to be paid in four instalments, in accordance with Section 167 (1) and (2) of the Local Government Act 1989.

6.2 Unless Council resolves otherwise, no person be allowed to pay rates and charges as a lump sum other than in accordance with paragraph 6.

7. Consequential

7.1 It be confirmed that, subject to sections 171 and 172 of the *Local Government Act 1989*, Council will require a person to pay interest on any rates and charges which:

7.1.1 that person is liable to pay;

7.1.2 have not been paid by the date specified for their payment

7.2 The Director, Corporate and Community be authorised to levy and recover the general rates, municipal charge and annual service charge in accordance with the *Local Government Act 1989*.

77/16 **CRS LITTLE/WILLIAMS** : *That the Recommendation be adopted.*

CARRIED

Cr Weatherald called for a division

For the Recommendation

Cr Little
Cr Williams
Cr Storer
Cr Swan
Cr Furlanetto

Against the Recommendation

Cr Weatherald

9.7.2 Adoption of Budget and Declaration of Rates and Charges for the 12 Months Ending 30 June 2017 (cont.)

Background

The proposed budget was considered by Council at its Ordinary Council meeting held on Tuesday 19 April 2016. Subsequent to that meeting, public notice of the proposed budget was given in local newspapers calling for submissions under Section 223 of the Act. The proposed budget was made available for inspection at various locations throughout the Shire and on Council's website.

Forty-four submissions were received and noted at a Special Meeting of Council on Tuesday 7 June 2016.

The following potential changes to the Budget have been included as a result of the Budget submissions process.

• Euroa Football Netball Courts	\$ 50,000
• Avenel School Parking	\$ 40,000
• Euroa Croquet Club Toilets	\$ 40,000
• Panorama Drive Roadworks	\$ 20,000
• Euroa Hospital Equipment Donation	\$300,000
• Environmental Officer	\$ 50,000
• Euroa Memorial Oval Mower	\$ 5,000
• Violet Town Oval Toilets	\$100,000

Alternative Options

The processes undertaken in relation to the budget advertising, consideration of submissions and budget adoption are legislated under the Local Government Act 1989. There are no alternative options.

Risk Management

A well planned budget will reduce the risk that Council will not be able to provide the services expected and required by the community. Council is required under section 130 of the *Local Government Act 1989*, to adopt a budget each year.

Strategic Links – policy implications and relevance to Council Plan

The author of this report considers that the report is consistent with Council Policies, key strategic documents and the Council Plan. Specifically, the proposed budget is prepared in the context of the Council Plan and Council's long term financial planning.

Best Value / National Competition Policy (NCP / Competition and Consumer Act 2010 (CCA) implications

The author of this report considers that the report is consistent with Best Value, National Competition Policy and Competition and Consumer Act requirements.

Financial / Budgetary Implications

Forty-four submissions to the budget were received and a number of amendments to the advertised budget have been made. The amendments have been necessitated by changed circumstances following the budget advertising. The amendments are primarily of a timing nature and as a result of budget submissions and expected 2016/2017 carryovers, and have resulted in favourable movements in Council's financial position and capital works program.

9.7.2 Adoption of Budget and Declaration of Rates and Charges for the 12 Months Ending 30 June 2017 (cont.)

Economic Implications

The author of this report considers that the recommendation has no significant economic implications for Council or the broader community.

Environmental / Amenity Implications

The author of this report considers that the recommendation has no significant environmental or amenity implications for Council or the broader community.

Community Implications

The author of this report considers that the recommendation has no significant community or social implications for Council or the broader community.

Victorian Charter of Human Rights and Responsibilities Act 2006

The author of this report considers that the recommendation does not limit any human rights under the Victorian Charter of Human Rights and Responsibilities Act 2006.

Legal / Statutory Implications

The Local Government Act 1989 requires that Council adopt the budget by 30 June 2016.

Consultation

Council's proposed budget was on public exhibition for the statutory period of 28 days and submissions were invited from the community. Forty-four submissions were received and noted at a Special Meeting of Council on Tuesday 7 June 2016.

Attachments

Schedule – Residential Land
Schedule – Vacant Residential Land
Schedule – Farm Land
Schedule – Commercial / Industrial Land
Schedule – Vacant Commercial / Industrial Land

The adopted Strathbogie Shire Council 2016/2017 Budget will be appended to the Minutes for identification purposes.

SCHEDULE

RESIDENTIAL LAND

Objective:

To ensure that all rateable land makes an equitable financial contribution to the cost of carrying out the functions of Council, including the:

1. Construction and maintenance of public infrastructure;
2. Development and provision of health and community services; and
3. Provision of general support services.

Types and Classes:

Rateable land having the relevant characteristics described in the Resolution.

Use and Level of Differential Rate:

The differential rate will be used to fund some of those items of expenditure described in the Budget adopted by Council.

The level of the differential rate is the level which Council considers is necessary to achieve the objectives specified above.

Geographic Location:

Wherever located within the municipal district.

Use of Land:

Any use permitted under the Strathbogie Planning Scheme.

Planning Scheme Zoning:

The zoning applicable to each rateable land within this category, as determined by consulting maps referred to in the Strathbogie Planning Scheme.

Types of Buildings:

All buildings which are now constructed on the land or which are constructed prior to the expiry of the 2016/2017 Financial Year.

SCHEDULE

VACANT RESIDENTIAL LAND

Objective:

To ensure that all rateable land makes an equitable financial contribution to the cost of carrying out the functions of Council, including the:

1. Construction and maintenance of public infrastructure;
2. Development and provision of health and community services; and
3. Provision of general support services.

Types and Classes:

Rateable land having the relevant characteristics described in the Resolution.

Use and Level of Differential Rate:

The differential rate will be used to fund some of those items of expenditure described in the Budget adopted by Council.

The level of the differential rate is the level which Council considers is necessary to achieve the objectives specified above.

Geographic Location:

Wherever located within the municipal district.

Use of Land:

Any use permitted under the Strathbogrie Planning Scheme.

Planning Scheme Zoning:

The zoning applicable to each rateable land within this category, as determined by consulting maps referred to in the Strathbogrie Planning Scheme.

Types of Buildings:

All buildings and other improvements which are now constructed on the land or which are constructed prior to the expiry of the 2016/2017 Financial Year and whose total value does not exceed \$20,000.

SCHEDULE

FARM LAND

Objective:

To ensure that all rateable land makes an equitable financial contribution to the cost of carrying out the functions of Council, including the:

1. Construction and maintenance of public infrastructure;
2. Development and provision of health and community services; and
3. Provision of general support services.

Types and Classes:

Rateable land having the relevant characteristics described in the Resolution.

Use and Level of Differential Rate:

The differential rate will be used to fund some of those items of expenditure described in the Budget adopted by Council.

The level of the differential rate is the level which Council considers is necessary to achieve the objectives specified above.

Geographic Location:

Wherever located within the municipal district.

Use of Land:

Any use permitted under the Strathbogie Planning Scheme.

Planning Scheme Zoning:

Rural Zone under the Strathbogie Planning Scheme.

Types of Buildings:

All buildings which are now constructed on the land or which are constructed prior to the expiry of the 2016/2017 Financial Year.

SCHEDULE

COMMERCIAL / INDUSTRIAL LAND

Objective:

To ensure that all rateable land makes an equitable financial contribution to the cost of carrying out the functions of Council, including the:

1. Construction and maintenance of public infrastructure;
2. Development and provision of health and community services; and
3. Provision of general support services.

Types and Classes:

Rateable land having the relevant characteristics described in the Resolution.

Use and Level of Differential Rate:

The differential rate will be used to fund some of those items of expenditure described in the Budget adopted by Council.

The level of the differential rate is the level which Council considers is necessary to achieve the objectives specified above.

Geographic Location:

Wherever located within the municipal district.

Use of Land:

Any use permitted under the Strathbogie Planning Scheme.

Planning Scheme Zoning:

The zoning applicable to each rateable land within this category, as determined by consulting maps referred to in the Strathbogie Planning Scheme.

Types of Buildings:

All buildings and other improvements which are now constructed on the land or which are constructed prior to the expiry of the 2016/2017 Financial Year.

SCHEDULE

VACANT COMMERCIAL / INDUSTRIAL LAND

Objective:

To ensure that all rateable land makes an equitable financial contribution to the cost of carrying out the functions of Council, including the:

1. Construction and maintenance of public infrastructure;
2. Development and provision of health and community services; and
3. Provision of general support services.

Types and Classes:

Rateable land having the relevant characteristics described in the Resolution.

Use and Level of Differential Rate:

The differential rate will be used to fund some of those items of expenditure described in the Budget adopted by Council.

The level of the differential rate is the level which Council considers is necessary to achieve the objectives specified above.

Geographic Location:

Wherever located within the municipal district.

Use of Land:

Any use permitted under the Strathbogie Planning Scheme.

Planning Scheme Zoning:

The zoning applicable to each rateable land within this category, as determined by consulting maps referred to in the Strathbogie Planning Scheme.

Types of Buildings:

All buildings and other improvements which are now constructed on the land or which are constructed prior to the expiry of the 2016/2017 Financial Year and whose total value does not exceed \$20,000.

9.7.3 Council Policy - Discretionary Expenditure Policy and Guide

Author & Department

Executive Manager, Corporate & Community / Corporate and Community Directorate

Disclosure of Conflicts of Interest in relation to advice provided in this report

The author of this report and officers/contractors providing advice in relation to this report do not have a direct or indirect interest, as provided in accordance with the Local Government Act 1989.

Summary

The recent internal audit by AFS resulted in a recommendation to develop and implement a Hospitality and Entertainment policy. The recommendation has resulted in a new Discretionary Expenditure Policy (Policy).

The new Policy supports the recently reviewed Purchasing Card Policy and the recently developed Reward and Recognition CEO Directive.

The new Policy is presented to Council for adoption. Accompanying the Policy is the Guide which should be read in conjunction with the Policy. The Guide has been formed as a separate document to the Policy to allow for administrative changes and ensures that the Policy is easy to read and understand. The Guide therefore does not require adoption by Council.

RECOMMENDATION

That Council adopts the Discretionary Expenditure Policy.

78/16 CRS SWAN/WEATHERALD : That the Recommendation be adopted.

CARRIED

Background

The internal audit report received from AFS and Associates outlines the findings in relation to the current discretionary expenditure practice. It noted that the level of risk was low, however recommended that management should develop and implement a Hospitality and Entertainment Expenditure Policy.

The current Acceptance of Gifts and Hospitality Policy addresses the situation whereby Councillors and officers are offered gifts and hospitality by others, however it is not appropriate to deal with the recommendation of the internal auditors.

This new Policy and Guide provide guidance to staff for circumstances where staff members purchase gifts or hospitality, including thresholds and reduces ambiguity about the appropriateness of purchases that fall into this category. Examples of the purchases covered under the Policy and Guide include farewell and Christmas celebrations, expressions of sympathy (eg flowers), accommodation (eg attending training) and so forth.

9.7.3 Council Policy
- Discretionary Expenditure Policy and Guide (cont.)

Alternative Options

The author and other officers providing advice in relation to this report have considered potential alternative courses of action. No feasible alternatives have been identified.

Risk Management

Risk is associated with non-compliance with the recommendations. The new Policy ensures SSC is accountable to the auditors and has the highest levels of transparency and accountability for the stewardship of public monies. The new policy will add to current mechanisms for reducing the risk of fraud.

Strategic Links – policy implications and relevance to Council Plan

The author of this report considers that the report is consistent with Council Policies, key strategic documents and the Council Plan.

Best Value / National Competition Policy (NCP / Competition and Consumer Act 2010 (CCA) implications

The author of this report considers that the report is consistent with Best Value, National Competition Policy and Competition and Consumer Act requirements.

Financial / Budgetary Implications

The author of this report considers that the recommendation has no capital or recurrent budget considerations.

Economic Implications

The author of this report considers that the recommendation has no significant economic implications for Council or the broader community.

Environmental / Amenity Implications

The author of this report considers that the recommendation has no significant environmental or amenity implications for Council or the broader community.

Community Implications

The author of this report considers that the recommendation has no significant community or social implications for Council or the broader community.

Victorian Charter of Human Rights and Responsibilities Act 2006

The author of this report considers that the recommendation does not limit any human rights under the Victorian Charter of Human Rights and Responsibilities Act 2006.

Legal / Statutory Implications

The author of this report considers that the recommendation has no legal or statutory implications which require the consideration of Council.

Consultation

The author of this report considers that the matter under consideration did not warrant a community consultation process.

Attachments

Discretionary Expenditure Policy



DISCRETIONARY EXPENDITURE POLICY

COUNCIL POLICY	
Effective Date:	
Last Review:	
Current Review:	
Adopted by Council:	
Next Review Date:	June 2018
Responsible Officer/s:	Executive Manager Corporate & Community

1. Purpose

The purpose of this policy is to provide direction and consistency to staff in dealing with expenditures of a personal or discretionary kind, bearing in mind that Council is the steward of public funds.

2. Objective

The objective of this policy is to inform and protect staff by providing a consistent framework within which they can consider and assess expenditure of Council's funds that may be considered to have a personal benefit for themselves or some other person, or where there is some discretion about the nature and amount of the purchase being considered.

3. Scope

This policy applies to Councillors and all Council employees. It applies to expenditure of a personal or non-business nature. Staff must be comfortable in disclosing the expense, identifying the benefit to Council and establishing that the payment is reasonable. Matters for consideration under this policy include the amount, its necessity or appropriateness and whether the payment is accepted practice or appropriate by public accountability standards.

4. Definitions

Discretionary expenditure is expenditure that is of a personal or non-business nature. It may include expenditure that may be perceived as having a personal benefit.

Appearance test is a measure of how the general public would perceive the action in question to help guide decision making

Reasonableness test is a measure of whether or not the action in question is reasonable and can withstand public scrutiny to help guide decision making

5. Policy

Council supports expenditure under this policy on the basis that it passes the appearance and reasonableness test. This includes consideration of the public's perception of the expenditure and consideration of whether or not the expenditure is necessary for the staff member to do their job. Discretionary expenditure that does not pass this test should not be approved.

6. Responsibilities

Staff members

All staff members are responsible for their actions and ultimately are responsible for the decisions they make about discretionary expenditure. The outcomes of their decisions under this policy sit with the individual.

Supervisors

Supervisors must not approve discretionary expenditure unless it has been adequately documented and that it complies with this policy.

7. Documentation

Adequate documentation and record keeping is paramount to provide evidence of compliance with this policy and for audit purposes. Adequate documentation of all procurement decisions is required.

Adequate documentation includes:

- tax invoices
- statutory declarations with full purchase details in limited circumstances and the approver must be satisfied that there is a good reason for not producing a tax invoice
- approval audit trail (eg email)
- explanation of how the discretionary expenditure complies with the policy and the guide

8. Related Documents

Council Policy

- Fraud and Corruption Policy
- Staff Code of Conduct CEO Directive
- Risk Management CEO Directive
- Purchasing Card Policy
- Procurement Policy – GVRCA

Council Guidelines

- Discretionary Expenditure Guide
- Fraud and Corruption Prevention Strategy
- Fraud and Corruption Prevention Procedures
- Procurement Procedures

Legislation

- The Local Government Act 1989
- Protected Disclosure Act 2012
- Protected Disclosure Regulations 2013

9. Human Rights

The Council acknowledges the legal responsibility to comply with the Charter of Human Rights and Responsibilities Act 2006 and the Equal Opportunity Act 2010. The Charter of Human Rights and Responsibilities Act 2006 is designed to protect the fundamental rights and freedoms of citizens. The Charter gives legal protection to 20 fundamental human rights under four key values that include freedom, respect, equality and dignity.

9.7.4 Council Policy
- Purchasing Card Policy ~ Reviewed and Updated

Author & Department

Executive Manager, Corporate and Community / Corporate and Community Directorate

Disclosure of Conflicts of Interest in relation to advice provided in this report

The author of this report and officers/contractors providing advice in relation to this report do not have a direct or indirect interest, as provided in accordance with the Local Government Act 1989.

Summary

The recent internal audit by AFS and Associates identified improvements in the way in which corporate credit card usage is monitored and managed.

As a result, the auditors recommended amendments to the Purchasing Card Policy.

The policy has now been reviewed in accordance with the recommendations and is presented to Council for adoption.

RECOMMENDATION

That Council adopts the amended Purchasing Card Policy.

79/16 CRS WILLIAMS/SWAN : That the Recommendation be adopted.

CARRIED

Background

The internal audit conducted in February 2016 recommended a review and amendment to the Purchasing Card Policy to include the following:

- the roles and responsibilities of all staff involved in the use, approval and payment of corporate cards
- specify the mandatory requirements of producing a tax invoice or statutory declaration for any purchased made
- the witness of the statutory declaration must not be the same person as the approver
- document Council's actions and consequences when a breach in the use of the corporate card may occur
- monitor compliance with the policy
- review the policy every two years

These amendments have been incorporated into the policy and it is now presented to Council for adoption.

Alternative Options

The author and other officers providing advice in relation to this report have considered potential alternative courses of action. No feasible alternatives have been identified.

9.7.4 Council Policy
- Purchasing Card Policy ~ Reviewed and Updated (cont.)

Risk Management

The amendments to the policy will further reduce risks, including risk of fraud and reputation damage to Council by reducing ambiguity and providing more clarity for card users.

Strategic Links – policy implications and relevance to Council Plan

The author of this report considers that the report is consistent with Council Policies, key strategic documents and the Council Plan.

Best Value / National Competition Policy (NCP / Competition and Consumer Act 2010 (CCA) implications

The author of this report considers that the report is consistent with Best Value, National Competition Policy and Competition and Consumer Act requirements.

Financial / Budgetary Implications

The author of this report considers that the recommendation has no capital or recurrent budget considerations.

Economic Implications

The author of this report considers that the recommendation has no significant economic implications for Council or the broader community.

Environmental / Amenity Implications

The author of this report considers that the recommendation has no significant environmental or amenity implications for Council or the broader community.

Community Implications

The author of this report considers that the recommendation has no significant community or social implications for Council or the broader community.

Victorian Charter of Human Rights and Responsibilities Act 2006

The author of this report considers that the recommendation does not limit any human rights under the Victorian Charter of Human Rights and Responsibilities Act 2006.

Legal / Statutory Implications

The author of this report considers that the recommendation has no legal or statutory implications which require the consideration of Council.

Consultation

The author of this report considers that the matter under consideration did not warrant a community consultation process.

Attachments

Purchasing Card Policy



PURCHASING CARD POLICY

COUNCIL POLICY	
Effective Date:	16/10/2001
Last Review:	October 2011
Current Review:	May 2016
Adopted by Council:	21/06/2016
Next Review Date:	October 2017
Responsible Officer/s:	Executive Manager , Corporate and Community

1. POLICY STATEMENT

The purpose of this policy is to ensure appropriate use of Council purchasing cards.

Purchasing cards are a valuable tool through which Council achieves significant savings in the cost of processing small value purchases. Compliance with authorised uses of the purchasing cards is crucial.

2. POLICY APPLICATION

2.1 Who is affected by this Policy?

Staff issued with purchasing cards and staff who request card holders to use the purchasing card on their behalf must understand and comply with this policy.

2.2 Issuing of Cards

Purchasing cards inherently present a number of potential risks to Council. These risks include deliberate and accidental misuse of the card and potential damage to Council's reputation arising from inappropriate use. All transactions may be subject to freedom of information requests.

Purchasing card usage is to be for official Council business only. Issue is limited to Chief Executive Officer, Directors and third line managers. Staff members who are on probation must not to be issued with a purchasing card.

Prior to the issue of purchasing cards, the attached undertaking (Appendix 1) must be signed by the card holder, accepting the conditions.

The Chief Executive Officer is authorised to issue cards to other staff where there is an operational need and will report each issue with details of the operational need to the audit committee.

2.3 Limits

Purchasing cards will have a maximum credit limit as defined in the current Instrument of Delegations For Certain Financial Transactions, with no cash advance facility.

2.4 Responsibilities

Responsibility for appropriate use, approval and payment of purchasing cards is summarised in the table in Appendix 3.

Purchasing card bank statements and supporting documentation must be reviewed and approved by the cardholder's supervisor on a monthly basis. It is expected that there are few times when a tax invoice cannot be obtained.

In those instances, the cardholder is to certify the expenditure by providing full details which includes itemising each item purchased, the date and time of purchase, the name of the supplier, and the business reason for the purchase in a signed statutory declaration (refer Appendix 4). The requirement to submit tax invoices and in specific, limited instances a statutory declaration as described, is mandatory.

The person witnessing the statutory declaration shall not be the same person reviewing and approving the purchasing card statement.

Repeated failure to provide tax invoices will result in a full examination by the Finance Manager or, if the purchasing card user is from the same directorate, an examiner appointed by the CEO. The results will be reported to the CEO and audit committee.

The investigation will include contacting the supplier for copies of the details of the purchase. This action will reduce the risk of deliberate or accidental misuse. Deliberate or accidental misuse may result in disciplinary action and revocation of the purchasing card.

The Chief Executive Officer's purchasing card bank statements and supporting documentation must be reviewed and approved by the Mayor on a monthly basis.

The card must not be used for the following types of purchases:

- cash advances
 - automatic teller machines
 - bank cheques
 - over the counter withdrawals
 - travellers cheques
 - wire/money transfers
 - any other type of cash transaction
- any form of gambling
- goods intended for private use
- liquor purchases, other than in connection with official Council business
- medical and hospital accounts
- personal transactions whether they be goods or services

Purchasing cards must not be used for purchases covered by alternative card purchase arrangements, e.g. fuel cards, unless there are exceptional circumstances which must be reported to the Finance Manager as soon as practicable.

A cardholder must not make any payments directly to the card provider for expenses incurred using the purchasing card.

Council's on-line procurement system generally provides the most appropriate method for the purchase of goods and services at the most competitive prices and under the most effective internal controls.

Purchasing cards are provided for the following circumstances:

- emergencies where the on-line procurement system will not meet the exceptional need
- purchase of goods or services where only payment by card is accepted
- purchases where the on-line procurement system may be impractical

When making a purchase, the following decision hierarchy should be applied:

1. Council's on-line procurement system should be used wherever possible and practical
2. purchasing cards may be used if the on-line procurement system is unavailable or impractical
3. petty cash may be used in accordance with the Procurement Procedures

Using a purchasing card to avoid the on-line procurement system is unacceptable. Regular monitoring of purchasing card usage will be undertaken and misuse may result in revocation of the card and disciplinary action.

Purchasing cards must be withdrawn and immediately cancelled:

- on the cardholder's termination of employment or resignation
- where the card has been lost, stolen or misused
- where the card is no longer relevant to the performance of the cardholder's functions and duties or
- if the cardholder's account is inactive

Cardholders must not request or accept cash refunds where purchases were made with the purchasing card. All credits must be made back to the purchasing card.

Cash must not be paid into a purchasing card under any circumstances.

The cardholder must seek clarification from their supervisor if there is any uncertainty regarding the appropriateness of a transaction.

Responsibility for payment of any purchase rests with the individual cardholder until satisfactory documentation is produced to enable supervisors to authorise the transaction for payment by Council.

Responsibility for the delivery of all goods or services purchased by card rests solely with the cardholder.

It is the cardholder's responsibility to keep the purchasing card safe at all times. This includes, but is not limited to, storing the card in a secure manner, not divulging card details inappropriately, not divulging the security number on the reverse of the card under any circumstances, being aware of the potential for card fraud, etc.

Should the card be lost, stolen, misused or misplaced, the cardholder is required to place a stop on the card as soon as is practicable. A list of important phone numbers is included in Appendix 2 to this policy.

The cardholder is required to advise the finance department (see Appendix 2) should a stop be placed on the card. Individual cardholders are not permitted to arrange for replacement cards. This task will be undertaken by the finance department.

Many suppliers will accept purchasing card details by mail, telephone and fax. Responsibility lies with the card holder to ensure the credentials of the supplier and the provision of adequate documentation.

Cardholders are required to obtain adequate documentation of all purchases and to collate and reconcile documentation with the card statement on a monthly basis

A cardholder must immediately report the loss or theft of a purchasing card to the Senior Finance Officer (SFO) and the card provider. Notification must be made using the card provider's 24 hour emergency number. A cardholder must retain any notification number or other acknowledgement provided by the card provider as evidence of the date and time of the notification.

Where the cardholder changes position within Council, it is the responsibility of the relevant Director to assess the requirement for ongoing issue of the card to the current cardholder, as well as the limits and types of expenses for which the card can continue to be used by the cardholder.

Reviews of purchasing card usage may be conducted by the audit committee or the internal auditor at their discretion.

2.5 Costing

The person responsible for authorising purchasing card transactions will ensure that individual purchases made on the purchasing card are allocated to the appropriate account code prior to submitting the statement for approval.

Approved statements and supporting documentation (which should include information suitable for GST purposes), with the appropriate costing details, will be submitted to the finance department for accounting purposes.

3. Breaches of this policy

Breaches of this policy will be investigated. The primary responsible officer for investigating breaches is the Finance Manager, however if a potential conflict of interest exists, the breaches may be investigated by an officer appointed by the CEO for this purpose. The reasons for assigning an investigator other than the Finance Manager should be documented to ensure full transparency of the decision.

Breaches of this policy may result in disciplinary action. The Disciplinary CEO Directive and Guideline documents outline the process to be undertaken in this instance.

It should be noted that a failure to comply with a Council policy is regarded under the CEO Directive as misconduct. Fraud is regarded as serious misconduct.

4. Related documents

This policy should be read in conjunction with the following related documents.

Council Policy

- Fraud and Corruption Policy
- Fraud and Corruption Prevention Strategy
- Fraud and Corruption Prevention Procedures
- Procurement Policy

CEO Directive

- Staff Code of Conduct CEO Directive
- Protected Disclosure CEO Directive
- Risk Management CEO Directive

CEO Guidelines

- Disciplinary CEO Guideline
- Unsatisfactory Performance Management CEO Guideline
- Protected Disclosure Guidelines

Council Strategies

- Council Plan
- Risk Management Framework
- Relevant Instruments of delegation

Legislation

- Local Government Act 1989
- Protected Disclosure Act 2012
- Protected Disclosure Regulations 2013

5. Human Rights Charter

The Council acknowledges the legal responsibility to comply with the Charter of Human Rights and Responsibilities Act 2006 and the Equal Opportunity Act 2010. The Charter of Human Rights and Responsibilities Act 2006 is designed to protect the fundamental rights and freedoms of citizens. The Charter gives legal protection to 20 fundamental human rights under four key values that include freedom, respect, equality and dignity.

APPENDIX 1

Undertaking by the cardholder

STRATHBOGRIE SHIRE COUNCIL PURCHASING CARD

AGREEMENT AND ACKNOWLEDGMENT BY CARDHOLDER

Cardholder name:

Position:

Accountable Officer:

Authorised signatory:

I understand and agree that the Strathbogrie Shire Council purchasing card is issued to me on the express understanding that I have read, understood and accept my responsibilities as outlined in the Purchasing Card Policy. I further undertake to review the contents of that policy from time to time to ensure on-going compliance

USE

1. The purchasing card is the property of Strathbogrie Shire Council and is in my possession and under my strict control.
2. I will not permit the Strathbogrie Shire Council purchasing card to be used by any person other than myself.
3. I will only use the Strathbogrie Shire Council purchasing card for official purposes.
4. I will immediately report any suspected or known unauthorised use of the Strathbogrie Shire Council purchasing card to the Bank and the Senior Finance Officer (SFO).
5. I will not use the Strathbogrie Shire Council purchasing card to pay for expenses that have already been claimed (or will be claimed) by any form of allowance.
6. I can use the Strathbogrie Shire Council purchasing card to a maximum monthly credit limit of the amount allowed under the *Instrument of Delegation for Certain Financial Transactions*, with no cash advances to be made.
7. I understand that Council's procurement system should be used where possible in preference to the purchasing card.

MONTHLY RECONCILIATION

8. I will be issued with a monthly statement by the bank. I will ensure that all transactions that appear on the monthly statement are verified by me and that sufficient supporting documentation is attached to the monthly statement when it is submitted for approval. I will ensure that goods or services paid for using the Strathbogrie Shire Council purchasing card are actually delivered or provided. I will ensure that each transaction appearing on the bank statement is appropriately coded for accounting purposes.

9. I will sign the monthly statement provided by the bank to indicate that the transactions appearing on the statement have been made only for official purposes. I will supply additional evidence of official purposes if requested.
10. I will ensure that credits are requested in relation to transactions made using the Strathbogie Shire Council purchasing card as soon as I become aware of the need for a credit, for example, where a good or service is not delivered or not provided in accordance with original expectations.

CHANGE IN CARDHOLDER DETAILS

11. I will immediately advise the SFO of any change in my name or contact details.

UPON RESIGNATION OR TRANSFER

12. I will immediately return my Strathbogie Shire Council purchasing card to the SFO if I resign or retire, or if my services as an employee of the Strathbogie Shire Council are otherwise terminated.

LOST OR STOLEN CARDS

13. I will immediately report the loss or theft of my Strathbogie Shire Council purchasing card to the Bank (24 hour service) and the SFO.

DECLARATION

14. I confirm that I have access to only one Strathbogie Shire Council purchasing card.
15. I acknowledge receipt of the policy entitled "Purchasing Card Policy."
16. I have been briefed on all aspects of the operation and use of the Strathbogie Shire Council purchasing card.

Date: / /

.....
Signature of *cardholder*

.....
Name of Cardholder

APPENDIX 2

Important Phone Numbers

Council:	
Senior Finance Officer	5795 0164
National Australia Bank:	
General Enquiries	13 22 65
Lost Cards 24 hours/7 days	1800 033 103

APPENDIX 3

Responsibility of staff involved in the use, approval and payment of corporate credit cards.

Action	Assigned User	Approver	Payment processing
Usage of purchasing card	Assigned users must comply with the Purchasing card policy. Failure to do so may result in misuse which may result in revocation of the card and disciplinary action.	<p>The CEO is authorised to approve the issuing of purchasing cards. Details should be maintained on the assigned user's personnel file for audit purposes.</p> <p>Supervisors, Managers and Directors will monitor their employee's usage and compliance with this policy.</p> <p>The Mayor will monitor the CEOs usage and compliance with this policy.</p>	<p>The Senior Finance Officer checks the bank statement and tax invoices and reports any suspected misuse to the Manger Finance.</p> <p>The Manager Finance will investigate and report any evidence of misuse to the CEO (or Mayor if the misuse is by the CEO).</p>
Tax invoices	Assigned users must provide a tax invoice for every transaction. In limited situations, a Statutory Declaration can be accepted, and it must provide full details of expenditure including reason for expenditure, amount, supplier details and date of purchase.	Director approving the expenditure must not also witness statutory declaration. The Director must check that all details are included in the statutory declaration and that it has been witnessed appropriately. Director must discuss with the assigned user repeated failure to provide tax invoices and rectify. Repeated failure to provide tax invoices may indicate fraud.	The Senior Finance Officer checks all details provided in the statutory declaration and reconciles to the bank statement.
Examination of non-compliance	Assigned users must not breach this policy. Breaches and repeated failure to provide tax invoices where it is reasonable for them to be provided will be investigated.	The Manager Finance will investigate breaches and repeated failure to provide tax invoices. If examining a user within the same directorate, an examiner will be appointed by the CEO.	The Director will approve the expenditure once the examination has been completed and the Director is satisfied that the purchases comply with this policy. This decision should be documented to ensure full transparency of the decision.

APPENDIX 4

State of Victoria

Statutory Declaration

I, _____
[full name]

of _____
[address]

_____,
[occupation]

do solemnly and sincerely declare that:- I have made the following purchases for business use: <insert details of good and services>

Supplier name:<insert supplier name>

Date of purchase:<insert date of purchase>

Supplier ABN:<insert supplier ABN if known>

Purpose of purchase:<insert business purpose for the purchase>

I declare that this purchase complies with all Council policies, procedures and CEO Directives. I declare that the reason I do not have a tax invoice for this purchase is:<insert the reason>

I acknowledge that this declaration is true and correct, and I make it with the understanding and belief that a person who makes a false declaration is liable to the penalties of perjury.

Declared at _____

this _____ day of _____ 20____
Signature of person making this declaration
[to be signed in front of an authorised witness]

Before me,

.....
Signature of Authorised Witness

The authorised witness must print or stamp his or her name, address and title under section 107A of the *Evidence (Miscellaneous Provisions) Act 1958* (as of 1 January 2010), (previously *Evidence Act 1958*), (eg. Justice of the Peace, Pharmacist, Police Officer, Court Registrar, Bank Manager, Medical Practitioner, Dentist)

9.7.5 Sustainable Development Reference Group
- Draft Minutes of the Meeting held on Monday 16 May 2016

Author & Department

Director, Sustainable Development / Sustainable Development Directorate

Disclosure of Conflicts of Interest in relation to advice provided in this report

The author of this report and officers/contractors providing advice in relation to this report do not have a direct or indirect interest, as provided in accordance with the Local Government Act 1989.

Summary

Attached are the draft Minutes of the Sustainable Development Reference Group meeting held on Monday 16 May 2016 for Council's endorsement.

RECOMMENDATION

That the draft Minutes of the Sustainable Development Reference Group meeting held on Monday 16 May 2016 be endorsed.

80/16 CRS WILLIAMS/SWAN : That the Recommendation be adopted.

CARRIED

Background

The Strathbogie Shire Council has appointed a Sustainable Development Reference Group. The Committee is a Reference Group of Council and not a decision making body.

The key responsibility of the Committee is to provide feedback and advice to Council on the following objectives:

- Providing for the fair, orderly, economic and sustainable use and development of public land.
- Protecting natural resources and maintaining the ecological processes and genetic diversity.
- Securing safe and liveable urban and rural environments.
- Conserving and enhancing culturally or socially significant buildings or areas.
- Facilitating sustainable development.
- Balancing the present and future interests of all Shire residents and visitors.

Alternative options

The author and other officers providing advice in relation to this report have considered potential alternative courses of action. No feasible alternatives have been identified.

9.7.5 Sustainable Development Reference Group
– Draft Minutes of the Meeting held on Monday 16 May 2016 (cont.)

Risk Management

The author of this report considers that there are no significant Risk Management factors relating to the report and recommendation.

Strategic links - policy implications and relevance to Council Plan

The Committee formation was an action from the Council Plan.

Best Value / National Competition Policy (NCP / Competition and Consumer Act 2010 (CCA) implications

The author of this report considers that the report is consistent with Best Value, National Competition Policy and Competition and Consumer Act requirements..

Financial/Budgetary implications

Costs associated with the administration of the Committee are contained within the current operational budget of the Sustainable Development Directorate.

Economic implications

The Committee has an objective of facilitating sustainable development for the Shire which will drive / position economic outcomes for the community.

Environmental/Amenity implications

The Committee has an objective in protecting natural resources and maintaining the ecological processes and genetic diversity. This has positive implications for the community.

Community implications

The Committee is about engaging the community and providing a conduit for community feedback direct to the Council. This is a positive outcome for Council and the community.

Victorian Charter of Human Rights and Responsibilities Act 2006

The author considers that the recommendation does not limit any human rights under the Victorian Charter of Human Rights and Responsibilities Act 2006.

Legal/Statutory implications

The Committee formation complies with the relevant legislation.

Consultation

Refer attached minutes.

Attachments

Draft Minutes of the Sustainable Development Reference Group meeting held on Monday 16 May 2016.

Minutes

Strathbogie Shire Sustainable Development Reference Group

16th May 2016

Time commenced 6:00pm

Attendees – Cr Graeme Williams(Chair), Charlie Brydon, Andrew Dunning, Peter Robinson, Peter Scott, Phil Howard, David Jamieson, Wendy Lunghusen, Shirley Saywell, Malcolm Little, Emma Kubeil, Neil Devanny & Kerri Robson

1. **Welcome** from Cr Graeme Williams
2. **Apologies** –Ben Kneebone, Roger Simpson, Sue Paton, Darren Ritchie
3. **Welcome to Country**

We acknowledge and pay respect to the traditional owners of the land, the Taungurung and Yorta Yorta people. It is upon their ancestral lands that Strathbogie Shire Council is located. We pay respect to their elders, past and present.

We also recognise the custodial efforts of non-traditional owners of the land, including farmers, and encourage responsible and forward thinking land use practices for the benefit and enjoyment of present and future generations.

4. **Acceptance of Minutes**
Minutes of previous meeting were not available.

5. **Weed & Pest Control - Landcare**

Andrew Dunning gave a Power Point presentation regarding the costs to our community of pest plants & animals (See attached)

Neil Devanny and Kerri Robson were able to provide additional comments: -

- Monitoring and maintenance of pests is essential.
- It is far cheaper to maintain a pest program than to let it lapse and have to start again.
- There are always new threats, e.g., Chilean Needle Grass. This is a serious weed problem that now affects both crop and animal farming, as the seeds can be transported in fleece and hides. Our shire has not been as proactive as other neighbouring shires in community education regarding this problem.
- Landcare's rabbit reduction program has been very successful in reducing rabbit numbers and has now reached maintenance levels.
- The cost of auditing and enforcing compliance is low compared to the economic costs of no action.
- Pests are a risk to the **biosecurity** of our shire.

Recommendations: -

- **Instigate pest (plant & animal) controls and clean-up on rural landowners receiving Council's discount on property rates.**
- **Support Council and community's efforts to achieve sustainable development of Shire to ensure its capacity to endure and prosper.**
- **Cost of this position could be shared via a partnership between Strathbogie Shire Council and Landcare.**
- **Environment & Land Management Project Officer position to be supported and guided by a permanent reference group.**

Discussion of recommendations

- Having an Environmental & Land Project Officer would be advantageous in applying for funding to engage and deliver community education regarding problems with pests.
- Adjoining shires all have someone employed in this capacity.
- A shared position with Landcare might involve 3 days with the Shire (funded by Shire) and 2 days with Landcare (funded by Landcare).
- Properties on small acreage are not eligible for the rate subsidy. A different approach would be required for them. The officer could approach new landowners and assist them to seek help from Landcare/ Landcare subsidies.
- They could also approach specific properties that were evidently not maintaining a pest program.
- Whatever scheme is adopted can be targeted to achieve the best results but we definitely need a scheme of some kind.
- The committee recommended that this proposal be presented as a Budget Submission. Andrew is happy to do that. He also has 2 letters of support from CMA and DELWP.

MOTION by Peter Robinson - To present proposal to Council (via Budget Submission)

SECONDED – David Jamieson

MOTION CARRIED UNANIMOUSLY

6. Forest Wood Queries

- In response to an individual's enquiry to DELWP regarding Forest Wood Collection, various ideas and suggestions were submitted to the group for consideration.
- **Shirley will take these to the Forestry Group and discuss in the context of the Sustainable Forest policy.**
- **Phil to give Shirley contact details regarding this enquiry. She will then report back to this group at our next meeting.**
- Do we know of any environmental policy regarding burning timber for heat?
- Does Council have any environmental policy regarding this? It would be good to have one.
- Shirley noted that most of the cleared timber from 2014 Creighton's Creek fires was not accessible for people to collect, and was burnt in the open air. This is a terrible waste of energy. Discussions have been ongoing with CMA regarding a better way to deal with lost timber.

7. Solar Power Storage Initiatives

- Discussion regarding a letter from Malcolm Wrest to Mayor Colleen Furlanetto.
- The intention of the letter was unclear but the idea of pursuing opportunities for storing/sharing solar energy has merit.
- **It was proposed that Emma Kubeil source a speaker for the next meeting to present current and future renewable energy opportunities, as well as a state government representative to indicate funding opportunities. (Also possibly an energy provider?) Malcolm Wrest may be invited to attend the meeting also.**
- Like the forest wood query, it would be good to develop a policy regarding renewable energy within the Shire, and include the use of firewood within the framework.

- At the moment SP AusNet are not very supportive of government and energy providers regarding the expansion of renewable energy.
- Ideally we should be ready with a plan to take advantage of renewable energy opportunities when they inevitably happen.

8. Items from the Floor

Energy Efficient Vehicles (Shirley Saywell)

- Shirley reported that as part of the Greater City of Shepparton new fleet guidelines they are transitioning their passenger fleet to hybrid vehicles.
- Can our Shire also look more closely at developing a fleet guideline such as this?
- It was proposed that a representative from Greater Shepparton present their fleet program initiative, including as cost assessment, to the group at our meeting in August.
- Malcolm thought that this initiative may fall within the shared services of the Goulburn Valley Regional Collaborative Alliance.
- Are we looking at the energy efficiency of diesel passenger vehicles?
- Energy efficiency & heating all fall within an overall energy policy that contributes to financial sustainability as well.

BEE Initiative - present Budget Submission for a Business/Economic Survey (Andrew Dunning)

- BEE would like to conduct a survey to find out the things that are missing within our business community, for example the gaps and lack of opportunities for local businesses and traders in our Shire.
- It would be conducted as an online survey, with initial invitations by mail and subsequent advertising to try and capture as many businesses/sole traders as possible. It will try and capture all business including those based outside that trade within the shire, farmers and contractors.
- Nagambie Lakes Commerce & Tourism have been invited to be involved.
- BEE sees this survey as vital to obtaining Shire wide information to assist in developing initiatives, funding requests and providing information to prospective new businesses. The data it collects should assist in predicting future employment numbers, opportunities and training gaps.
- Shire can assist with wording of the survey to convey the right tone of encouragement and benefit for the participant.
- The data will be held by the Shire and they will use the Remplan program and Shire Privacy guidelines to create a database of participants.
- This data has the potential to contribute to the Economic Development policy and potentially any future Sustainable/Renewable Energy Policy and energy requirements within the Shire.

ECEC Update (Request from David Jamieson)

- The long term future of these services is not known.
- ECEC is currently in the hands of an administrator. The Shire is acting in an advisory role.
- The Centrelink services have been advertised.

What development is currently going on within the Shire?

(Peter Scott)

In response to Peter Scotts question Phil gave a brief summary of some of the major developments current occurring within the Shire.

- Nagambie has a proposal for a new industrial zone. (A report will be on our website this Friday)
- The old Nagambie Council Depot is now a residential subdivision.
- Elloura are proposing more development and have been in discussions with Gerry Ryan and Mitchelton Winery.
- Avenel is experiencing growth due to its low density/rural living and proximity to Melbourne.
- Mangalore Airport has entered into an agreement to provide more pilot training. This will result in more infrastructure and accommodation, as well as an upgrade to the runway.
- Euroa has a new residential subdivision at Balmattum Hill. The old eel factory in Graham St has a new owner who will convert the factory into an egg grading facility. This and the new egg production facility in Drysdale road will create jobs and represent \$7M in investment.
- Violet Town is experiencing growing building activity.

The importance of securing water supply

(Peter Scott)

- Do Council have any initiatives regarding securing water supply?
- Due to the short political cycle the commitment to long term solutions is not forthcoming from government.
- GMW still aim to cover channels.
- **Phil suggested that we could invite GVW to speak to the group?**

Proposal to store contaminated soil in Nagambie mines

(Peter Robinson)

- The licence application is still with the EPA.

Seven Creeks Track

(Charlie Brydon)

- Charlie spoke with Director Asset Services. He was able to confirm that the Cultural Heritage Study has been done, and that Apex were fully supportive of the track upgrade.
- Apex will shortly commence repairs to the degraded parts of the track beside Parker St.

The Chair thanked everyone for their time and effort & the meeting closed at 7.40pm

Next meeting – Monday 27th June at 6pm

Minutes respectively submitted by Wendy Lunghusen 17th May, 2016

9.7.6 Proposed Sale of Lot 1 on Title Plan 711761W - 59 Hill Street Longwood

Author & Department

Executive Manager, Corporate and Community / Corporate and Community Directorate

Disclosure of Conflicts of Interest in relation to advice provided in this report

The author of this report and officers/contractors providing advice in relation to this report do not have a direct or indirect interest, as provided in accordance with the Local Government Act 1989.

Summary

The proposed sale of Lot 1 on Title Plan 711761W, 59 Hill Street Longwood was advertised in the Euroa Gazette on 27th April 2016.

Submissions under Section 223 of the Local Government Act 1989 were invited.

No submissions were received.

RECOMMENDATION

That Council sells Lot 1 on Title Plan 711761W 59 Hill Street, Longwood, by public sale at market value.

81/16 CRS LITTLE/STORER : That the Recommendation be adopted.

CARRIED

Background

Council was approached in 2014 by Longwood residents to remove the derelict house located at 59 Hill Street Longwood for safety and amenity reasons. The home had been abandoned for a long period of time. The owners of the property owed \$12,000 in outstanding rates and charges at that time and all attempts to contact them had failed.

In addition, the Westpac bank held a mortgage on the property and all attempts to engage with the bank to clean up the site and foreclose on the property failed. By February 2014 the Westpac bank had ceased all communications with Council.

In March 2014, Council sought legal advice on the options available and to assist in identifying the best course of action. A formal decision was made by Council at its meeting on 17 June 2014, to authorise the Director Sustainable Development to:

1. Commence the statutory procedures under section 181 of the Local Government Act (Vic) to transfer to Council the properties contained in Crown Grant Volume 0588 Folio 537 and Volume 6378 Folio 578, together known as 59 Hill Street, Longwood, for unpaid rates; and
2. Sign and seal all appropriate documentation to finalise the transfer; and
3. Demolish the existing dwelling when transferred to Council ownership.

9.7.6 Proposed Sale of Lot 1 on Title Plan 711761W - 59 Hill Street Longwood (cont.)

The process to acquire the property ran during the period July 2014 until December 2014. The transfer of land under S181 of the *Local Government Act 1989* occurred on 1 May 2015.

The titles for the property were consolidated and a new title issued, described as Lot 1 on Title Plan 711761W Volume 11586 Folio 911, and dated 21/7/15.

This property is excess to Council requirements and can now be sold subject to the requirements under the *Local Government Act 1989*. Monies raised through the sale are expected to offset all cost incurred by Council.

Alternative Options

The author and other officers providing advice in relation to this report have considered potential alternative courses of action. No feasible alternatives have been identified.

Risk Management

The author of this report considers that there are no significant Risk Management factors relating to the report and recommendation.

Strategic Links – policy implications and relevance to Council Plan

The author of this report considers that the report is consistent with Council Policies, key strategic documents and the Council Plan.

Best Value / National Competition Policy (NCP / Competition and Consumer Act 2010 (CCA) implications

The author of this report considers that the report is consistent with Best Value, National Competition Policy and Competition and Consumer Act requirements.

Financial / Budgetary Implications

The author of this report considers that the recommendation has no capital or recurrent budget considerations.

Economic Implications

The author of this report considers that the recommendation has no significant economic implications for Council or the broader community.

Environmental / Amenity Implications

The author of this report considers that the recommendation has no significant environmental or amenity implications for Council or the broader community.

Community Implications

The author of this report considers that the recommendation has no significant community or social implications for Council or the broader community.

Victorian Charter of Human Rights and Responsibilities Act 2006

The author of this report considers that the recommendation does not limit any human rights under the Victorian Charter of Human Rights and Responsibilities Act 2006.

9.7.6 Proposed Sale of Lot 1 on Title Plan 711761W - 59 Hill Street Longwood (cont.)

Legal / Statutory Implications

This recommendation complies with the requirements of Section 223 of the *Local Government Act 1989*.

Consultation

Community consultation has been completed during the Section 223 process.

Attachments

Nil

9.7.7 Community Satisfaction Survey Results - 2016

Author / Department

Manager, Community Relations / Community Relations Department

Disclosure of Conflicts of Interest in relation to advice provided in this report

The author of this report and officers/contractors providing advice in relation to this report do not have a direct or indirect interest, as provided in accordance with the Local Government Act 1989.

Summary

Council has taken part in the Local Government Community Satisfaction Survey for over 10 years now however, recently, whilst understanding the need for the survey to fulfill audit requirements, Council felt it was lacking a broader understanding of community sentiment toward Council whilst allowing a mechanism for open and transparent community feedback.

With what can be considered an excellent sample rate of 25% (plus a further 400 phone survey responses), the messages from our community have been sent loud and clear in the attached report.

The aim of the report attached, is to provide Councillors with an informed base for future decision making. It also provides base data to develop future action plans for improvement.

The report also contains the JWS Research; as you will see there are many consistencies in the scores with our own Council research including customer service, advocacy and overall performance.

RECOMMENDATION

That Council:

- 1. Confirm that the information contained in this report is accepted as a clear indication of community sentiment regarding overall Council performance.**
- 2. Congratulate the community for participating in this extensive community consultation process.**
- 3. Develop a Community Satisfaction Action Plan – to incorporate this feedback into constructive actions for improvement.**
- 4. Support a Community Satisfaction Survey of similar reach within the Strathbogie Shire for 2017.**

82/16 **CRS SWAN/WILLIAMS** : *That the Recommendation be adopted.*

CARRIED

9.7.7 Community Satisfaction Survey Results – 2016 (cont.)

Background

The Community Satisfaction Survey was conducted over a period of 3 months from Monday 4th April to Monday 16th May 2016, with access provided in both hardcopy and electronic formats for accessibility.

Of 5,000 surveys distributed, 1233 were completed by the 16th May closing date.

The Community Satisfaction Survey provided a reach to over 25% of the Strathbogie Shire (plus a further 400 phone surveys by JWS Research). Surveyed residents fulfilled our target of accessing feedback from a variety of age groups, genders, townships and Industries.

The most outstanding of all results, were the “happiness factors” of living in the Strathbogie Shire, as a whole achieving a result over 70% and over 61% saying they would recommend living in the Strathbogie Shire to a friend or colleague.

Other standouts also include the customer service results, where over 70% of all residents said front desk staff in both Euroa and Nagambie were doing either a fantastic or good job. This is consistent with the independent JWS Research results, where customer service improved its ranking by 6 points to a total of 70.

One of the recommendations listed in this report is the development of an action plan to work through all of the results to identify areas where improvements can be made across the whole organization, particularly in areas that had a low satisfaction level.

Alternative Option

The author and other officers providing advice in relation to this report have considered potential alternative courses of action. No feasible alternatives have been identified.

Risk Management

There will be an overriding expectation in the community that the results are used for improvements across the organization. Should Council not take the feedback on board, any future attempts at gaining feedback from the community will be jeopardized through a lack of action and diminished levels of trust.

Strategic Links – policy implications and relevance to Council Plan

The author of this report considers that the report is consistent with Council Policies, key strategic documents and the Council Plan.

Best Value / National Competition Policy (NCP / Competition and Consumer Act 2010 (CCA) implications

The author of this report considers that the report is consistent with Best Value, National Competition Policy and Competition and Consumer Act requirements

Financial / Budgetary Implications

Financial / budgetary implications will be revealed in the items that go into the recommended action plan.

9.7.7 Community Satisfaction Survey Results – 2016 (cont.)

Economic Implications

As above

Environmental / Amenity Implications

The author of this report considers that the recommendation has no significant environmental or amenity implications for Council or the broader community.

Community Implications

It is now important that Council communicates the results of this report in both an open and transparent nature, to ensure that they are well informed on the process forward.

Victorian Charter of Human Rights and Responsibilities Act 2006

The author of this report considers that the recommendation does not limit any human rights under the Victorian Charter of Human Rights and Responsibilities Act 2006.

Legal / Statutory Implications

The author of this report considers that the recommendation has no legal or statutory implications which require the consideration of Council.

Consultation

This report has been developed solely through consultation with the Strathbogie Shire Community. It is recommended that the community is kept well informed on the results.

Attachments

Community Satisfaction Survey 2016



Community Satisfaction Survey Results 2016

Each year, the Strathbogie Shire takes part in a Local Government Community Satisfaction Survey, as part of its audit requirements under the Local Government Act.

In 2016, Council decided it was time to expand this original survey and reach out to over 5,000 residents, asking for feedback and providing residents with adequate opportunity to voice any concerns. This report holds its findings.

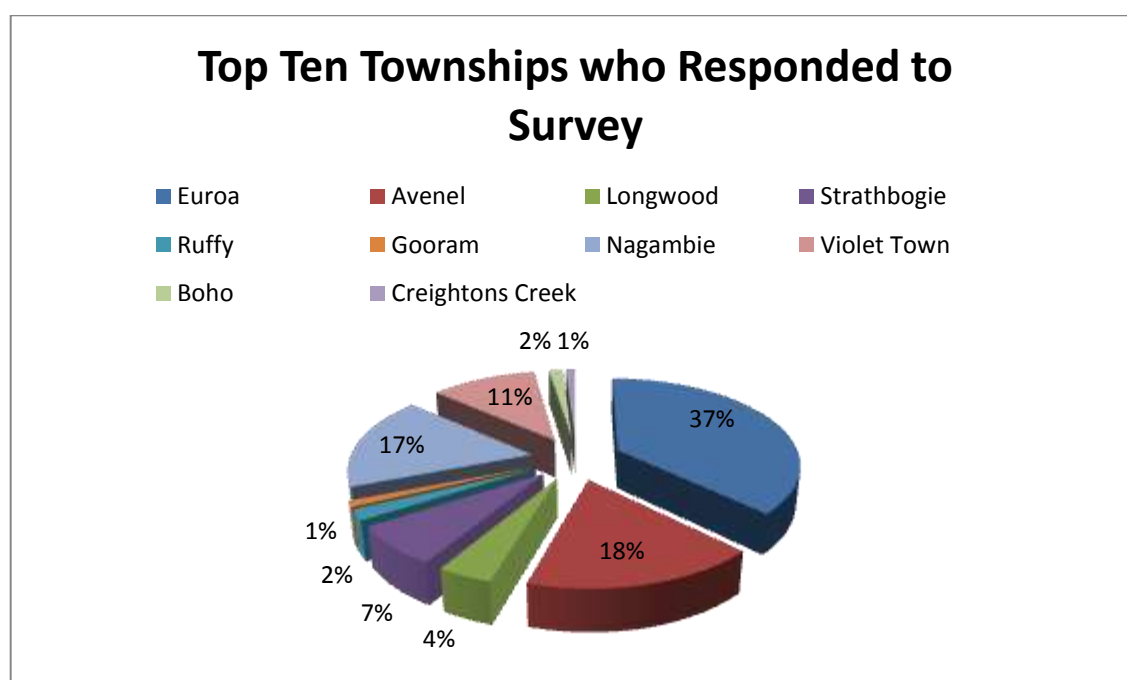
Report Author / Survey Organiser:
Purdey Wikman – Manager Community Relations

Table of Contents

Page 3	Demographics (Location)
Page 4	Demographics (Age and Gender)
Page 5	Demographics (Industry)
Page 6	Demographics (Residency)
Page 7	The Happiness Factor – Living in this Shire
Page 8	Interaction with Council
Page 9	Top Ten Reasons for Contacting Council
Page 10	Friendly, Helpful and Professional Staff
Page 11	The Happiness Factor – Standard of Roads
Page 12	The Happiness Factor – Standard of Footpaths
Page 13	Quality of Service – Outdoor Teams
Page 14	Quality of Service – Customer Service Staff in Euroa and Nagambie
Page 15	Responsiveness to Questions and Concerns
Page 16	Most Important Services within Council
Page 17	Most Important Services within Council continued...
Page 18	Best Method of Communicating with our Residents
Page 19	Recommend living in the Strathbogie Shire to a friend or colleague?
Page 20	Advocate for the Community and Represent on Key Local Issues
Page 21	Satisfaction on Overall Council Performance
Page 22	Net Ranking Scores
Page 23	JWS Research – Phone Survey Results (400 responses – audit req)
Page 24	JWS Research – Phone Survey Results (400 responses – audit req)

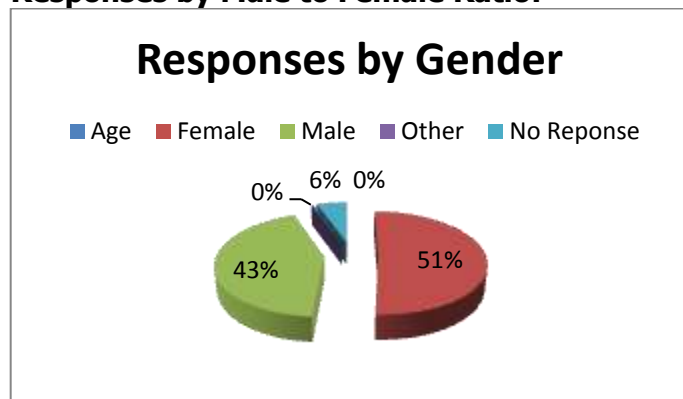
Community Satisfaction Survey Results 2016 (Hardcopy and Survey Monkey)

Hardcopy Surveys distributed: 5,000
Responses: 1,233
Hardcopy Survey Response Rate: 25%
Demographics:



Euroa	456 responses	Nagambie	213 responses
Violet Town	136 responses	Avenel	104 responses
Strathbogie	89 responses	Longwood	50 responses
Ruffy	24 responses	Boho	18 responses
Gooram	14 responses	Creighton's Creek	12 responses

Responses by Male to Female Ratio:

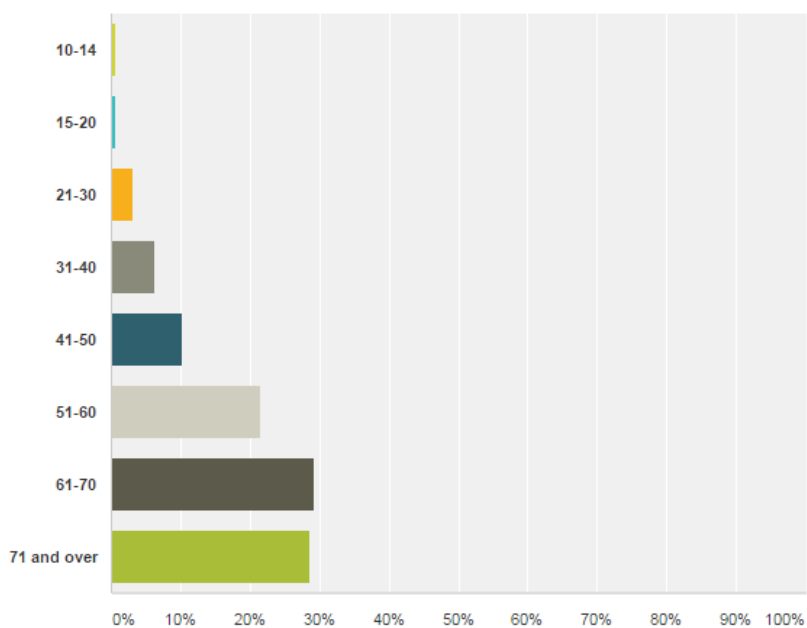


Female 628 responses Male 535 responses
Other 3 responses No Responses 67 skipped this question

Responses by Age:

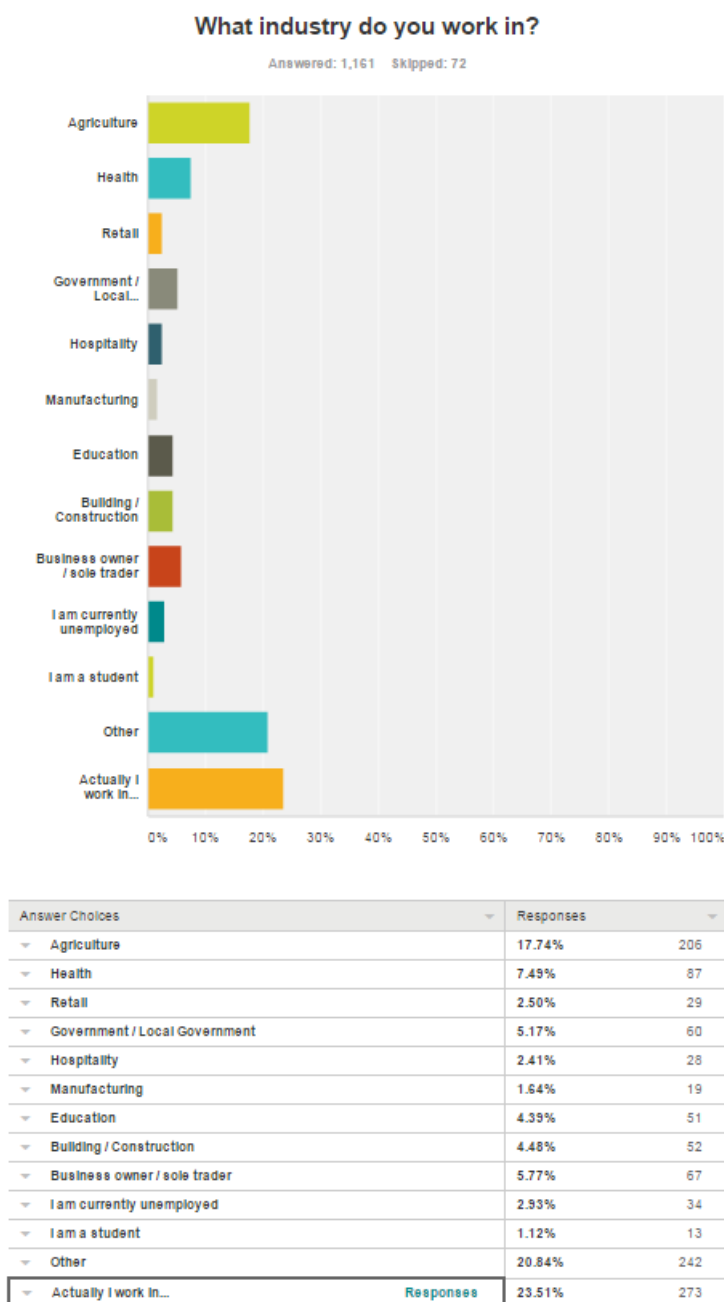
Please specify your age range

Answered: 1,218 Skipped: 15



Answer Choices	Responses
10-14	0.57% 7
15-20	0.57% 7
21-30	3.04% 37
31-40	6.24% 76
41-50	10.26% 125
51-60	21.43% 261
61-70	29.23% 356
71 and over	28.65% 349
Total	1,218

Responses by Industry:



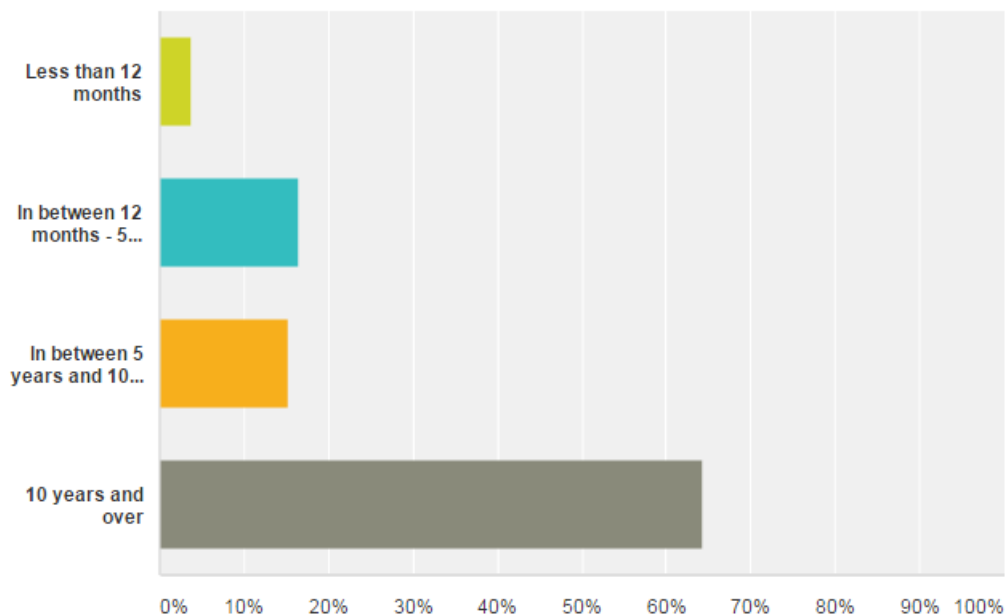
Retirees accounted for 175 responses in the "Other" category

**In the other category, other notable trends included a further 20 responses that were agriculture based activities ranging from viticulture, hobby farming, poultry farming and the equine industry. (no further trends came through).*

Responses by length of residency:

How long have you been a resident of our Shire?

Answered: 1,201 Skipped: 32

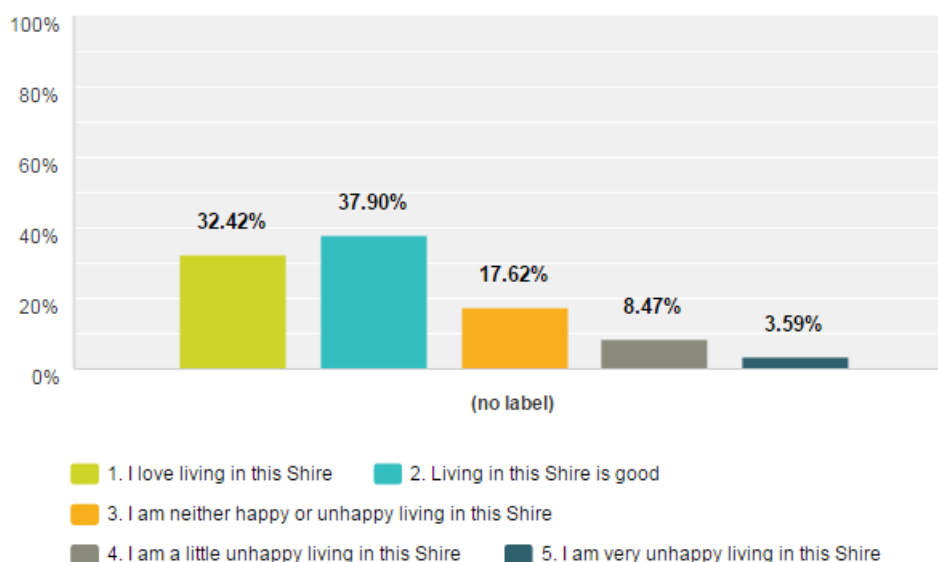


Answer Choices	Responses
Less than 12 months	3.75% 45
In between 12 months - 5 years	16.57% 199
In between 5 years and 10 years	15.32% 184
10 years and over	64.36% 773
Total	1,201

Responses by Happiness Factor:

How happy are you living in the Strathbogie Shire?

Answered: 1,169 Skipped: 64



	1. I love living in this Shire (1)	2. Living in this Shire is good (2)	3. I am neither happy or unhappy living in this Shire (3)	4. I am a little unhappy living in this Shire (4)	5. I am very unhappy living in this Shire (5)	Total	Weighted Average
(no label)	32.42% 379	37.90% 443	17.62% 206	8.47% 99	3.59% 42	1,169	3.87

*Over 70% of all responses we either happy or very happy living in this Shire.

*Only 12% of all responses were a little unhappy or very unhappy living in this Shire.

Euroa Happiness Factor – Over 74%

Avenel Happiness Factor – Over 67%

Nagambie Happiness Factor – Over 71%

Violet Town Happiness Factor – Over 57%

Strathbogie Happiness Factor – Over 70%

Longwood Happiness Factor – Over 69%

Ruffy Happiness Factor – Over 82%

Graytown Happiness Factor – 28%

Happiness Factor if you are under 41 years of age – Over 73%

Happiness Factor if you are over 41 years of age – Over 70%

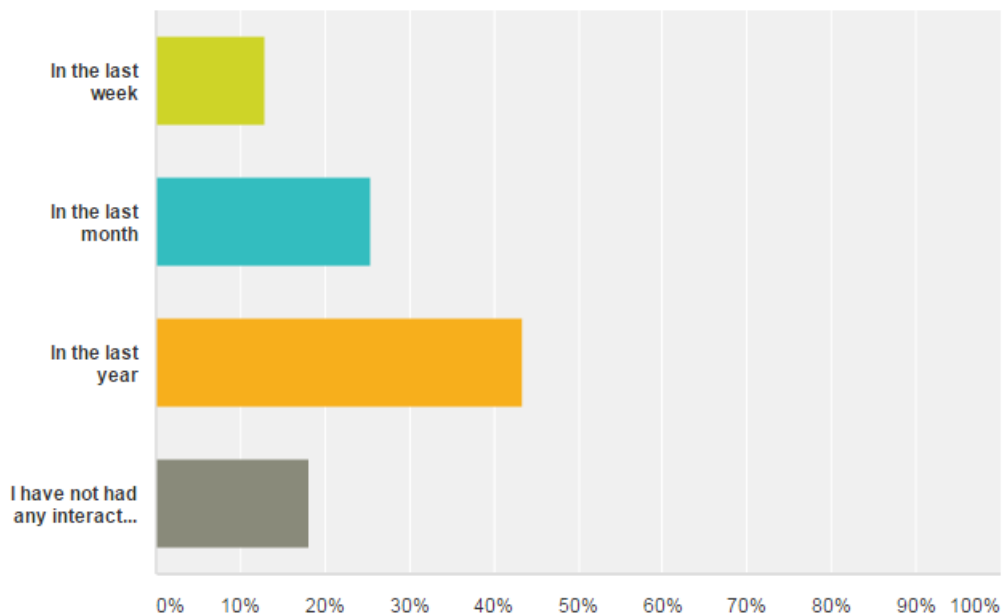
Net Ranking Score

7.0

Response by last interaction with Council:

How recent was your last interaction with Council?

Answered: 1,189 Skipped: 44



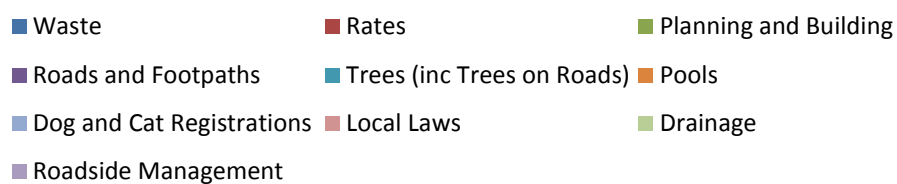
Answer Choices	Responses
▼ In the last week	12.95% 154
▼ In the last month	25.40% 302
▼ In the last year	43.40% 516
▼ I have not had any interaction with Council	18.25% 217
Total	1,189

*Over 81% of all responses were based on real interaction with Council in the last 12 months

* 18% of all responses have no interaction or foundation to base their opinion of Council on.

*Please take into account that this provides an 18% margin for error, where 217 responses were based what people have heard about Council from others (reputation) rather than their own experiences.

Top 10 Reasons for Contacting Council



Total responses – 1004

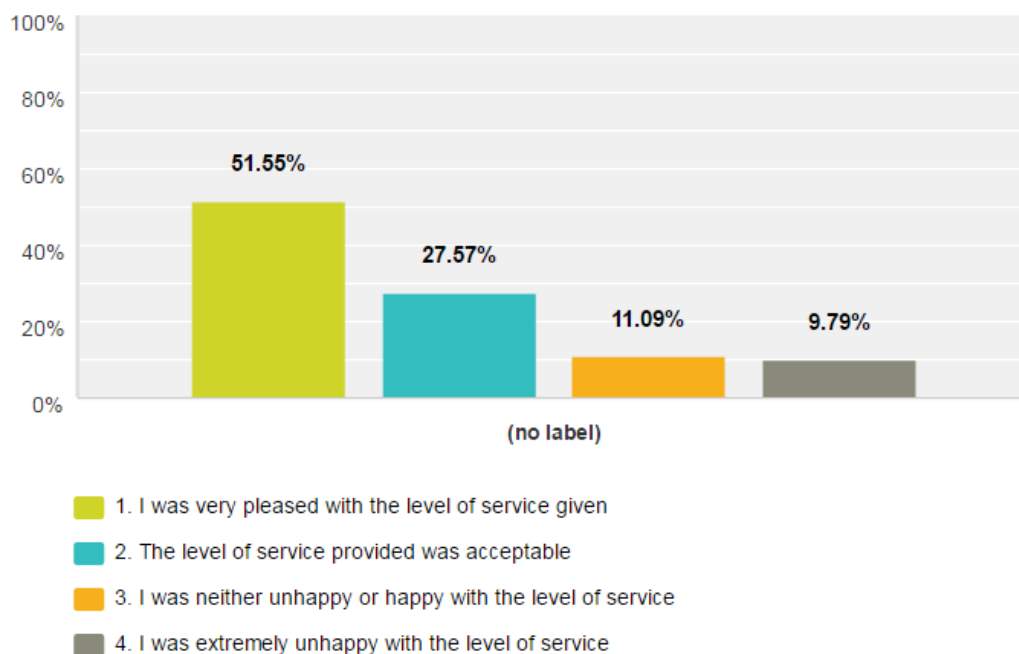
1. 205 – Waste Enquiries
2. 148 – Rates Enquiries
3. 129 – Planning and Building Enquiries
4. 110 - Roads and Footpaths
5. 101 – Trees (including Trees on roads)
6. 88 - Pools (including Pools Survey)
7. 65 - Dog and Cat Registrations
8. 55 – Local Laws
9. 23 – Drainage
10. 20 - Roadside Management

*Other enquiries that didn't make the top ten (remaining 60 responses) included burning off, tourism, disabled parking, Euroa Cinema, Grants, Waterways, addressing, Violet Town Depot, cat traps and other general enquiries.

Response in assessment of friendly, helpful and professional staff:

Were our staff friendly, helpful and professional?

Answered: 1,001 Skipped: 232



	1. I was very pleased with the level of service given (1)	2. The level of service provided was acceptable (2)	3. I was neither unhappy or happy with the level of service (3)	4. I was extremely unhappy with the level of service (4)	Total	Weighted Average
(no label)	51.55% 516	27.57% 276	11.09% 111	9.79% 98	1,001	4.11

*Over 79% of all responses stated that the level of service provided by Council was acceptable and above.

Comments provided include many pleasantries with service provided, however in the negative, several customers felt that Council was passing the buck and that their comments had not been taken seriously or brushed aside. Better follow up could be provided with Customers here.

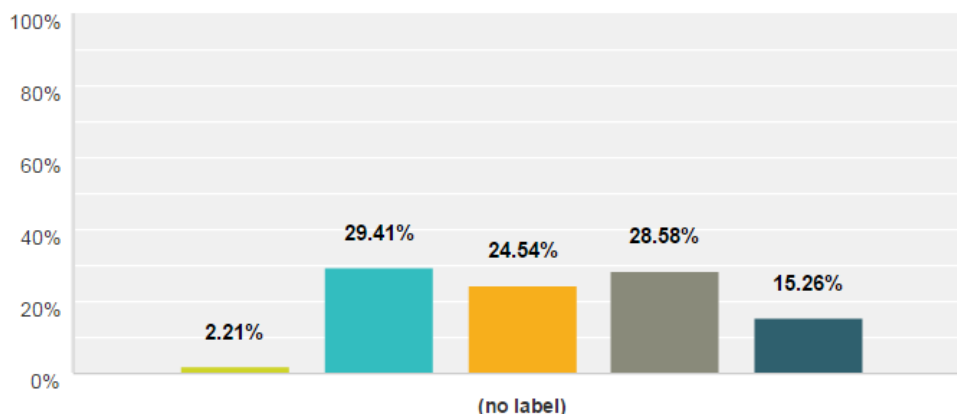
Net Ranking Score

7.9

Response by happiness with the standard of roads in our local area:

Are you happy with the current standard of roads in your local area?

Answered: 1,088 Skipped: 145



- 1. The local roads are of an excellent standard
- 2. The local roads are of a good standard
- 3. I am neither happy or unhappy with the standard of local roads
- 4. I am unhappy with the standard of our local roads
- 5. I am extremely unhappy with the standard of our local roads

	1. The local roads are of an excellent standard (1)	2. The local roads are of a good standard (2)	3. I am neither happy or unhappy with the standard of local roads (3)	4. I am unhappy with the standard of our local roads (4)	5. I am extremely unhappy with the standard of our local roads (5)	Total	Weighted Average
(no label)	2.21% 24	29.41% 320	24.54% 267	28.58% 311	15.26% 166	1,088	2.75

*Answers indicate a higher level of customer dissatisfaction in the standard of roads to satisfaction.

*over 43% of all responses indicated that they were unhappy or extremely unhappy with the standard of our local roads.

*over 24% are undecided – this is quite high.

*key words in comments provided indicate dissatisfaction with standard of grading of many unsealed roads, dangerous was the most common descriptor for this.

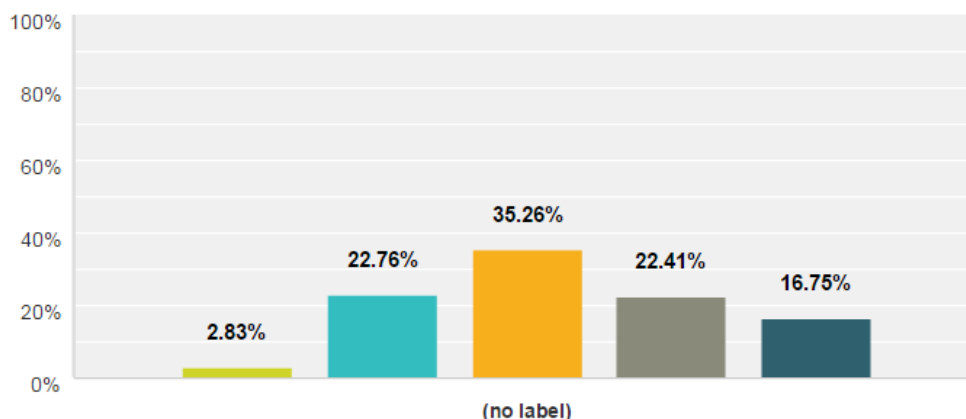
Net Ranking Score

3.1

Response by happiness with footpaths in our local area:

Are you happy with the footpaths in your local area?

Answered: 848 Skipped: 385



- 1. The local footpaths are of an excellent standard
- 2. The local footpaths are of a good standard
- 3. I am neither happy or unhappy with the standard of local footpaths
- 4. I am unhappy with the standard of our local footpaths
- 5. I am extremely unhappy with the standard of our local footpaths

	1. The local footpaths are of an excellent standard (1)	2. The local footpaths are of a good standard (2)	3. I am neither happy or unhappy with the standard of local footpaths (3)	4. I am unhappy with the standard of our local footpaths (4)	5. I am extremely unhappy with the standard of our local footpaths (5)	Total	Weighted Average
(no label)	2.83% 24	22.76% 193	35.26% 299	22.41% 190	16.75% 142	848	2.73

*A higher level of responses leaned toward being unhappy or extremely unhappy with the standard of local footpaths with a result of over 39%

*Less than 25% of all responses indicated they thought footpaths were good to excellent. A high level of indecision is also present here – over 35% of responses.

*A majority of responses received stated there were no footpaths in their area to comment on.

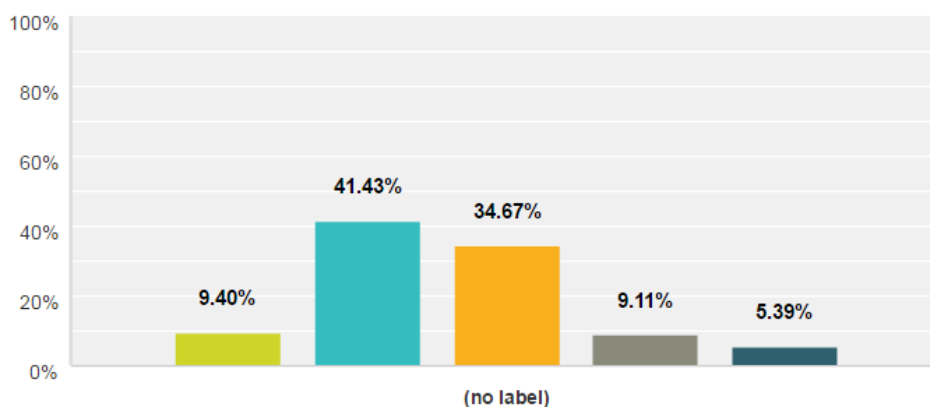
Net Ranking Score

2.5

Response by quality of services provided by our outdoor teams:

How do you rate the quality of services provided by our outdoor (works / depot) teams?

Answered: 1,021 Skipped: 212



- 1. Our outdoor teams are doing a fantastic job maintaining roads, footpaths, parks and gar...
- 2. Our outdoor teams are doing a good job maintaining roads, footpaths, parks and gardens
- 3. I am neither happy or unhappy with the job our outdoor teams are doing
- 4. I am unhappy with the work our outdoor teams are doing
- 5. I am extremely unhappy with the work our outdoor teams are doing

	1. Our outdoor teams are doing a fantastic job maintaining roads, footpaths, parks and gardens (1)	2. Our outdoor teams are doing a good job maintaining roads, footpaths, parks and gardens (2)	3. I am neither happy or unhappy with the job our outdoor teams are doing (3)	4. I am unhappy with the work our outdoor teams are doing (4)	5. I am extremely unhappy with the work our outdoor teams are doing (5)	Total	Weighted Average
(no label)	9.40% 96	41.43% 423	34.67% 354	9.11% 93	5.39% 55	1,021	3.40

*Over 50% of all responses feel that outdoor teams are doing a good to fantastic job of maintaining roads, footpaths, parks and gardens.

*High level of indecision on this question – over 34% of all responses

*Low level of dissatisfaction at a little over 14% of all responses saying that they are either unhappy or extremely unhappy.

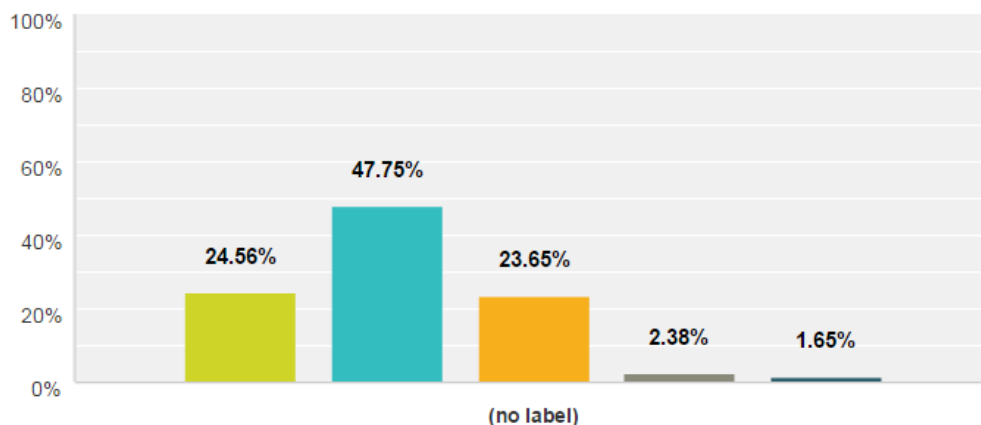
Net Ranking Score

5.0

Response by quality of services provided by our front desk customer service staff in Euroa and Nagambie:

How do you rate the quality of services provided by our (front desk) customer service staff in Euroa and Nagambie?

Answered: 1,091 Skipped: 142



- 1. The customer service team are doing a fantastic job
- 2. The customer service team are doing a good job
- 3. I am neither happy or unhappy with the customer service team
- 4. I am unhappy with the work the customer service team are doing
- 5. I am extremely unhappy with the work the customer service team are doing

	1. The customer service team are doing a fantastic job (1)	2. The customer service team are doing a good job (2)	3. I am neither happy or unhappy with the customer service team (3)	4. I am unhappy with the work the customer service team are doing (4)	5. I am extremely unhappy with the work the customer service team are doing (5)	Total	Weighted Average
(no label)	24.56% 268	47.75% 521	23.65% 258	2.38% 26	1.65% 18	1,091	3.91

*Very good results with over 72% of all responses stating they rate Customer service between a good job and a fantastic job.

*A little over 4% of all responses stated they were either unhappy or extremely unhappy with the work customer service were doing.

*Low level of indecision at 23%

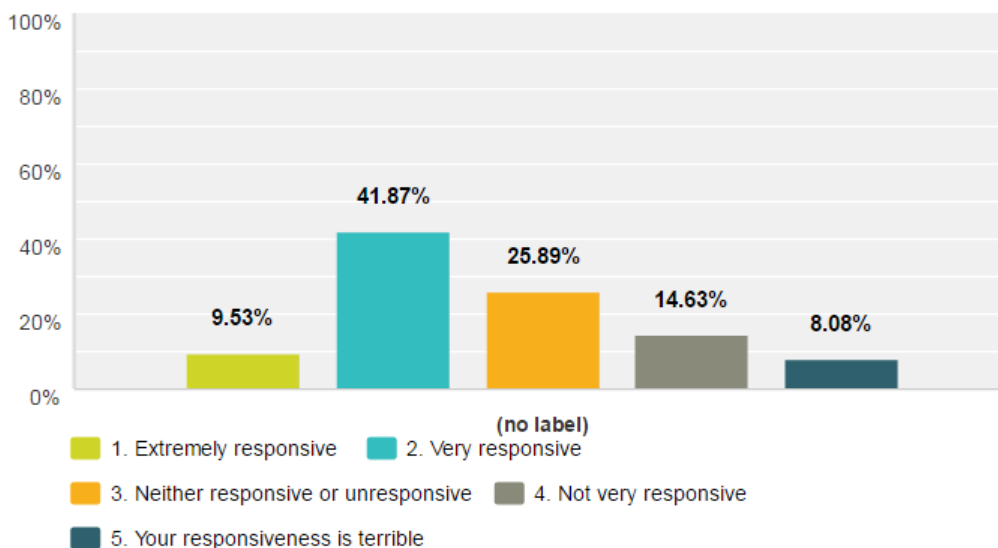
Net Ranking Score

7.2

Response by how well Council has dealt with questions or concerns about our services:

How responsive have we been to your questions or concerns about our services?

Answered: 1,039 Skipped: 194



	1. Extremely responsive (1)	2. Very responsive (2)	3. Neither responsive or unresponsive (3)	4. Not very responsive (4)	5. Your responsiveness is terrible (5)	Total
(no label)	9.53% 99	41.87% 435	25.89% 269	14.63% 152	8.08% 84	1,039

*Over 51% of all responses stated that Council was either responsive or extremely responsive to concerns about our services.

*25% undecided on this question

*Over 22% say that Council is not very responsive or terrible with this area of our business.

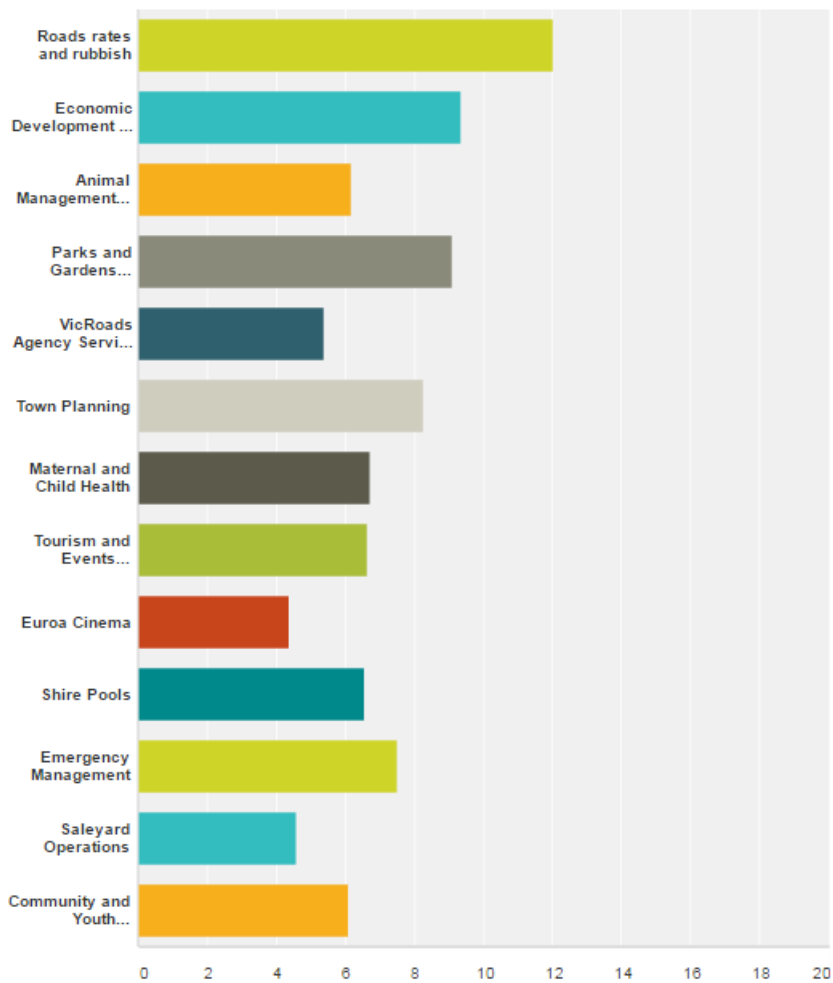
Net Ranking Score

5.1

Response by ranking of most important services within Council:

In days gone by Council has offered the stock standard / essential services of Roads, Rates and Rubbish. In your view, what are the most important services offered by Council today? (please rank from 1 - 13. 1 Being most important, to 13 being least important).

Answered: 1,093 Skipped: 140



(numbers indicate % ranking)

*Clear indications for Roads, Rates and Rubbish with over 73% (767 out of 1093) of all responses scoring this as a Number on Priority for Council.

*This provides a clear indication that this is where the Community expects Council to make an impact.

*Also strong indications for Economic Development and Parks and Gardens – ranked second and third respectively with strong responses to Top 5 Priority services of Council.

Question 15 – Actually in relation to Question 15 – this is what I think is most important (if it is not listed in the options above).

Out of 247 responses...

*98 were Not Applicable – (not interested, this is a stupid question, all of the above are important)

*50 said that rates are too high – and that Council should figure out a way to make them lower

*43 related to waste services / transfer stations and waste dumping

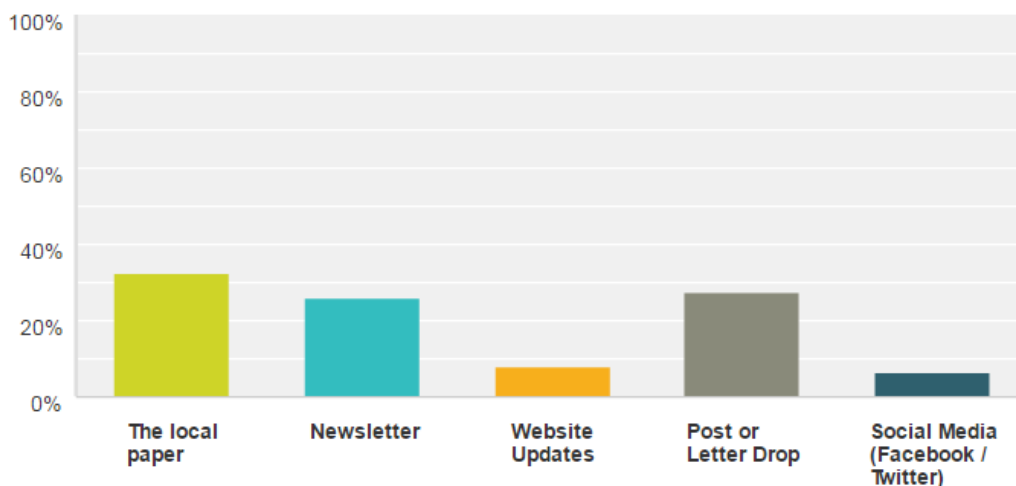
*10 related to keeping pokies out of Euroa

Others were a mixture of improving planning, public transport, financial management, lighting, aged care services, library improvements, disability access, sporting grounds, roads, medical services, youth, energy, drainage, pools, street improvements, heritage preservation, communicating better with ratepayers and other general items.

Response by best method of Communication:

How can Council best communicate with you any news or special items that we think may be of interest?

Answered: 1,150 Skipped: 83



Answer Choices	Responses
▼ The local paper	32.26% 371
▼ Newsletter	26.09% 300
▼ Website Updates	8.00% 92
▼ Post or Letter Drop	27.39% 315
▼ Social Media (Facebook / Twitter)	6.26% 72
Total	1,150

*Information directly to the mailbox (including newsletters and post / letter drops) equated to over 53% of all responses.

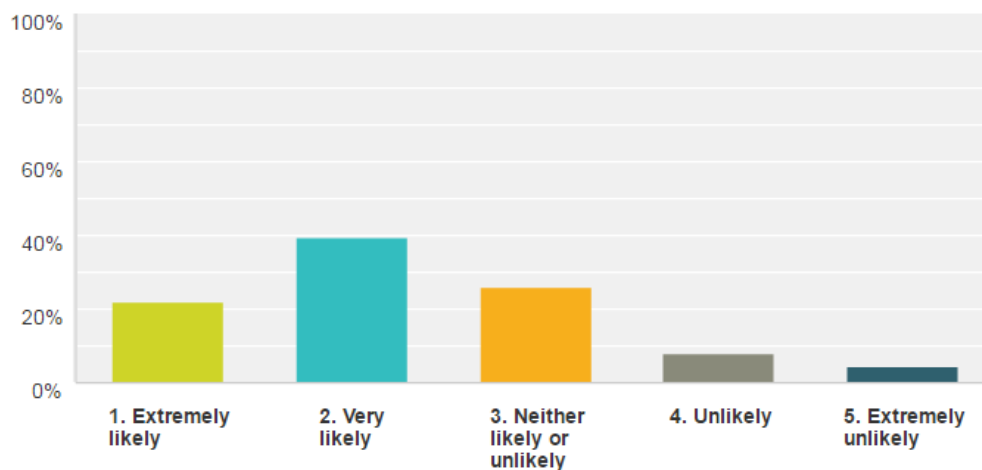
*32% of all responses preferred traditional media

*Only 14% of all responses indicated a preference to online updates / social media.

Response by likelihood of recommending living in the Strathbogie Shire to a friend or colleague:

How likely is it that you would recommend living in the Strathbogie Shire to a friend or colleague?

Answered: 1,183 Skipped: 50



Answer Choices	Responses
1. Extremely likely	21.81% 258
2. Very likely	39.73% 470
3. Neither likely or unlikely	25.95% 307
4. Unlikely	8.11% 96
5. Extremely unlikely	4.40% 52
Total	1,183

*Over 61% of all responses stated that they were either very likely, or extremely likely to recommend living in the Strathbogie Shire to a colleague.

*25% rate of indecision

*Only 12% said they were unlikely or extremely unlikely to recommend the Shire.

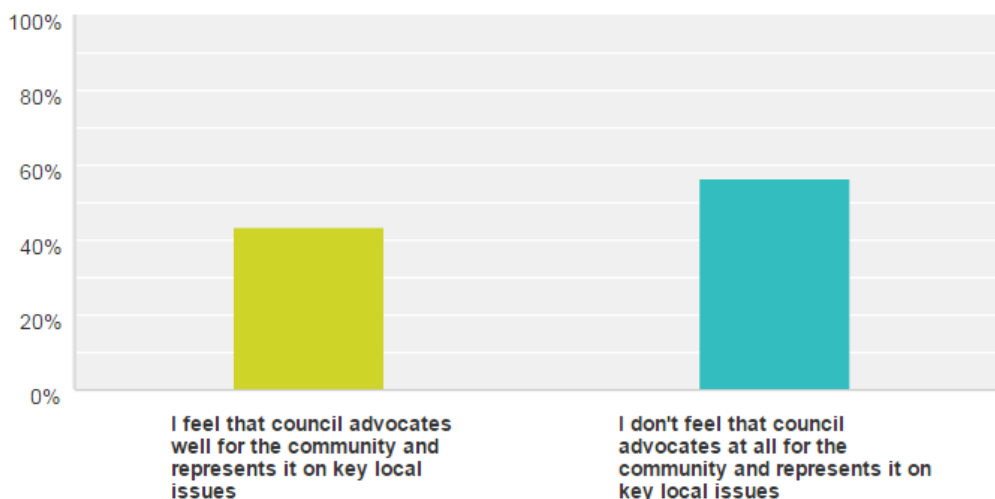
Net Ranking Score

6.1

Response by advocacy for the community and representation on key local issues:

Do you feel that council advocates well for the community and represents it on key local issues?

Answered: 911 Skipped: 322



Answer Choices	Responses
I feel that council advocates well for the community and represents it on key local issues	43.69% 398
I don't feel that council advocates at all for the community and represents it on key local issues	56.31% 513
Total	911

*Variety of different comments on this one – main trends include...

- The need to Council to be more transparent in its operations
- Recent Pokies decisions highlighted in a negative light
- Recent Pool Closure talk highlight in a negative light
- The need for improved engagement with the community
- Each of the main townships feel that they don't get enough services
- That Council are in it for themselves and not for the community
- That Council needs to put the community first
- The feeling that Council Rates are too high
- Council being overstaffed / incompetent
- No opinion registered

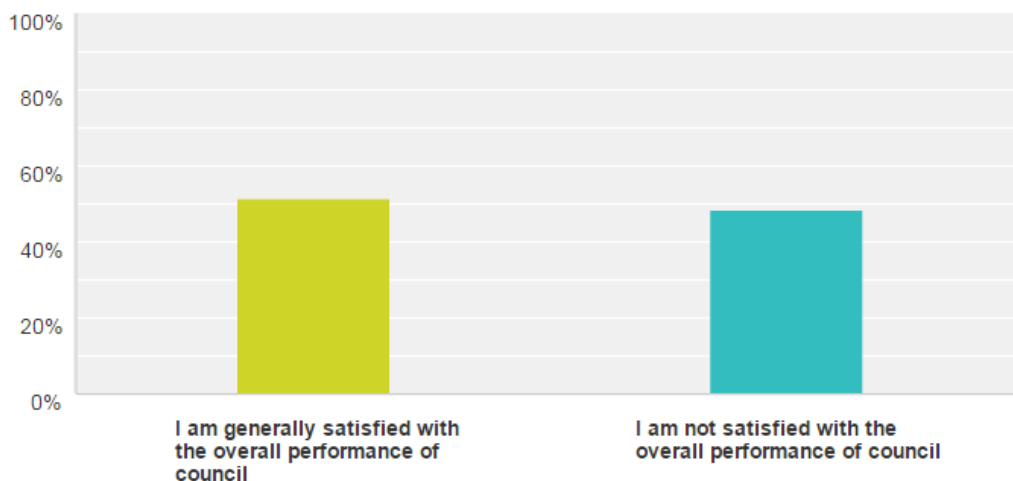
Net Ranking Score

4.3

Response by satisfaction with the overall performance of Council:

Are you generally satisfied with the overall performance of council?

Answered: 1,104 Skipped: 129



Answer Choices	Responses
I am generally satisfied with the overall performance of council	51.72% 571
I am not satisfied with the overall performance of council	48.28% 533
Total	1,104

*Comments were varied, but the main themes in comments included:

- VT Depot Closure unhappiness
- Pokies
- Consultation requires improvement
- Increased transparency required
- Better consistency in decision making needed
- Better communication required
- Community feel they are not being listened to

Net Ranking Score

5.1

Net Ranking Scores

How happy are you living in the Strathbogie Shire?	7.0
Were our staff friendly, helpful and professional?	7.9
Are you happy with the current standard of roads in your local area?	3.1
Are you happy with the footpaths in your local area?	2.5
How do you rate the quality of services provided by outdoor teams?	5.0
How do you rate the quality of services provided by customer service staff?	7.2
How responsive have we been to your questions or concerns?	5.1
How likely is it that you would recommend living in the Shire to others?	6.1
Do you feel Council advocates well for the community?	4.3
Are you general satisfied with the overall performance of Council	5.1
Average Ranking Score	5.3

Attachment 1 – JSW Research Report Key Findings

SURVEY METHODOLOGY AND SAMPLING

This survey was conducted by Computer Assisted Telephone Interviewing (CATI) as a representative random probability survey of residents aged 18+ years in Strathbogie Shire Council.

Survey sample matched to the demographic profile of Strathbogie Shire Council as determined by the most recent ABS population estimates was purchased from an accredited supplier of publicly available phone records, including up to 10% mobile phone numbers to cater to the diversity of residents within Strathbogie Shire Council, particularly younger people.

A total of n=400 completed interviews were achieved in Strathbogie Shire Council. Survey fieldwork was conducted in the period of 28th April – 3rd May, 2016.

The 2016 results are compared with previous years, as detailed below:

- 2015, n=400 completed interviews, conducted in the period of 1st February – 30th March.
- 2014, n=400 completed interviews, conducted in the period of 31st January – 11th March.
- 2013, n=400 completed interviews, conducted in the period of 1st February – 24th March.
- 2012, n=400 completed interviews, conducted in the period of 18th May – 30th June.

Minimum quotas of gender within age groups were applied during the fieldwork phase. Post-survey weighting was then conducted to ensure accurate representation of the age and gender profile of the Strathbogie Shire Council area.

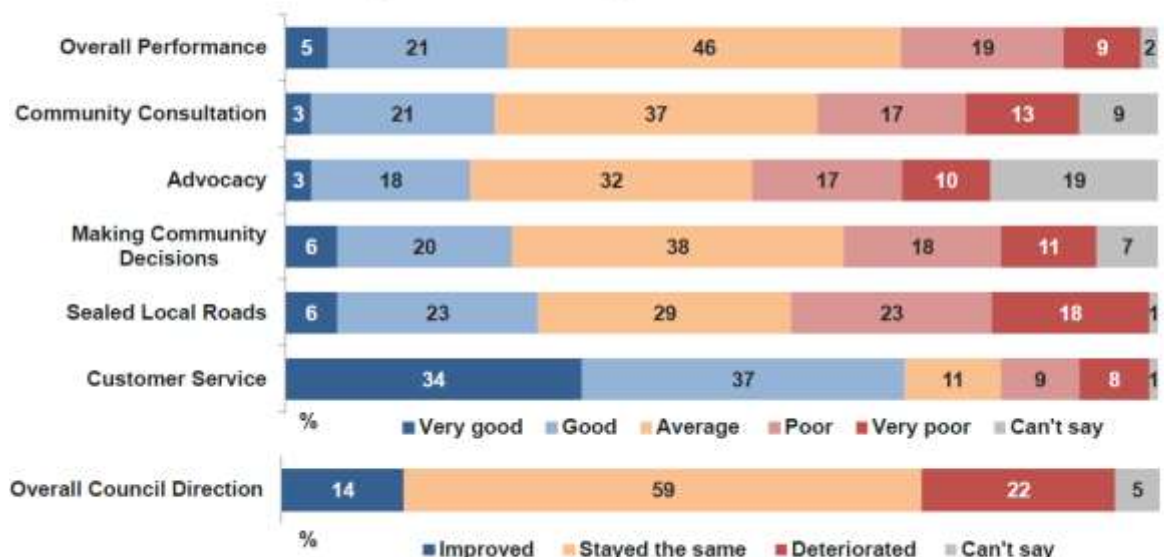
Any variation of +/-1% between individual results and net scores in this report or the detailed survey tabulations is due to rounding. In reporting, '—' denotes not mentioned and '0%' denotes mentioned by less than 1% of respondents. 'Net' scores refer to two or more response categories being combined into one category for simplicity of reporting.

2016 SUMMARY OF CORE MEASURES INDEX SCORE RESULTS

Performance Measures	Strathbogie 2012	Strathbogie 2013	Strathbogie 2014	Strathbogie 2015	Strathbogie 2016
OVERALL PERFORMANCE	47	50	52	51	48
COMMUNITY CONSULTATION (Community consultation and engagement)	51	50	51	47	46
ADVOCACY (Lobbying on behalf of the community)	50	50	52	49	46
MAKING COMMUNITY DECISIONS (Decisions made in the interest of the community)	n/a	n/a	n/a	48	48
SEALED LOCAL ROADS (Condition of sealed local roads)	n/a	n/a	n/a	43	44
CUSTOMER SERVICE	67	66	69	64	70
OVERALL COUNCIL DIRECTION	44	48	51	49	45

2016 SUMMARY OF KEY COMMUNITY SATISFACTION PERCENTAGE RESULTS

Key Measures Summary Results



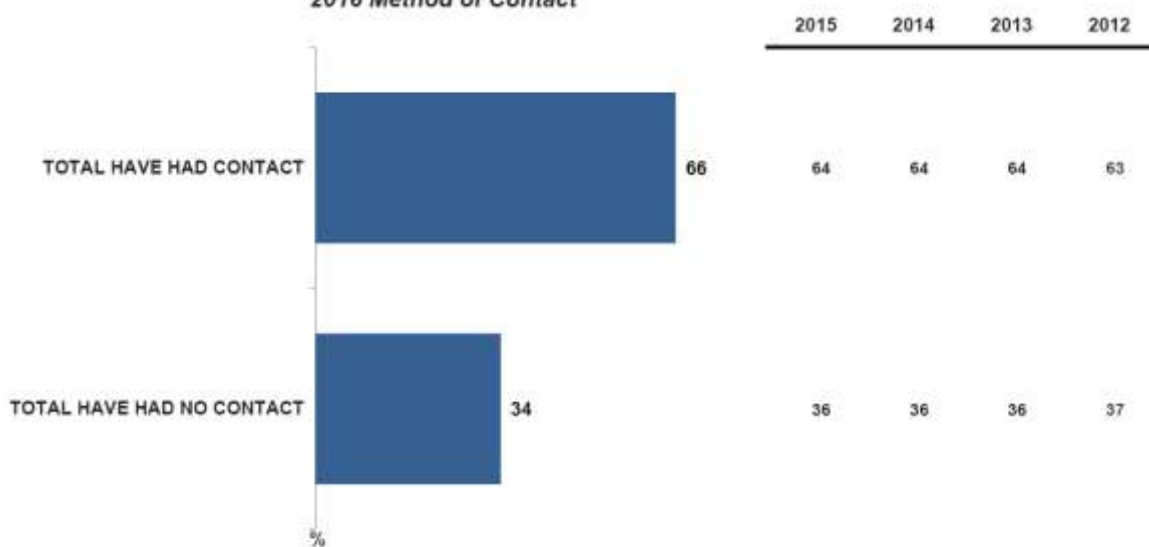
JWS RESEARCH

6

J00415 Community Satisfaction Survey 2016 – Strathbogie Shire Council

2016 CONTACT WITH COUNCIL LAST 12 MONTHS

2016 Method of Contact



Q5: Over the last 12 months, have you or any member of your household had any contact with Strathbogie Shire Council? This may have been in person, in writing, by telephone conversation, by text message, by email or via their website or social media such as Facebook or Twitter?
Base: All respondents.



JWS RESEARCH

13

9.7.8 Love Strathbogie – Proposed Official Newsletter of the Strathbogie Shire

Author / Department

Manager, Community Relations / Community Relations Department

Disclosure of Conflicts of Interest in relation to advice provided in this report

The author of this report and officers/contractors providing advice in relation to this report do not have a direct or indirect interest, as provided in accordance with the Local Government Act 1989.

Summary

The Strathbogie Shire has been on a constant and ever present journey to improve its communication across the board. As part of this, we need to now, more than ever, understand our demographic and how they like to receive information.

Recent feedback from over 1200 residents in the Strathbogie Shire Community Satisfaction Survey stated that the most popular methods of communication were items delivered to the household (newsletter / mail box drop) with a total of 615 responses.

At present, Council are distributing our news via local media, Facebook and our website with limited success. In understanding the issues here, we have a primarily aging demographic (and this is growing), who prefer to receive their information via the mailbox. (79% of all responses to our community satisfaction were over the age of 51 and 53% of all responses stated a preference to letter box drop or newsletter).

So whilst still retaining distribution of media releases through local media formats, Facebook and website, we would now like to extend our reach out to 5,000 households through the introduction of a community newsletter “Love Strathbogie”.

RECOMMENDATION

That Council confirm that the Community Newsletter “Love Strathbogie” is approved and can go into production on a fortnightly basis.

83/16 CRS LITTLE/SWAN : That the Recommendation be adopted.

CARRIED

Cr Weatherald called for a division

For the Recommendation

Cr Little
Cr Swan
Cr Storer
Cr Williams
Cr Furlanetto

Against the Recommendation

Cr Weatherald

9.7.8 Love Strathbogie – Proposed Official Newsletter of the Strathbogie Shire (cont.)

Background

Love Strathbogie – Community Newsletter

This concept was derived from feedback in the Strathbogie Shire Community Satisfaction Survey – with many residents stating that they did not feel well informed on Council activities and that there was a lack of overall consultation in our local community.

The Facts

- First newsletter will be 6 pages – but in regular format it will be 4 pages.
- Paid for within current budgets – no extra allocations required.
- A good example of improvements in distribution is that the Euroa Gazette only allows us to get out to 1,300 households.
- This newsletter will allow us to get out to 5,000 – with a predicted further 1,500 reach on social media and web.
- Eventually, web subscriptions may grow significantly, and allow us the opportunity to reduce postage costs.
- The newsletter content will be produced in house.
- Design and printing will be conducted by Euroa Printers and distribution will be completed by the Euroa Post Office. Excellent support of local business.
- Fortnightly distribution
- Broader, targeted distribution of news to our community. More room to display items of importance.
- Fortnightly newsletter will contain public notices, job advertisements, road closures and much more will all be advertised in the newsletter.
- Legal advice recently obtained states that the newsletter in a fortnightly format reaching a majority of households can be used to advertise all items except Senior Appointments (CEO and Directors), Tenders and Items required to be advertised in the Local Government Gazette (Planning Amendments).

Alternative Options

That we remain with the current communication mediums.

Risk Management

The risk to Council if not going ahead with the current options, is that it is not listening to the voice of its local community through the Community Satisfaction Survey.

Ongoing criticism that Council is not communicating its messages well.

9.7.8 Love Strathbogie – Proposed Official Newsletter of the Strathbogie Shire (cont.)

Strategic Links – policy implications and relevance to Council Plan

The author of this report considers that the report is consistent with Council Policies, key strategic documents and the Council Plan.

Best Value / National Competition Policy (NCP / Competition and Consumer Act 2010 (CCA) implications

The author of this report considers that the report is consistent with Best Value, National Competition Policy and Competition and Consumer Act requirements.

Financial / Budgetary Implications

No impact on current operating budget allocations i.e. Conducted within current allocations. However, there may be some savings due to reduced advertising costs in future.

Economic Implications

No impact on current operating budget allocations i.e. Conducted within current allocations. However, there may be some savings due to reduced advertising costs in future.

Environmental / Amenity Implications

The author of this report considers that the recommendation has no significant environmental or amenity implications for Council or the broader community.

Community Implications

- Improved communication.
- Increased news distribution.
- Further support of local business.

Victorian Charter of Human Rights and Responsibilities Act 2006

The author of this report considers that the recommendation does not limit any human rights under the Victorian Charter of Human Rights and Responsibilities Act 2006.

Legal / Statutory Implications

The author of this report considers that the recommendation has no legal or statutory implications which require the consideration of Council

Consultation

This newsletter will provide Council with an excellent resource to inform the community on upcoming consultation opportunities.

Attachments

Concept Front Cover



NEWSLETTER

1st July 2016

BIG INCREASE IN POOL PATRONAGE

Final figures have been released for the 2015-16 Strathbogie Shire pool season and the numbers have soared, with over 10,000 more people going for a swim than ever before. There were approximately 43,000 admissions to the pools in Avenel, Euroa, Nagambie and Violet Town from December 2015 to mid-March 2016.

This is in stark contrast to the 2014-15 pool season, where there were 32,000 admissions.

It comes after Strathbogie Shire

residents filled out the Future of Our Pools survey, which asked whether they used the pools and, if so, wanted them to remain open in the future. Broken down, Violet Town was on top of the list, with 10,422 admissions.

Euroa, the only town in the shire to have a 50 metre Olympic-sized pool, came next with 16,410 admissions.

While Avenel had 4900 people have a splash, Nagambie had over 2500.

If we look back at the 2014-15 sea-

son, there are substantial differences in patronage especially with Euroa and Violet Town.

According to last year's statistics, Violet Town had 14,000 people while Euroa had 11,490.

Avenel just ticked over the 4000 mark while Nagambie had 2400 patrons over the summer period.




Season passes were once again the preferred choice of admission for shire residents in Euroa and Violet Town, while there were more casual passes in Avenel and Nagambie.

FOR MORE INFORMATION

Strathbogie Shire Council
100A Binney Street, Euroa VIC 3666
PO Box 177, Euroa VIC 3666
t 1800 065 003
e info@strathbogie.vic.gov.au
w strathbogie.vic.gov.au

LATEST NEWS

Follow us on

-  /StrathbogieShireCouncil
-  /StrathbogieShir
-  /LoveStrathbogie



9.7.9 Nagambie Economic Development Strategy – March 2016

7.23 p.m.

Cr Swan left the meeting.

Author & Department

Executive Manager, Sustainable Development / Sustainable Development Directorate

Disclosure of Conflicts of Interest in relation to advice provided in this report

The author of this report and officers/contractors providing advice in relation to this report do not have a direct or indirect interest, as provided in accordance with the *Local Government Act 1989*.

Summary

Nagambie Lakes and Tourism Commerce Incorporated (NLTC) are seeking endorsement from Council for the Nagambie Economic Development Strategy dated 16th March 2016.

The Nagambie Economic Development Strategy commenced compilation in January 2015. NLTC have reviewed all relevant resources to assist in preparation and now the final version, including a list of resources utilized, can be viewed on page 23 of the attached Strategy.

Consultation included of a community survey and community planning meeting, conducted by NLTC. In addition, feedback was received by Goulburn River Valley Tourism and Strathbogie Shire Councillors.

The objective of the strategy is to assist in expanding and strengthening the economic base of Nagambie by encouraging existing and new economic opportunities for tourism, agriculture, commerce, industry, arts and government services as highlighted on page 2 of the Strategy.

RECOMMENDATION

That Council endorse the Nagambie Economic Development Strategy 16 March 2016.

84/16 CRS WILLIAMS/WEATHERALD : That the Recommendation be adopted.

CARRIED

Background

Nagambie Lakes and Tourism Incorporated (NLTC), commenced the development of the Nagambie Economic Development Strategy in 2014, having the first draft completed by January 2015.

Consultation via a community survey, community planning meeting and relevant stakeholders occurred over the course of a 12 month period.

9.7.9 Nagambie Economic Development Strategy – March 2016 (cont.)

As highlighted within the attached document, the objectives of the Strategy are:

To expand and strengthen the economic base of Nagambie by encouraging existing and new economic opportunities for tourism, agriculture, commerce, industry, the Arts and government services.

As highlighted within the document, a vision for Nagambie has been established, with guiding principles. Identification of product already within Nagambie, business ideas, market gap analysis, marketing and next steps has resulted in the development of a sound document which will require review in 2019.

Alternative Options

Council may choose not to endorse the Strategy.

Risk Management

The author of this report considers that there are no significant Risk Management factors relating to the report and recommendation.

Strategic Links – policy implications and relevance to Council Plan

The author of this report considers that the report is consistent with Council Policies, key strategic documents and the Council Plan.

Best Value / National Competition Policy (NCP / Competition and Consumer Act 2010 (CCA) implications

The author of this report considers that the report is consistent with Best Value, National Competition Policy and Competition and Consumer Act requirements.

Financial / Budgetary Implications

No impact on Council's budget.

Economic Implications

The author of this report considers that the Strategy will assist Council in economic development initiatives.

Environmental / Amenity Implications

The author of this report considers that the Strategy can assist in delivery of economic development and environmental / amenity projects, e.g. water resources.

Community Implications

This Strategy will have very positive community outcomes for the Nagambie region.

Victorian Charter of Human Rights and Responsibilities Act 2006

The author of this report considers that the recommendation does not limit any human rights under the Victorian Charter of Human Rights and Responsibilities Act 2006.

Legal / Statutory Implications

The author of this report considers that the recommendation has no legal or statutory implications which require the consideration of Council.

9.7.9 Nagambie Economic Development Strategy – March 2016 (cont.)

Consultation

Consultation was carried out as part of the development of the strategy. All detail regarding the consultation is contained in the attached document (Nagambie Economic Development Strategy 16th March 2016) and highlighted within the summary of this report.

Attachments

Nagambie Economic Development Strategy 16th March 2016

7.24 p.m.

Cr Swan returned to the meeting.

NAGAMBIE

Economic Development Strategy 16th March 2016

Contact: Nagambie Lakes Tourism & Commerce Inc
www.nagambielakestourism.com.au



By and for Nagambie Lakes Tourism & Commerce Inc. ("NLTC")



ECONOMIC DEVELOPMENT STRATEGY

Strategic Objectives 2016-2019

To expand and strengthen the economic base of Nagambie by encouraging existing and new economic opportunities for tourism, agriculture, commerce, industry, the Arts and government services.

Stimulating economic activity will:

- Increase employment opportunities
- Attract investment in projects, infrastructure and new businesses
- Encourage more people to live here, and
- Encourage more people to visit and spend money here

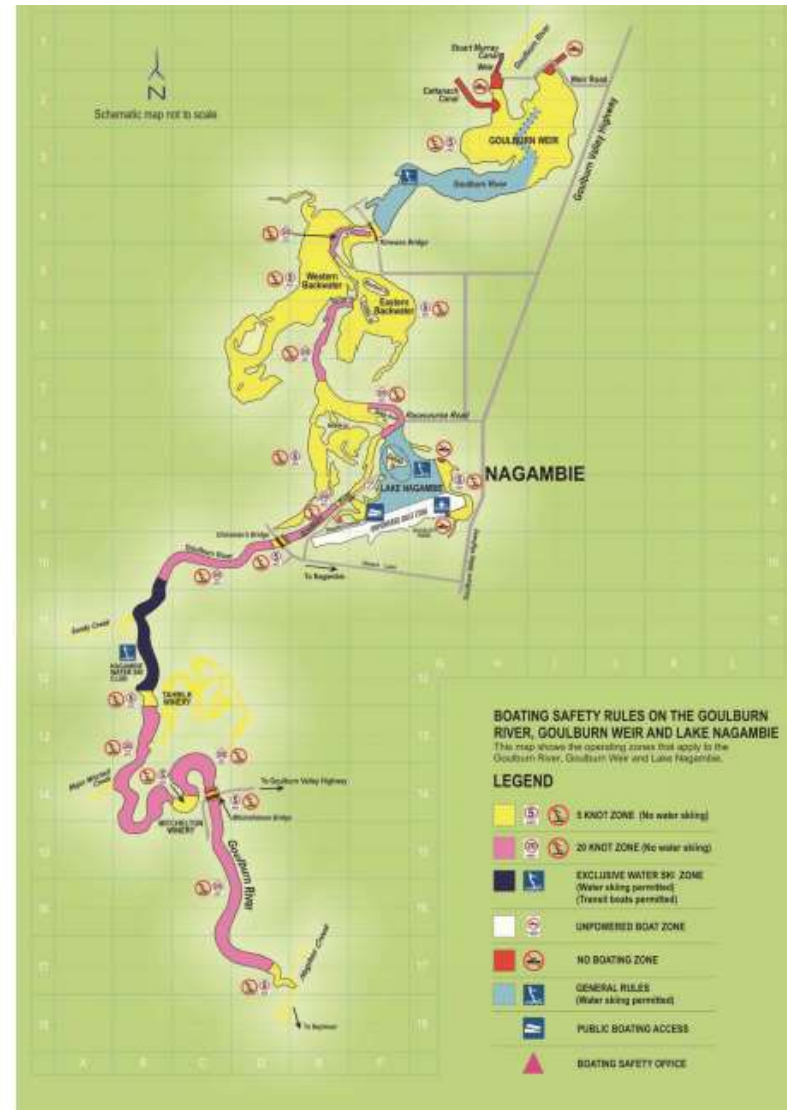
NAGAMBIE

Nagambie is a town in Victoria, Australia. The town is on the Goulburn Valley Highway, north of Seymour in the Shire of Strathbogrie. It is 122km north of Melbourne, and 53km south of Shepparton. At the 2011 census, Nagambie had a population of 1,548.

Nagambie sits on the shores of Lake Nagambie, an artificial lake created by a weir in the Goulburn River. The Nagambie Lakes Regatta Centre is one of the Victoria's major water sports facilities. The venue offers a 2,000m fully buoyed, National Standard, rowing and canoeing course.

The Goulburn Valley Highway has bypassed Nagambie in 2013, resulting in a much more peaceful main street. The Nagambie Lake foreshore is adjacent to the main street, with permanent standing water and wetlands due to the weir.

A number of wineries are situated in the area, including Mitchelton, Tahbilk and Fowles Wine. It is also the home of many horse studs, including Gilgai Farm (the birth place of Black Caviar), Swettenham Stud, and Limerick Lane.





EXAMPLE OF A VISION FOR NAGAMBIE

Imagine driving into a town themed around the Goulburn River and its extensive lakes, boating, vineyards, the heart of the equine industry in Australia, and the natural environment with inspiring streetscapes that create a plethora of colour and excitement. There are people drinking coffee under coloured umbrellas on the footpath, and the aromas of gourmet food being prepared drafts across the foreshore.

There is a boutique for locally made ice creams and around 10 touring cyclists have found seats waiting to get their ice cream and morning coffee fixes. They had a brisk ride from Seymour or Tallarook on the new Goulburn Valley bike trail that runs parallel to the railway line to as another stretch of the Victorian Rail Trails. VLine has been encouraged to insert dedicated cycle racks in their goods carriage for at least 30 cyclists to optimise rail trail use.

At least 40 walkers from Melbourne have walked into the town centre from their various billets on the last day of a three day visit. They are planning a walk to Mitchelton Winery for a late lunch and then walk back to the new Nagambie station along a different route for their evening train home.

At the Nagambie Golf Club there are 20 visitors mixed in with locals playing golf as part of the Our Visitors program involving at least ten local clubs.

A group of bird watchers from a larger group of around a hundred staying at the Nagambie Lakes Leisure Park are collected by the Goulburn River Cruises to be ferried down the river with destinations including the Tahbilk Winery and Wetlands.



EXAMPLE OF A VISION FOR NAGAMBIE

It is envisaged that during their Nagambie visit most of the twitchers will be able to tick off at least four rare and endangered species on their lists. Field naturalists and bird watchers have been coming to the region in increasing numbers since a flock of rare birds were sighted.

The monthly rowing regattas and alternative monthly rowing camps have attracted an increasing following as a broader range of accommodation opened up in the region. This arrangement enables better water-ski boat access too, as the rowing calendar is set. A new downstream boat launching ramp has also improved access for water-skiers and wake-boarders.

A number of the visitors are taking the opportunity to take pictures of Black Caviar and a pick up point for an equine tour. The tour involves 6 horse properties and a dedicated tour operator and the tours are run twice daily from Thursday to Sunday during most of the year, and there is a special equine seminar which is a popular attraction.

A preliminary planning meeting is proceeding, to attract funding for the building of a new Goulburn Fly, similar in scale but longer than the Otway Fly and a tree top walk that will have visitors walking 10 metres above the banks in the tree canopy on both sides of the Goulburn near Chinaman's Bridge.

A number of locals have gathered at the National Regatta Centre for a first planning meeting of a Solar Water Festival scheduled in February as an extension of the Seymour Alternative Farming Expo. The event involves schools and service clubs.

Visitors and local residents alike stroll or ride bikes on the extended track along the lake-front and the road, connecting the town to the Regatta Centre. Strolling in the other direction, along the water adjoining High



EXAMPLE OF A VISION FOR NAGAMBIE

Street commercial premises which have turned their businesses around to face the lake, they stop for a drink or a bite to eat. Motor boats can tie up to the jetty, and also have access to the eateries along the lake. Others hire canoes, paddle boats and paddle boards to explore the bowl of the lake.

Nagambie has become a busy centre since hosting a successful B&B & Accommodation Seminar that encourages the opening of a number of new B&Bs around Nagambie and encouraged locals to take in paying visitors. There was also community recognition of the significant natural environment and habitat around the wetlands along the Goulburn river being a very important attraction.

The rowing and speed boat fraternities also renegotiated amicable water use of their stretches of the Goulburn river and Nagambie Lakes areas.

As a thriving community, Nagambie's tourism yield has increased, but so has those moving to the region for a tree change, including newly retired couples as well as young families who can work remotely due to the connectivity of the NBN. Nagambie has become a favourite day trip destination for many from Melbourne, as well as an ideal location for an extended weekend to browser the wineries and the eco-tourism tours. Its natural beauty and award winning attractions have caused Nagambie to be featured in many national and international tourism recommendations.

After decades of being a well kept secret, Nagambie has finally reached its potential and made a unique name for itself.



SOME GUIDING PRINCIPLES

The following principles and statements will provide guidance to the development of the Strategy:

- 70-80% of business growth is generated through existing businesses
- NLTC can optimise opportunities and promote its role and capacity to provide leadership, and has a potential role as a facilitator and initiator of partnerships and an advocate for economic growth
- NLTC has a limited capacity to directly influence the economic and social environment. Key partnerships and collaboration with local, state and federal governments and their agencies and funding bodies at a policy and implementation level are necessary for economic and social growth
- An integrated approach to economic development is necessary in positioning Nagambie to capitalise on its competitive advantage in terms of location, infrastructure and natural amenity
- The strength and capacity of Nagambie's community to collectively and individually give "voice" to their aspirations and influence outcomes is essential for community wellbeing
- An increase in overnight stays is necessary to improve the economic benefits and yield from tourism
- Water resources are Nagambie's most important assets and should be managed for economic and social benefit as well as that of the environment
- Existing attractions such as controlled access to the lakes and river need to be managed carefully for the benefit of visitors and locals
- Tourism businesses generate wealth and jobs for our residents from external income and are intrinsically linked to the prosperity of the Nagambie Lakes region



SOME GUIDING PRINCIPLES


- Good urban design and land-used planning, affordable housing, education, health, cultural and leisure amenities are critical to people attraction and retention and provide a cornerstone of economic growth and the changing needs of our community and the needs of new residents
- The "local shopping centre" is essential to maintaining a sense of identity within this community and should be enhanced
- The demographic mix and population retention is equally as important as population growth. For example, the population growth in the 25 to 50 year old age groups is important to Nagambie's economic and social success.
- Small business growth and support is fundamental to Nagambie economic success
- Value adding to rural produce is good for the community and appropriate sites should be available
- Local delivery of training and education is necessary to address local skill shortages, the training need of industry and businesses, and the retention/involvement of local youth in the locality
- Local youth should be actively encouraged to train and work in the local tourism and hospitality industries

WHAT WE ALREADY HAVE - TO MAXIMISE

- Lake and river system - lots of natural assets
- River tour vessel
- Black Caviar statue
- The heart of the equine industry in Australia
- Rowing course and regatta centre
- Ski club
- Fishing club
- Golf club
- Tennis club
- Football and netball club
- Outdoor pool
- Leisure park
- Caravan park
- Accommodation
- Reception centre
- Conference centre
- B&Bs
- Rental holiday houses and other waterfront accommodation
- Large wineries and boutique wineries, with various features including some with restaurants
- Boat hire
- Bakeries and take-away
- IGA
- Thai restaurant
- Chinaman's Bridge Cafe
- NOW Festival
- New Years Eve Fireworks
- Herald Sun Tour
- Opera Festival
- Sky dive centre
- Monthly market
- Speedway
- Cranksters tour
- Day On The Green
- Waterfront dining at Nagambie Entertainment Centre (rowing club)
- Antiques and collectables Gallerie.

GAP ANALYSIS AND WISH LIST

- Long day care
- High school
- Ambulance
- Access to a broader range of health and allied health services, and hospital capacity
- Other community services?
- Skate park
- Extended board walk
- Walking and cycling trails
- Tourist booklet and guides (cycling tour, day driving tour, hire a boat tour, etc)
- Farm Stays
- Fun run
- Triathlon (traditional/alternative)
- More restaurants and cafes
- Appropriate retail space/commercial development
- Other infrastructure: gas?
- Story boards around town explaining Black Caviar and the equine industry, and other attractions and historic sites
- Training facilities and courses - for skilled staff and business owners
- Better signage
- Equine tours and/or stud access
- Other festival/events
- Art gallery
- Outdoor cinema
- Tourism Victoria brochures
- Improved public facilities - toilets, bins, picnic benches and BBQs, boat ramps, fish cleaning areas, and available information
- Poor Australia Post service, no DX facilities, no reasonably priced and reliable guaranteed overnight to Melbourne
- Reliable IT support, and internet speed and connectivity.
- Railway station (other than existing platform) and increased train services, particularly at times for commuters to Melbourne
- Tourist shops - local products, local crafts, clothes and trinkets.
- More diverse range of accommodation choices



BUSINESS IDEAS - OPPORTUNITIES

- Eco-tours on the water (non motorised or motorised - birds, fish, photographers, etc)
- Equine tours and seminars
- Wedding packages and planner
- Mini golf
- Ice creamery
- Farm stay experience/petting 'zoo' for farm animals
- B&B Expo and seminar
- Water taxi
- Major storage and transport businesses due to proximity to major freeways
- Online businesses/home-based businesses
- Digital food map and local produce sourcer
- Tourist shops, giftware and homeware
- Gourmet or themed eating and drinking venues
- bicycle hire
- canoe, paddle boat and paddle board hire on the lake



KEY STRATEGIES IDENTIFIED

- Increase participation of businesses in the economic development of Nagambie
- Increase private sector investment and lobby for increased government investment in the community
- Develop and implement a marketing strategy and promotional campaign
- Support and assist to develop new infrastructure and tourism events
- Ensure important events in the community continue



MARKETING NAGAMBIE

- Need to develop a consistent 'brand' or image for the town, with a view to increase tourism yield
- The tourism experience should be reflected succinctly in the 'brand'
- Although unique offerings in Nagambie, 'tag line' should be consistent with marketing for Strathbogie Shire region, and Goulburn River Valley tourism region
- The marketing plan should have a strong emphasis on social media, and building a database of visitors to remarket to
- Marketing plan to include an easy marketing strategy for implementation by members and community
- Encourage white label products and packages - tourism packages bought together by a number of businesses working together to make an experience and marketing together (ie. a wedding experience package utilising venue, accommodation, hair dresser, make up, florist, photographer, music)



WHAT TO DO NEXT

Consultation with members, stakeholders and the community to share the vision, consolidate the objectives, and refine the strategies.

The strategies and their timeframes are set out below:

STRATEGY	FOCUS	ACTION	TASKS	TIMELINE
Increase participation of businesses economic in the development of Nagambie	Relationship	Promote business ideas and encourage joint collaboration	Business networking events with presentations and guest speakers. Present business ideas with initial viability study	Twice yearly
	Leadership	Develop a number of packages and approach businesses to provide the products and services jointly	Approach businesses to white label packages with local businesses	Ongoing
	Relationship	Make sure businesses are aware of community needs and tourism events, encourage consistent trading hours	Improve communication with businesses about events, potential numbers of tourists and hours, and potential benefits for the business. Provide training and information about community needs, including accessibility concerns for disabled and aged groups in community	Immediately & ongoing
	Relationship	Engage businesses to invest in marketing and joint promotion of Nagambie and tourism opportunities	Put a case to businesses about consistent marketing brand image and how we can support and assist, or lead	Once marketing strategy in place
	Resourcing & support	Build networks	Continue to organize member meetings for business owners - guest speakers at meetings to be on issues affecting small business, industries and tourism	2-3 times per year

WHAT TO DO NEXT

STRATEGY	FOCUS	ACTION	TASKS	TIMELINE
	Resourcing	Build skills in relevant areas	Approach TAFE, VECCI, and other government funded training organisations to run short courses in Nagambie, particularly in tourism and hospitality industries. Seek information for businesses about grants or incentives to fund training for their staff	Late 2016
	Leadership	Build partnerships with broader stakeholders	NLTC committee members to attend networking events with broader stakeholders and regions where possible. Help organise and host networking events for broader region, with Euroa and other surrounding regions	Ongoing
	Leadership	Draw on local resources through a skills bank	Develop a database of local people and businesses, and the skills they have, to encourage growth of local economy (as opposed to outsourcing from the region)	Mid 2016
	Leadership	Build an image library by drawing on local resources	Through the development of marketing material, save images that can be used again in a central image database, including drawing on resources from Strathbogie Shire Council and Goulburn River Valley Tourism	Ongoing
	Leadership	Shop Local	Utilising existing member businesses and the Nagambie Community Voice newspaper, run a campaign encouraging locals to Shop Local, for a prize or points system with a reward, subject to external grant funding	2016
	Relationship	Engage with local equine industry	Engage with and encourage the equine industry's participation in the local economic development, including encouraging and supporting that industry to seek tourism opportunities	2016
	Relationship	Engage surrounding townships in the region for accommodation	Other townships in the region do not have sufficient accommodation to support their events. Building relationships to encourage tourists at their events to stay in Nagambie, potentially providing bus transport	Late 2016

WHAT TO DO NEXT

STRATEGY	FOCUS	ACTION	TASKS	TIMELINE
Increase private sector investment and lobby for increased government investment in community	Leadership	Monitor grants available that will match objectives and/or wish list of this Strategy	Monitor grant websites and liaise with office of the local State government MP, for grant updates	Ongoing
	Relationship	Grow and develop partnerships with levels of government	Meet with Strathbogrie Shire Council (local government) regularly and open lines of communication. Develop contacts and relationships with key State government departments and their respective Ministers (Regional Development, Tourism/Visit Victoria, Education, Transport) Develop relationships with and utilise other industry and tourism groups, including Goulburn River Valley Tourism	Ongoing
	Advocacy	Encourage govt continued growth focus on Nagambie	Advocate, encourage and advise on the updating of the Nagambie Growth Management Study (2008), and the Nagambie Waterways Recreational and Commercial Strategy (2010)	2016
	Relationship	Support and link people to form networks	Be the first point of call for businesses investigating the region for investment, for local information and the ability to link them to useful contacts	Ongoing
	Support	Support members and new businesses to invest in accessible options for disabled	Provide information and support to assist with community awareness amongst business owners, to build capacity to ensure greater inclusivity and accessibility for people with disabilities.	Ongoing
Develop and implement marketing and promotion campaign	Leadership	Consult with marketing and brand advisors to establish a unique and consistent brand for Nagambie	Approach marketing and brand companies and Tourism Victoria and Goulburn River Valley Tourism for consultation. Seek funding for engagement of development of marketing 'tag line' and brand	Early 2016
	Leadership	Develop a social media strategy	Establish relevant pages on relevant social media, primarily with a tourism focus	First half 2016
	Leadership	Develop a database for digital newsletter	Investigate and implement a software program to manage the database and newsletter creation and distribution. Establish methods of collecting visitor information, particular name, email and postcode to add to the database to receive the digital newsletter	Ongoing

WHAT TO DO NEXT

STRATEGY	FOCUS	ACTION	TASKS	TIMELINE
	Leadership	Establish a page to publish the Community Voice online	Obtain domain name and hosting Develop user friendly website upload ability for pdf or magazine format with easy. Link to Facebook page and website and digital newsletter	Second half 2016
	Leadership	Market consistently	Develop a marketing plan and brand for Nagambie Create a marketing template and media list for use by businesses	Once marketing strategy in place
	Leadership	Increase tourism yield, including overnight stays	Develop tourism brochures, implementing recommendations from marketing plan Develop tourism packages and trails (Tracks and Trails Strategy). Approach businesses to white label tourism packages with accommodation providers	First half 2016
	Leadership and relationship	Collaborate with local government and other interest groups in marketing campaigns	Identify cooperative marketing activities with relevant businesses and groups, including Goulburn River Valley Tourism. Educate event managers to list their events with Event Victoria for marketing. Encourage and facilitate the listing of businesses and events with other central data and marketing repositories, including www.heartsofvictoria.com.au	Ongoing
Support and assist to develop new infrastructure and tourism events	Support and Leadership	Supporting and assisting with the investigations and implementation of the Strathbogie Tracks and Trails Strategy	Advocate the sealing of Muller's Road so the lake can be circumnavigated on sealed roads - this will enable triathlons and other events around the lake Advocate and assist with design and funding for the extension of the boardwalk along High Street behind the shops to Bryde Street. Advocate and assist with community engagement and funding to connect the Leisure Park with Nagambie's commercial centre by a shared walkway. Advocate and assist with design and funding for a shared walkway to eventually circumnavigate the lake. Advocate and assist with design and funding for an extension of the Rail Trail from Tallarook to Nagambie via the Old Hume Hwy	Early 2016

WHAT TO DO NEXT

STRATEGY	FOCUS	ACTION	TASKS	TIMELINE
	Support	Supporting the implementation of the NBN to Nagambie	Liaise with State and local government to advocate with the Federal government for the NBN to be rolled out to Nagambie, as there are no Internet ports and Telstra will not add any more	Immediately
	Support and Leadership	Transport	Consult with and support other community groups, and assist with advocacy, for improved rail and public transport services	Ongoing
	Support and Leadership	Main street redevelopment	Advocate and support, and assist with design and funding to complete the Nagambie main street redevelopment. Advocate and support the upgrade of the facades of the shops in the CBD	2016
	Resources and support	Support and encourage new conferences, expos and festivals	Be a main contact point for new ideas and assist with local support and skills, and assist with new groups liaising with Council	2016
	Resources and support	Erect story boards	Create, develop and install story boards at key historical sites, and Black Caviar and equine industry, so a historical walk can be development	Late 2016
	Leadership	Develop tourism itineraries and pamphlets	Research and prioritise the development of tourism itineraries and trails, with the topics including but not limited to: <ul style="list-style-type: none"> • Country drives – one to 3 hours • Locally grown farm gate trail • Heritage walks • Winery rides • Military trails 	2016
	Leadership	Market local attractions to interest groups	Put marketing material together to attract interest groups to assets we already have, with the topics to include but not limited to: <ul style="list-style-type: none"> • Bird watching – wetlands • Eco tourists • Cyclists • Food and wine • Watersports • Horse and horse racing enthusiasts • "Nagambie" merchandise for sale 	2016

WHAT TO DO NEXT

STRATEGY	FOCUS	ACTION	TASKS	TIMELINE
	Leadership	Improve connections between the town and the lake by providing public access	Liaise with Council about multiple avenues to make the lake more accessible – pathways, boardwalk, jetties, signage, information brochures and tourist maps – and support and allocate tasks between NLTC and Council. Advocate for a permanent access lane for water craft to access the town centre at Jacobson's Outlook and boat ramp at Buckley Park even when regattas are running. Advocate and assist with design and funding for the addition of commercial and general public watercraft moorings at Jacobson's Lookout	Late 2016
	Leadership	Improve the management of water-based activities	Establish lines of communication with lake closure coordinator at Council with substantial time to publicise weekends available for other water sport activities. Help make information about lake closure and events better publicized and readily available	Late 2016
Ensure important locally run events continue	Resources and support	NOW Festival	Encourage refreshed approach to event format and content. Encourage training and development of professional and standardised approach. Encourage and assist finding a regular major sponsor Assist with marketing	Late 2016 for 2017 NOW Festival
	Resources and Leadership	NYE Fireworks	Establish a standard event plan. Investigate the feasibility of growth of the event. Seek an event coordinator appointed by March each year. Secure a regular major sponsor. Improve marketing with focus on growth of visitors	March 2017
	Resources and Support	Rowing and other water events	Liaise with Rowing Victoria and other rowing bodies to support and encourage ongoing events Liaise with fishing groups to support and encourage ongoing events. Liaise with skiing groups to support and encourage ongoing events. Liaise with kayak polo and other niche water sporting bodies to support and encourage water-based events on Lake Nagambie and the Goulburn River	Ongoing



WHAT TO DO NEXT

STRATEGY	FOCUS	ACTION	TASKS	TIMELINE
	Resources and Leadership	Market	Market committee to be sufficiently staffed and focused on business development, review of market coordinator position and succession of the role Reports by market coordinator to be made to market committee and chair of market committee report to NLTC. Apply for a grant for a feasibility study for an accredited Farmers Market. Nurture the growth and variety of stallholders, and the growth of attendees	Late 2016
	Resources and Leadership	Strathbogie Shire business awards	Encourage nominations by businesses and community to increase participation Establish a list of potential guest speakers Bi-annual event with business networking dinner every other year. Working with Business Enterprise Euroa to have this joint event, and identify committee members and succession of those roles for sustainability	August 2016

PRIORITIES

Summarised top 4 tasks in each 5 strategies, although it is recognized that the importance of the other tasks are not diminished, as Nagambie's success will come with action.

TIMEFRAME	ACTION
Short term	Make sure businesses are aware of community needs and tourism events, by improving communication about what's on, and providing training and information about community needs
	Monitor grants available that will match objectives and/or wish list in this Strategy
	Consult with marketing and brand advisors to establish a unique and consistent brand for Nagambie
	Support and assist with the investigations and implementation of the Strathbogie Tracks and Trails Strategy, including the sealing of Muller's Road, and the extension of the boardwalk along the foreshore at High Street
Medium term	Ensure local community market continues and grows
	Engage with local equine industry and encourage their participation in the local economic development, and to seek tourism opportunities
	Support and link people to form networks by being the first point of call for new businesses and being able to link to relevant stakeholders
	Increase tourism yield, including overnight stays, by developing brochures for tourism packages and trails
Long term	Improve the connection between the town and the lake by providing more pathways, maps, moorings, and a walkway from the Leisure Park into the CBD
	Ensure NYE fireworks event continues and increase yield
Long term	Build an image library by drawing on local resources, so there is a central image database for drawing on for tourism promotion

PRIORITIES

TIMEFRAME	ACTION
	Support members and new businesses to invest in accessible options for disabled and elderly
	Market consistently by developing a marketing strategy
	Support and assist with the main street redevelopment
	Ensure regional Business Awards continues and participation grows
Ongoing	Engage businesses to invest in marketing and joint promotion of Nagambie and tourism opportunities
	Grow and develop partnerships with all levels of government and other local industry groups
	Develop a database for tourists and visitors for dissemination of a digital newsletter
	Improve management of water-based activities by establishing better lines of communication regarding lake closures and various events
	Liaise with rowing bodies and other stakeholders for water-based events to encourage the continuation and growth



RESOURCES UTILISED IN THE PREPARATION OF THIS STRATEGY

- Strathbogie Shire Council Plan 2013-2017
- Strathbogie Shire Economic Development Master Plan 2013-2017
- Nagambie Growth Management Study Dec 2008
- Nagambie Waterways Recreational and Commercial Strategy July 2010 – June 2014
- The Hume Regional Growth Plan
- 2011-2016 Goulburn River Valley Tourism Development Plan
- Goulburn River Valley Tourism Destination Management Plan
- Goulburn Valley Industry and Employment Plan Feb 2014
- Strathbogie Tracks and Trails Strategy 2015-2018
- National Disability Insurance Scheme website: www.ndis.gov.au



CONSULTATION PROCESS USED IN THE PREPARATION OF THIS STRATEGY

- Draft one – January 2015 – revised by author
- Draft two – March 2015 – revised by NLTC
- Draft three – April 2015 – revised after comments from community survey and community planning meeting on 22 June 2015
- Draft four – December 2015 – revised by NLTC
- Draft five – December 2016 – revised after comments from Goulburn River Valley Tourism and Strathbogie Shire Council
- Draft six – February 2016 –

9.7.10 Authorisation and Delegation to Daniel Haysom and Rescission of Authorisation and Delegation to Gary Washusen

Author & Department

Director, Asset Services / Asset Services Directorate

Disclosure of Conflicts of Interest in relation to advice provided in this report

The author of this report and officer/contractors providing advice in relation to this report do not have a direct or indirect interest, as provided in accordance with the Local Government Act 1989.

Summary

Due to staff changes, it is now necessary to amend the delegation of Municipal Fire Prevention Officer.

RECOMMENDATION

1. That Daniel Haysom be appointed as the Municipal Fire Prevention Officer, pursuant to Section 96A(1)(b) of the Country Fire Authority Act, and Region 22 and Region12 CFA Headquarters be advised of his appointment.
2. That the delegation to Gary Washusen as Municipal Fire Prevention Officer, pursuant to Section 96A(1)(b) of the Country Fire Authority Act, be rescinded.
3. That the attached instrument of delegation and authorisation for Daniel Haysom's appointment and the rescission of the attached instrument of delegation and authorisation for Gary Washusen be signed and sealed.

85/16 **CRS STORER/WEATHERALD** : *That the Recommendation be adopted.*

CARRIED

Background

Due to the retirement of the current Municipal Fire Prevention Officer it is appropriate to undertake a rescission of delegated authority previously delegated to Gary Washusen.

The appointment is proposed to be interim in nature pending some clarity on the future role of Local Government in Emergency Management. Local Government Victoria is currently undertaking a review of the Local Government role. Mr Washusen held the (part time & voluntary) position of MFPO, Municipal Emergency Manager (MEM) and Municipal Emergency Resource Officer (MERO).

The review is likely to result in the replacement of the MEM and MERO appointments with alternatives.

9.7.10 Authorisation and Delegation to Daniel Haysom and Rescission of Authorisation and Delegation to Gary Washusen (cont.)

Daniel Haysom is to be appointed to the position of Municipal Fire Prevention Officer. In order for him to undertake the full range of responsibilities of the position, he must, by instrument, be conferred "Authorised Officer" status and delegated authority by council to act in accordance with the relevant legislation contained in the *Country Fire Authority Act 1958*.

Alternative Options

The author and other officers providing advice in relation to this report have considered alternative courses of action. No feasible alternatives have been identified.

Authorisation and Delegation to Daniel Haysom and Rescission of Authorisation and Delegation to Gary Washusen – Municipal Fire Prevention Officer (cont.)

Risk Management

The author of this report considers that there are no significant Risk Management factors relating to the report and recommendation.

Strategic Links – policy implications and relevance to Council Plan

The author of this report considers that the report is consistent with Council Policies, key strategic documents and the Council Plan.

Best Value / National Competition Policy (NCP / Competition and Consumer Act 2010 (CCA) implications

The author of this report considers that the report is consistent with Best Value, National Competition Policy and Competition and Consumer Act requirements.

Financial / Budgetary Implications

The author of this report considers that the recommendation has no capital or recurrent budget implications.

Economic Implications

The author of this report considers that the recommendation has no significant economic implications for Council or the broader community.

Environmental / Amenity Implications

The author of this report considers that the recommendation has no significant environmental or amenity implications for Council or the broader community.

Community Implications

The author of this report considers that the recommendation has no significant community or social implications for Council or the broader community.

Victorian Charter of Human Rights and Responsibilities Act 2006

The author of this report considers that the recommendation does not limit any human rights under the Victorian Charter of Human Rights and Responsibilities Act 2006.

Legal / Statutory Implications

The author of this report considers that the recommendation has no legal or statutory implications which require the consideration of Council.

9.7.10 Authorisation and Delegation to Daniel Haysom and Rescission of Authorisation and Delegation to Gary Washusen (cont.)

Consultation

The author of this report considers that the matter under consideration did not warrant a community consultation process.

Attachments

A copy of the relevant instruments are attached.

Strathbogie Shire Council

Instrument of Delegation and Authorisation

Local Government Act 1989

PURSUANT to and in exercise of the power conferred by Sections 98 (1), 224 and 232 of the *Local Government Act 1989* the Strathbogie Shire Council HEREBY APPOINTS **Daniel Haysom** as an AUTHORISED OFFICER and DELEGATES the powers, duties and functions necessary to administer and enforce any Local Laws and any subordinate Regulations thereto:

Country Fire Authority Act 1958

AND HEREBY DECLARES that:

This delegation shall be read subject to section 98(1) of the *Local Government Act 1989*.

This instrument of Delegation (Instrument) is authorised by a resolution of Council passed on 21st June 2016.

The Instrument comes into force when the Common Seal of the Council is affixed to this Instrument and shall remain in force for an unlimited period or until such time as the Council shall determine by resolution either to vary or revoke the delegation.

The powers, duties and functions, as specified in the Schedule, shall be exercised and performed in accordance with any guidelines or policies of the Council that may be adopted from time to time.

THE **COMMON SEAL** of the)
STRATHBOGIE SHIRE COUNCIL was)
affixed this 21st day of June 2016)
in the presence of :)

..... Mayor

..... Councillor

..... Chief Executive Officer

STRATHBOGIE SHIRE COUNCIL

**RESCISSION OF
INSTRUMENT OF DELEGATION AND AUTHORISATION TO AUTHORISED OFFICER**

Municipal Fire Prevention Officer

Gary Washusen

Gary Washusen has ceased to be Council's Municipal Fire Prevention Officer. Therefore, it is necessary for delegated powers, duties and functions to be formally revoked for Gary Washusen.

Gary Washusen was, by the power conferred by Sections 98 (1), 224 and 232 of the *Local Government Act 1989*, previously appointed as an Authorised Officer and delegated the powers, duties and functions necessary to administer and enforce any Local Laws and any subordinate Regulations thereto:

Country Fire Authority Act 1958

This delegation and authorisation is now required to be rescinded.

The Common Seal of the)
STRATHBOGIE SHIRE COUNCIL)
was affixed to this)
Rescission of Instrument of Delegation)
to Authorised Officer)
on 21st June 2016 in the presence of:)

..... Mayor

..... Councillor

..... Chief Executive Officer

9.7.11 Financial Report – May 2016

Author / Department

Director, Corporate and Community / Corporate and Community Directorate

Disclosure of Interest

No officers providing advice in relation to this report have a direct or indirect interest, as provided in accordance with the Local Government Act 1989.

Summary

Appended to the Agenda is a copy of Council's Financial Report for the period ending 31 May 2016

The report contains the Standard Income Statement, Balance Sheet, Cash Flow Statement, Statement of Capital Works, and Schedule of Investments.

The operating surplus for the ten months period ending 31 May 2016 was \$3,457,595. The variance between the current and forecast budget is detailed in the Financial Overview.

As at 31 May 2016, total capital works was \$5,097,562 and the forecast for carried forward capital works to 2016/17 is approximately \$1.8 million.

RECOMMENDATION

That the Financial Report for the eleven months ended 31 May 2016 be noted.

86/16 CRS SWAN/STORER : That the Recommendation be adopted.

CARRIED

Background

Council considers and notes monthly Financial Reports in accordance with the Local Government Act 1989 (Act). Under Section 137 and 138 of the Act, Council must establish and maintain a budgeting and reporting framework that is consistent with the principles of sound financial management. This report satisfies those requirements.

Alternative Options

Officers providing advice in relation to this report have considered potential alternative courses of action. No feasible alternatives have been identified as the report is consistent with the Local Government Act 1989 obligations.

Risk Management

Regular Financial Reporting in accordance with the Local Government Act 1989 support Council's focus on Risk Management.

Strategic Links – Policy implications and relevance to Council Plan

The report is consistent with Council Policies, key strategic documents and the Council Plan.

9.7.11 Financial Report – May 2016 (cont.)

Best Value / National Competition Policy (NCP) / Competition and Consumers Act 2010 (CCA) implications

The report is consistent with Best Value, National Competition Policy and Competition and Consumers Act 2010 requirements.

Financial / Budgetary Implications

The attached report, in conjunction with the detailed briefing to Council, considers all Financial and Budgetary implications for the Financial Year ending 30 June 2016.

Economic Implications

The attached report, in conjunction with the detailed briefing to Council, considers all Economic implications for the Financial Year ending 30 June 2016.

Environmental / Amenity Implications

The recommendation in this report has no significant environmental or amenity implications for Council or the broader community.

Community Implications

This report has no significant community or social implications for the Council or the broader community.

Victorian Charter of Human Rights and Responsibilities Act 1006

This report does not limit any human rights under the Victorian Charter of Human Rights and Responsibilities Act 1006.

Legal / Statutory Implications

Consideration and adoption of quarterly Financial reports as per the Local Government Act 1989 ensures Council complies with its Legal and Statutory obligations.

Consultation

The author of this report considers that the matter under consideration did not warrant a community consultation process.

Attachments

May Financial Report

FINANCIAL OVERVIEW FOR THE ELEVEN MONTHS ENDED 31 MAY 2016

The Financial Overview to 31 May 2016 identifies total revenue \$25,859,304 with total expenditure \$22,401,709 resulting in a surplus to date of \$3,457,595. The Mid Year Review Budget forecasts a surplus of \$60,500 whilst the Forecast Budget to June 30 forecasts a deficit of \$65,261. This is made up of a number of variances outlined in the table below.

Capital Works total expenditure to 31 May 2016 is \$5,097,562. The Mid Year Review budget for Capital Expenditure is \$9,394,760. The Forecast Budget to 30 June revises this total to \$7,806,255, a favorable variance of \$1,588,505 which is largely expected to be carried over to 2016/2017. The variances are outlined in the table below.

Income Statement Variance for 31 May 2016

INCOME		(Fav) / Unfav.	
Line Item		Variance	Notes
A	Rates & Charges	(50,204)	Increase in income Forecast budget due to: * Higher supplementary valuations
B	Statutory Fees	(32,000)	Increase in income Forecast budget due to: * Higher planning application fees \$27k * Higher Building enforcement \$5k
C	User Fees	(52,735)	Increase in income Forecast budget due to: * Higher cinema takings \$17k * Higher Salesyards income \$42k
D	Grants Non Recurrent Capital	314,000	Decrease in income Forecast budget due to: * Funding for Euroa Salesyards Roof stage 2 deferred until December 2016 \$250k * Funding for Bridges renewal program deferred to 2016/17 \$250k Offset by additional income: * Seven Creeks Park Facilities \$30k * Nagambie Library redevelopment \$100k * Nagambie Mens Shed \$51k * Nagambie Tennis Courts lighting upgrade \$5k
E	Grants Non Recurrent Operating	(13,100)	Increase in income Forecast budget due to: * Ruffy Fire Dec 2014 \$7k * Fire restoration Boho Fire \$6k
F	Grants Recurrent Capital	489,133	Decrease in income Forecast budget due to: * Local Government Infrastructure Program. Budgeted \$500k, funding ceased 2014/15.
G	Grants Recurrent Operating	(48,390)	Increase in income Forecast budget due to: * Freeza Grant, increase in funding \$12k * HACC VP register \$14k * Pest & Plants program \$53k * Commonwealth Roads of Access \$14k * Blayney Lane path \$7k Decrease in income Forecast budget due to: * Fire Access Roads Grant \$50k
H	Contributions	(43,500)	Increase in income Forecast budget due to: * Economic Development Masterplan contribution \$16k * Community Projects \$7k * Road Pavement Rehab contribution \$12k * Euroa Friendlies Reserve Committee Masterplan \$5k * Avenel School carpark contribution \$4k

FINANCIAL OVERVIEW FOR THE ELEVEN MONTHS ENDED 31 MAY 2016

I	<u>Other Revenue</u>	(179,770)	Increase in income Forecast budget due to: * Staff Training Subsidy \$44k * Municipal Emergency Resource Program \$25k * Interest on Investments \$36k * Regional Shared Services \$50k * Recycling Acceptance & Sorting \$30k
J	<u>Sale of Assets</u>	(89,100)	Sale of Nagambie Depot land slower than predicted

EXPENDITURE (Fav) /Unfav

Ref	Line Item	Variance	Notes
K	<u>Employee Costs</u>	135,129	Increase in expenditure Forecast budget due to: * Staff restructure costs & additional expense on waste management
L	<u>Materials and Services</u>	(310,102)	Decrease in expenditure Forecast budget due to: * IT support reduced by \$40k to cover employment related costs * Fire prevention \$57k savings * Intranet \$15k savings * Strathbogie Marketing & merchandise \$30k savings * Condition assessment buildings \$33k savings * Data Collection \$26k savings * Strategic Planning \$50k savings * Violet Town Landfill rehab plan deferred to 2016/17 \$65k

CAPITAL (Fav) /Unfav

Ref	Line Item	Variance	Notes
A	<u>Land</u>	(158,000)	Decrease in expenditure Forecast budget due to: * Likely carryover to 2016/17 of Nagambie, Avenel, Longwood & Violet Town oval works \$75k * Nagambie Drainage Retention Dam \$60k * Longwood Recreation Reserve tree removal \$30k
B	<u>Buildings - Municipal Prop</u>	(317,850)	Decrease in expenditure Forecast budget due to: Likely carryover to 2016/17 of: * Brock St Toilet refurbishment \$22k * Euroa skate park shade sail \$15k * Euroa Saleyards roof stage 2 \$385k * Nagambie Glass Square Tennis Club \$20k * Violet Town Bowls Club Shed \$15k Offset by unbudgeted expenditure on: * sale of 59 Hill St Longwood \$72k * Nagambie Library redevelopment \$30k * subdivision costs 10 Vale St Nagambie \$40k
C	<u>Furniture & Equipment</u>	(58,451)	Decrease in expenditure Forecast budget due to: Likely carryover to 2016/17 of: * Hardware replacement program \$95k Offset by unbudgeted expenditure on: * Various equipment for Regatta Centre, Council offices \$35k

FINANCIAL OVERVIEW FOR THE ELEVEN MONTHS ENDED 31 MAY 2016

D	<u>Bridge Construction</u>	(750,936)	Decrease in expenditure Forecast budget due to: Likely carryover to 2016/17 of: * Geodetic Road bridge \$140k * Halsalls Land bridge \$60k * Curries Rd Bridge \$60k * Cullens Rd Bridge \$380k * Pranjip Rd Bridge \$45k savings * various bridge abutments \$70k
E	<u>Underground Drainage</u>	(271,276)	Decrease in expenditure Forecast budget due to: Likely carryover to 2016/17 of: * Nagambie Industrial area scoping & drainage \$86k * Rowe St Euroa design & Preparation \$80k * Euroa Mansfield Rd \$130k * Offset by unbudgeted spend on open drain Lime Street \$20k
F	<u>Roads</u>	(51,956)	Decrease in expenditure Forecast budget due to: Likely carryover to 2016/17 of: * Birkett St railway pedestrian crossing \$138k * offset by over budget spends multiple roads.

STRATHBOGIE SHIRE COUNCIL**Profit and Loss Statement 2015/2016
for the 11 months ending May 2016**

	YTD Actual 2015/16	Mid Year Review Budget 2015/16	Forecast 2015/16	Variance to Mid Year Review Budget	Reference
REVENUE					
Rates and charges	17,234,417	17,174,800	17,225,004	(50,204)	A
Statutory Fees & Fines	299,229	297,400	329,400	(32,000)	B
User fees	763,916	754,000	806,735	(52,735)	C
Grants Non Recurrent Capital	900,983	1,387,900	1,073,900	314,000	D
Grants Non Recurrent Operating	77,782	109,000	122,100	(13,100)	E
Grants Recurrent Capital	2,945,614	3,434,700	2,945,567	489,133	F
Grants Recurrent Operating	2,760,890	2,734,400	2,782,790	(48,390)	G
Contributions	86,507	56,400	99,900	(43,500)	H
Other Revenue	881,315	701,600	881,370	(179,770)	I
Net gain/loss on disposal Assets	(541,420)	(1,150,500)	(581,400)	(569,100)	J
Proceeds from sale of assets	450,071	970,000	490,000	480,000	J
Operating Revenue Total	25,859,304	26,469,700	26,175,366	294,334	
EXPENDITURE					
Employee Costs	8,103,500	8,772,700	8,907,829	135,129	K
Materials and Services	9,565,357	11,826,800	11,516,698	(310,102)	L
Depreciation and amortisation	4,436,747	4,982,300	4,982,300		
Borrowing Costs	114,015	114,600	120,000	5,400	
Other Expenditure	182,091	712,800	713,800	1,000	
Operating Expenditure Total	22,401,709	26,409,200	26,240,627	168,573	
(Surplus) /Deficit	(3,457,595)	(60,500)	65,261	125,761	

STRATHBOGIE SHIRE COUNCIL**Balance Sheet 2015/2016****May 2016**

	Mid Year Review	
	2015/16	YTD Actual
		\$
Current Assets		
Cash and cash equivalents	6,460,000	12,436,419
Trade and other receivables	1,693,000	2,874,573
Prepayments	124,000	102,651
Inventories	0	3,016
Assets held for sale	0	0
Total Current Assets	8,277,000	15,416,659
Non Current Assets		
Financial Assets	2,000	2,032
Investments in associates	224,000	244,840
Property, plant and equipment, infrastructure	246,495,760	264,136,420
Total Non Current Assets	246,721,760	264,383,293
TOTAL ASSETS	254,998,760	279,799,951
Current Liabilities		
Trade and other payables	2,793,000	823,045
Trust funds and deposits	0	1,314,774
Provisions	2,239,000	3,093,416
Interest bearing loans and borrowings	608,000	22,197
Total Current Liabilities	5,640,000	5,253,432
Non Current Liabilities		
Trust funds and deposits	0	67,980
Provisions	665,000	966,062
Interest bearing loans and borrowings	1,080,000	1,680,423
Total Non Current Liabilities	1,745,000	2,714,464
TOTAL LIABILITIES	7,385,000	7,967,896
NET ASSETS	262,383,760	271,832,055
Equity		
Accumulated Surplus	81,417,000	81,505,650
Reserves	186,966,000	190,326,406
TOTAL EQUITY	268,383,000	271,832,055

**STRATHBOGIE SHIRE COUNCIL
MANAGEMENT REPORT
PERIOD - May 2016**

	YTD Actual 2015/16	Mid Year Review Budget 2015/16	Forecast 2015/16	Variance Forecast to MYR Budget	Reference
CAPITAL EXPENDITURE					
Land	55,683	258,000	100,000	(158,000)	A
Open Space	0	89,000	89,000		
Buildings - Municipal Properties	627,699	1,607,700	1,289,850	(317,850)	B
Furniture and Equipment	269,406	340,715	282,264	(58,451)	C
Plant & Machinery	379,408	670,000	670,000		
Bridge Construction	731,024	1,502,300	751,364	(750,936)	D
Underground Drainage	63,589	434,000	162,724	(271,276)	E
Footpaths	123,621	222,000	231,464	9,464	
Gravel Resheeting	526,093	633,000	633,000		
Roads	2,259,222	3,576,045	3,524,089	(51,956)	F
Kerb & Channel	61,817	62,000	72,500	10,500	
TOTAL CAPITAL EXPENDITURE	5,097,562	9,394,760	7,806,255	(1,588,505)	
Asset Renewal	4,494,348	7,297,745	6,476,114	(821,631)	
Asset Upgrade	198,464	973,600	764,286	(209,314)	
Asset New	404,750	1,123,415	565,855	(557,560)	
Report Total	5,097,562	9,394,760	7,806,255	(1,588,505)	
Budgeted Items from operational					
Plant	50,313	0	0	50,313	
Salaries	83,864	0	29,784	83,864	
Report Total	-134,177	0	-29,784	(134,177)	

STRATHBOGIE SHIRE COUNCIL

Cash Flow Statement for 11 Months ended May 2016	Mid Year Review Budget 2015/16 Inflows (Outflows)	YTD 2015/16 Inflows (Outflows)
Cash flows from operating activities		
Rates and charges	17,095,000	16,283,374
Statutory fees and fines	297,000	299,229
User fees	747,000	548,479
Contributions	0	86,507
Grants	8,624,000	6,685,269
Interest	335,000	220,694
Other receipts	430,000	660,622
Net GST refund/overpayment	0	1,389,992
Payments to suppliers	(11,838,000)	(11,877,378)
Payments to employees (including redundancies)	(9,422,000)	(8,333,097)
Other payments	(202,000)	(182,091)
Total cash outflows from operating activities	6,066,000	5,781,600
Cash flows from investing activities		
Payments for property, plant and equipment, infrastructure	(9,395,000)	(5,097,563)
Payments for landfill rehabilitation	(524,000)	0
Proceeds sales of property, plant and equip, infrastructure	970,000	450,071
Net cash used in investing activities	(8,949,000)	(4,647,492)
Cash flows from financing activities		
Finance costs	(115,000)	(114,015)
Trust funds and deposits	0	640,579
Proceeds from interest bearing loans and borrowings	0	
Repayment of interest bearing loans and borrowings	(433,000)	(412,460)
Net cash provided by (used in) financing activities	(548,000)	114,104
Net increase (decrease) in cash and cash equivalents	(3,431,000)	1,248,212
Cash and cash equivalents brought forward	11,188,000	11,188,208
Cash and cash equivalents at end of year/month	7,757,000	12,436,420

Strathbogie Shire Council 2015/2016

Account Details - Investments

May-16

Investments Split by Bank	YTD Actual	Bank Credit Rating
NAB	2,500,000	A1+
CBA	3,300,000	A1+
ANZ	1,600,000	A1+
GMCU	2,000,000	not rated
	9,400,000	



Strathbogie Shire Council
Account Management Report
for year to May 2016 (actuals as at 15 June 16 - 92% of year)

	Original Budget	Current Budget	YTD Budget	YTD Actual	YTD On Order	YTD Total Committed	YTD Variance	Rev. Bud. Variance	% Rev Bud
Capital Land									
22001 Euroa Flood Mitigation Works	\$7,000	\$7,000	\$7,000	\$0	\$0	\$0	\$7,000	\$7,000	0%
22017 Former Nagambie Depot	\$0	\$0	\$0	\$3,486	\$16,245	\$16,245	-\$16,245	-\$16,245	0%
22020 Nagambie Drainage - Retention Dam	\$70,000	\$70,000	\$70,000	\$17,750	\$6,755	\$6,755	\$60,769	\$60,769	13%
22023 Jubilee Park Avenel. Electrical Upgrade	\$18,000	\$18,000	\$18,000	\$10,000	\$0	\$17,750	\$250	\$250	99%
22024 Spring Creek Rd Strathbogie. Shelter & Pathway	\$10,000	\$10,000	\$10,000	\$0	\$0	\$10,000	\$0	\$0	100%
22025 Create Easements for Flood Levees	\$15,000	\$15,000	\$0	\$0	\$0	\$0	\$15,000	\$15,000	0%
22026 Nagambie Oval	\$15,000	\$15,000	\$15,000	\$1,500	\$0	\$1,500	\$14,500	\$14,500	9%
22027 Avenel Oval	\$15,000	\$15,000	\$15,000	\$950	\$0	\$950	\$14,050	\$14,050	6%
22028 Euroa Friendlies Oval	\$16,000	\$16,000	\$16,000	\$20,000	\$0	\$20,000	-\$4,000	-\$4,000	125%
22029 Violet Town Oval	\$16,000	\$16,000	\$16,000	\$950	\$0	\$950	\$15,050	\$15,050	6%
22030 Longwood Oval	\$31,000	\$31,000	\$0	\$1,067	\$0	\$1,067	-\$1,067	\$29,933	3%
22031 Replace Fences & Bollards, Park Lighting (TBC)	\$14,000	\$14,000	\$14,000	\$0	\$636	\$636	\$13,364	\$13,364	5%
22032 Longwood Recreation Reserve Tree Removal	\$30,000	\$30,000	\$15,000	\$0	\$0	\$0	\$15,000	\$30,000	0%
Total Land	\$268,000	\$258,000	\$197,000	\$65,693	\$22,647	\$78,330	\$118,670	\$202,317	30%
Open Space									
22035 Buckley Park Landing extension	\$0	\$89,000	\$0	\$0	\$81,818	\$81,818	-\$81,818	\$7,182	92%
Total Open Space	\$0	\$89,000	\$0	\$0	\$81,818	\$81,818	-\$81,818	\$89,000	92%
Buildings - Municipal Properties									
20026 Nagambie - Glass Square Bowling Club - Clubrooms	\$30,000	\$30,000	\$30,000	\$0	\$0	\$0	\$30,000	\$30,000	0%
20028 Avenel Memorial Hall - Supper Room	\$40,000	\$40,000	\$40,000	\$14,814	\$0	\$14,814	\$25,086	\$25,086	37%
20029 Nagambie - Glass Square Tennis Club - Clubrooms	\$20,000	\$20,000	\$20,000	\$1,373	\$0	\$1,373	\$18,627	\$18,627	7%
20040 Safeways Roof	\$0	\$0	\$0	\$0	\$273	\$273	-\$273	-\$273	0%
20072 Strathbogie Memorial Hall: Repairs to Brickwork	\$3,000	\$3,000	\$3,000	\$3,227	\$0	\$3,227	-\$227	-\$227	108%
20073 Violet Town Bowls Club Shed	\$15,000	\$15,000	\$15,000	\$0	\$0	\$0	\$15,000	\$15,000	0%
20074 Brock Street Toilet Cubicle Refurbishment	\$22,000	\$22,000	\$22,000	\$0	\$0	\$0	\$22,000	\$22,000	0%
20075 Euroa Civic Centre, Damp Proofing	\$27,053	\$10,000	\$10,000	\$24,353	\$0	\$24,353	-\$14,353	-\$14,353	244%
20076 Euroa Caravan Park, Amenities Building Deck Replacement	\$35,000	\$41,800	\$41,800	\$41,867	\$0	\$41,867	\$13	\$13	100%
20077 Euroa Caravan Park: Switch Room Renewal	\$5,000	\$5,000	\$5,000	\$6,126	\$0	\$6,126	-\$1,126	-\$1,126	123%
20078 Euroa Caravan Park: Upgrade Program	\$30,000	\$35,000	\$35,000	\$0	\$0	\$0	\$35,000	\$35,000	0%
20079 Violet Town Depot: Stage 2	\$25,000	\$0	\$0	\$0	\$0	\$0	\$0	\$0	0%
20082 Euroa Works Depot - Sewerage	\$10,000	\$24,500	\$24,500	\$12,264	\$0	\$12,264	\$12,236	\$12,236	50%
20085 Euroa Pre School- Roller Door & PA Door	\$0	\$5,649	\$6,600	\$5,649	\$0	\$5,649	-\$49	-\$49	101%
20086 Violet Town Community Centre - Roof	\$181,000	\$199,000	\$199,000	\$128,429	-\$273	\$128,156	\$70,844	\$70,844	64%
20084 Waste Transfer Stations	\$275,000	\$275,000	\$0	\$0	\$0	\$0	\$275,000	\$275,000	0%
20097 Violet Town Library	\$40,000	\$48,600	\$48,600	\$54,806	\$19,958	\$74,764	-\$26,164	-\$26,164	154%
20100 Little Theatre relocation: stages 1-4	\$0	\$0	\$0	\$1,442	\$0	\$1,442	-\$1,442	-\$1,442	0%
20101 Nagambie Community House Shed	\$0	\$0	\$0	\$550	\$0	\$550	-\$550	-\$550	0%
20102 Euroa Civic Centre Conference Room Roof	\$97,000	\$97,000	\$97,000	\$36,364	\$40,955	\$77,018	\$19,982	\$19,982	79%
20103 Euroa Guildes Hall: Air con, Ceiling Fans	\$8,000	\$0	\$0	\$0	\$0	\$0	\$0	\$0	0%
20104 Euroa Bank Hall/William Pearson	\$20,000	\$0	\$0	\$0	\$0	\$0	\$0	\$0	0%
RSL Hall Memorial Park, Euroa: Stage 2 Painting &	\$45,000	\$45,000	\$45,000	\$0	\$16,752	\$16,752	\$28,248	\$28,248	37%

**Strathbogie Shire Council
Account Management Report
for year to May 2016 (actuals as at 15 June 16 - 92% of year)**

	Original Budget	Current Budget	YTD Budget	YTD Actual	YTD On Order	YTD Total Committed	YTD Variance	Rev. Bud. Variance	% Rev Bud
Rendering									
20105	\$10,000	\$10,000	\$0	\$0	\$0	\$0	\$0	\$10,000	0%
20106	\$10,000	\$10,000	\$0	\$9,837	\$0	\$9,837	\$163	\$163	98%
20107	\$6,000	\$6,000	\$0	\$1,697	\$0	\$1,697	\$3,303	\$3,303	34%
20108	\$15,000	\$15,000	\$15,000	\$6,234	\$0	\$6,234	\$8,766	\$6,766	59%
20109	\$10,000	\$10,000	\$10,000	\$13,238	\$53	\$13,293	-\$3,293	-\$3,293	133%
20110	\$7,000	\$7,000	\$7,000	\$0	\$0	\$0	\$7,000	\$7,000	0%
20111	\$15,000	\$15,000	\$15,000	\$0	\$0	\$0	\$15,000	\$15,000	0%
20112	\$13,000	\$13,000	\$13,000	\$5,440	\$0	\$5,440	\$7,560	\$7,560	42%
20113	\$0	\$0	\$0	\$70,533	\$0	\$70,533	-\$70,533	-\$70,533	0%
20114	\$0	\$0	\$0	\$8,600	\$8,600	\$8,600	-\$8,600	-\$8,600	0%
21102	\$0	\$5,100	\$5,100	\$5,127	\$0	\$5,127	-\$27	-\$27	101%
22033	\$0	\$75,000	\$75,000	\$36,773	\$10,173	\$46,946	\$28,054	\$28,054	63%
22034	\$0	\$525,000	\$140,000	\$144,436	\$0	\$144,436	-\$4,436	\$380,565	28%
22038	\$0	\$0	\$0	\$0	\$0	\$0	\$0	\$0	0%
	\$1,013,053	\$1,607,700	\$1,152,700	\$627,699	\$96,191	\$723,890	\$428,810	\$990,001	45%
Total Buildings - Municipal Properties									
Furniture and Equipment (Inc. Info. Services)									
21103	\$0	\$10,400	\$10,400	\$12,637	\$0	\$12,637	-\$2,437	-\$2,437	123%
21104	\$0	\$0	\$0	\$2,271	\$0	\$2,271	-\$2,271	-\$2,271	0%
21124	\$0	\$0	\$0	\$1,635	\$0	\$1,635	-\$1,635	-\$1,635	0%
21125	\$0	\$0	\$0	\$2,257	\$0	\$2,257	-\$2,257	-\$2,257	0%
21126	\$0	\$0	\$0	\$10,805	\$0	\$10,805	-\$10,805	-\$10,805	0%
21127	\$0	\$0	\$0	\$10,298	\$0	\$10,298	-\$10,298	-\$10,298	0%
21128	\$0	\$0	\$0	\$2,680	\$0	\$2,680	-\$2,680	-\$2,680	0%
	\$0	\$0	\$0	\$0	\$0	\$0	\$0	\$0	0%
Total Other Furniture and Equipment									
Information Technology									
21190	\$80,315	\$80,315	\$80,315	\$80,315	\$0	\$80,315	\$0	\$0	100%
26012	\$250,000	\$250,000	\$209,300	\$146,308	\$6,235	\$152,542	\$56,758	\$97,458	61%
	\$330,315	\$330,315	\$289,615	\$226,623	\$6,235	\$232,857	\$56,758	\$103,692	70%
	\$330,315	\$340,715	\$300,015	\$269,406	\$6,235	\$275,641	\$24,374	\$71,309	81%
Total Furniture and Equipment (Inc. Info. Services)									
Plant & Machinery									
26006	\$372,632	\$370,000	\$370,000	\$127,264	\$0	\$127,264	\$242,736	\$242,736	34%
26007	\$300,000	\$300,000	\$188,000	\$252,144	\$0	\$252,144	-\$54,144	\$47,858	84%
	\$672,632	\$670,000	\$558,000	\$379,408	\$0	\$379,408	\$178,592	\$290,592	57%
Total Plant & Machinery									
Bridge Construction									
22036	\$0	\$140,000	\$0	\$0	\$0	\$0	\$0	\$140,000	0%
22037	\$0	\$50,000	\$0	\$0	\$0	\$0	\$0	\$50,000	0%
23017	\$70,000	\$70,000	\$70,000	\$0	\$0	\$0	\$70,000	\$70,000	0%
23022	\$245,000	\$245,000	\$245,000	\$197,167	\$0	\$197,167	\$47,833	\$47,833	80%

**Strathbogie Shire Council
Account Management Report
for year to May 2016 (actuals as at 15 June 16 - 92% of year)**

	Original Budget	Current Budget	YTD Budget	YTD Actual	YTD On Order	YTD Total Committed	YTD Variance	Rev. Bud. Variance	% Rev Bud
23024 Kelly's Bridge Creightons Creek Rd	\$120,000	\$120,000	\$120,000	\$121,364	\$0	\$121,364	-\$1,364	-\$1,364	101%
23028 Curries Road Bridge No 30: Re Deck	\$0	\$60,000	\$0	\$0	\$0	\$0	\$0	\$60,000	0%
23030 Cullens Road Bridge No 88: Replace	\$390,000	\$390,000	\$10,000	\$9,632	\$0	\$9,632	\$68	\$380,068	3%
23031 High St Violet Town Bridge No 90: Repair Piers	\$12,000	\$12,000	\$0	\$0	\$8,107	\$8,107	\$3,893	\$3,893	68%
25902 Kinwars Bridge	\$400,000	\$400,000	\$400,000	\$385,046	\$0	\$385,046	\$4,954	\$4,954	98%
27075 Kinwars Bridge Deelgin	\$0	\$5,300	\$5,300	\$7,515	\$0	\$7,515	-\$2,215	-\$2,215	142%
Total Bridge Construction	\$1,237,000	\$1,502,300	\$852,300	\$731,024	\$8,107	\$739,131	\$123,169	\$771,276	49%
Underground Drainage									
24007 Nagambie Industrial Area - Scooping	\$43,000	\$43,000	\$43,000	\$0	\$0	\$0	\$43,000	\$43,000	0%
24008 Nagambie Industrial Area: Drainage	\$43,000	\$43,000	\$0	\$0	\$0	\$0	\$0	\$43,000	0%
24016 OHS Requirements - Replace Large Pit Lids	\$96,000	\$96,000	\$96,000	\$0	\$53,804	\$53,804	\$12,196	\$12,196	82%
24019 Open Drain Lime Street	\$0	\$0	\$0	\$20,488	\$0	\$20,488	-\$20,488	-\$20,488	0%
24023 Kennedy Street Drainage Improvement: Open Drain	\$4,000	\$4,000	\$0	\$0	\$0	\$0	\$4,000	\$4,000	0%
24024 Thomdike Drive: Temple Court Drainage Improvement	\$20,000	\$20,000	\$20,000	\$23,968	\$0	\$23,968	-\$3,968	-\$3,968	120%
24025 Barwon Street Nagambie: Drainage	\$20,000	\$20,000	\$20,000	\$0	\$0	\$0	\$20,000	\$20,000	0%
24028 Davey Lane: Drainage	\$8,000	\$8,000	\$0	\$0	\$0	\$0	\$0	\$8,000	0%
24027 Euroa Mansfield Rd: Seven Cks to Anderson St Stage 1 Drainage	\$130,000	\$130,000	\$0	\$0	\$0	\$0	\$0	\$130,000	0%
201000 Drainage Rowe St Euroa: Design & Scheme Preparation	\$100,000	\$100,000	\$57,500	\$19,133	\$0	\$19,133	\$38,368	\$60,868	19%
Total Underground Drainage	\$434,000	\$434,000	\$206,500	\$63,589	\$53,804	\$117,352	\$89,108	\$370,411	27%
Footpaths									
27012 Binney St Asphalt Renewal: Bury to Brock St	\$22,000	\$22,000	\$22,000	\$23,134	\$0	\$23,134	-\$1,134	-\$1,134	105%
27013 Elizabeth St: Footpath	\$18,000	\$18,000	\$18,000	\$18,000	\$0	\$18,000	\$0	\$0	100%
27014 High St Nagambie (South)	\$18,000	\$18,000	\$18,000	\$18,079	\$0	\$18,079	-\$79	-\$79	100%
27015 McGinness Street: Footpath	\$16,000	\$16,000	\$16,000	\$15,978	\$0	\$15,978	\$23	\$23	100%
27016 Lighting Nagambie Foreshore Walkway	\$25,000	\$40,000	\$40,000	\$0	\$31,807	\$31,807	\$8,193	\$8,193	80%
27017 Livingstone St Avenal: Gravel Paths	\$40,000	\$40,000	\$40,000	\$41,661	\$0	\$41,661	-\$1,661	-\$1,661	104%
27018 Brock St: Relay Pavers	\$8,000	\$8,000	\$8,000	\$7,189	\$0	\$7,189	\$811	\$811	90%
27072 Campbell St Pathway Connection Project	\$0	\$80,000	\$30,000	\$0	\$13,925	\$13,925	\$16,075	\$46,075	23%
27051 Isolated Failures Concrete (Various)	\$0	\$0	\$0	-\$760	\$0	-\$760	\$760	\$760	0%
Total Isolated Failures Concrete (Various)	\$0	\$0	\$0	-\$760	\$0	-\$760	\$760	\$760	0%
Minor Missing Link Sections Footpath									
27071 Minor Missing Link Sections Footpath	\$0	\$0	\$0	\$340	\$0	\$340	-\$340	-\$340	0%
Total Minor Missing Link Sections Footpath	\$0	\$0	\$0	\$340	\$0	\$340	-\$340	-\$340	0%
Total Footpaths	\$147,000	\$222,000	\$192,000	\$123,621	\$45,732	\$169,352	\$22,649	\$98,379	76%
Gravel Resheeting									
25202 Resheeting Program	\$633,000	\$633,000	\$633,000	\$0	\$0	\$0	\$633,000	\$633,000	0%
25205 Carters Lane Ch 0-1260	\$0	\$0	\$0	\$21,938	\$0	\$21,938	-\$21,938	-\$21,938	0%

**Strathbogie Shire Council
Account Management Report
for year to May 2016 (actuals as at 15 June 16 - 92% of year)**

	Original Budget	Current Budget	YTD Budget	YTD Actual	YTD On Order	YTD Total Committed	YTD Variance	Rev. Bud. Variance	% Rev Bud
25150	Shoulder Pavement Program	\$321,000	\$321,000	\$0	\$326,876	\$326,876	-\$5,876	-\$5,876	102%
	Total Shoulder Pavement Program	\$321,000	\$321,000	\$0	\$326,876	\$326,876	-\$5,876	\$321,000	102%
	Total Roads and Street Resealing	\$321,000	\$321,000	\$27,241	\$326,876	\$354,118	-\$33,118	\$293,759	110%
Reseals - Urban									
Reseals Urban									
25159	Ash Street	\$0	\$0	\$3,533	\$0	\$3,533	-\$3,533	-\$3,533	0%
25160	Cowlip Street	\$0	\$0	\$2,369	\$0	\$2,369	-\$2,369	-\$2,369	0%
25161	Foy Street	\$0	\$0	\$3,149	\$0	\$3,149	-\$3,149	-\$3,149	0%
25162	Hemley Avenue	\$0	\$0	\$3,547	\$0	\$3,547	-\$3,547	-\$3,547	0%
25165	Jones Street	\$0	\$0	\$8,525	\$0	\$8,525	-\$8,525	-\$8,525	0%
25166	Park Street Nagambie	\$0	\$0	\$5,326	\$0	\$5,326	-\$5,326	-\$5,326	0%
25167	Smythe Street	\$0	\$0	\$8,085	\$0	\$8,085	-\$8,085	-\$8,085	0%
25168	Woodlea Court	\$0	\$0	\$8,191	\$0	\$8,191	-\$8,191	-\$8,191	0%
25172	Monlea Road	\$0	\$0	\$3,118	\$0	\$3,118	-\$3,118	-\$3,118	0%
Country Roads & Bridges: Urban									
25051	High Street S/R S.West Ch 200 - 360	\$0	\$0	\$10,962	\$0	\$10,962	-\$10,962	-\$10,962	0%
25071	Kennedy Street Ch 1345 - 1367	\$0	\$0	\$106	\$0	\$106	-\$106	-\$106	0%
	Total Country Roads & Bridges: Urban	\$0	\$0	\$11,067	\$0	\$11,067	-\$11,067	-\$11,067	0%
	Total Reseals Urban	\$0	\$0	\$57,921	\$0	\$57,921	-\$57,921	-\$57,921	0%
	Total Reseals - Urban	\$0	\$0	\$57,921	\$0	\$57,921	-\$57,921	-\$57,921	0%
Road General									
23068	Avenel Drainage (contribution to Developers)	\$15,000	\$0	\$0	\$0	\$0	\$0	\$0	0%
25821	Euroa Saxon St Drainage	\$50,000	\$50,000	\$35,460	\$182	\$35,642	\$14,358	\$14,358	71%
25958	Birkett St Railway Pedestrian Crossing	\$25,000	\$138,000	\$0	\$0	\$0	\$0	\$138,000	0%
25976	Mitchellstown Rd: Signage Upgrade	\$2,000	\$0	\$0	\$0	\$0	\$0	\$0	0%
25977	Garret St Euroa: Shoulder Widening & Seal: Gratham to Sutherland St	\$20,000	\$20,000	\$0	\$10,933	\$10,933	\$9,067	\$9,067	55%
25978	Charles St Resheet & Seal: Frost to Hay St	\$38,000	\$38,000	\$41,375	\$0	\$41,376	-\$3,376	-\$3,376	108%
25979	Bimney St: Ramp for Disabled Bay	\$5,000	\$5,000	\$0	\$0	\$0	\$5,000	\$5,000	0%
25985	Avenel School Carpark	\$0	\$0	\$8,928	\$0	\$8,928	-\$8,928	-\$8,928	0%
	Total Road General	\$155,000	\$251,000	\$76,837	\$20,043	\$96,880	\$16,120	\$174,163	39%
Roads to Recovery									
RTR: Rehabilitation Program									
21105	Longwood Rummy Rd (11)	\$86,000	\$212,175	\$222,508	\$46,310	\$268,818	-\$56,643	-\$56,643	127%
21106	Euroa Strathbogie Rd (12)	\$51,877	\$94,255	\$100,730	\$0	\$100,730	-\$8,475	-\$8,475	107%
21107	Nook Road (13)	\$223,200	\$223,200	\$30,693	\$0	\$30,693	-\$30,693	-\$30,693	14%
21108	Aerodrome Road (14)	\$200,508	\$40,000	\$132,024	\$0	\$132,024	-\$92,024	-\$92,024	66%
21114	Creightons Creek Rd (15)	\$182,745	\$5,000	\$128,450	\$17,800	\$146,250	-\$141,250	\$36,495	80%
21115	Kennedy Street (16)	\$150,000	\$80,000	\$90,805	\$0	\$90,805	-\$89,05	-\$89,05	61%
21116	Moglanmby Road (17)	\$147,405	\$147,405	\$24,906	\$0	\$24,906	\$122,499	\$122,499	17%
21117	Quarry Road (18)	\$127,050	\$127,050	\$103,258	\$0	\$103,258	-\$23,792	-\$23,792	81%
21118	Dargalong Road (19)	\$102,765	\$102,765	\$341	\$0	\$341	-\$102,424	-\$102,424	0%

Produced from Finance

Report:ACM/GM.QRP generated at 4:12 PM on 15-June-2016 by laarna.caddy

**Strathbogie Shire Council
Account Management Report
for year to May 2016 (actuals as at 15 June 16 - 92% of year)**

	Original Budget	Current Budget	YTD Budget	YTD Actual	YTD On Order	YTD Total Committed	YTD Variance	Rev. Bud. Variance	% Rev Bud
RTR Reseal Program									
21119 Bonnie Doon Road (20)	\$99,970	\$99,970	\$0	\$62,653	\$7,950	\$70,503	-\$70,503	\$29,467	71%
21120 Magorambey Road (21)	\$75,330	\$75,330	\$75,330	\$168,314	\$0	\$168,314	-\$92,984	-\$92,984	223%
21121 Shearns Creek (22)	\$23,130	\$75,795	\$75,795	\$82,143	\$0	\$82,143	-\$6,348	-\$6,348	108%
21147 Vale Street (49)	\$22,206	\$22,206	\$0	\$0	\$0	\$0	\$0	\$22,206	0%
Total RTR: Rehabilitation Program	\$1,491,986	\$1,713,404	\$739,960	\$1,146,814	\$71,960	\$1,218,774	-\$478,814	\$566,590	71%
RTR Reseal Program									
21134 Aerodrome Road (36)	\$25,044	\$25,044	\$0	\$2,669	\$0	\$2,669	-\$2,669	\$22,375	11%
21135 Aerodrome Road (37)	\$0	\$25,704	\$25,704	\$0	\$0	\$0	\$25,704	\$25,704	0%
21142 McCannel-Greytown Rd (44)	\$0	\$16,580	\$16,580	\$290	\$0	\$280	\$16,270	\$16,270	2%
21143 Lone Pile, Longwood Ruff, Neilson, Northwood, Woodlea (45)	\$37,534	\$37,534	\$0	\$317	\$0	\$317	-\$317	\$37,217	1%
21144 Pine Lodge Road (46)	\$0	\$11,840	\$11,840	\$0	\$0	\$0	\$11,840	\$11,840	0%
21148 Armstrong, Ash, Cowslip + (50)	\$66,156	\$66,156	\$0	\$722	\$0	\$722	-\$722	\$65,434	1%
25130 Aerodrome Road	\$26,704	\$0	\$0	\$0	\$0	\$0	\$0	\$0	0%
25131 Arcadia Two Chain Road	\$22,668	\$22,668	\$0	\$17,375	\$0	\$17,375	-\$17,375	\$5,193	77%
25132 Avenel-Longwood Road	\$63,888	\$63,888	\$0	\$39,835	\$0	\$39,835	-\$39,835	\$14,053	74%
25135 Boko Road	\$16,390	\$16,390	\$0	\$14,420	\$0	\$14,420	-\$14,420	\$1,960	88%
25137 Dargalong Road	\$20,982	\$20,982	\$0	\$18,485	\$0	\$18,485	-\$18,485	\$2,497	88%
25138 Doherty Road	\$9,816	\$9,816	\$0	\$39,141	\$0	\$39,141	-\$39,141	-\$29,325	398%
25142 Pine Lodge Road	\$11,840	\$0	\$0	\$15,110	\$0	\$15,110	-\$15,110	-\$15,110	0%
25148 Mt Camel-Greytown Road	\$16,560	\$16,560	\$6,000	\$25,858	\$0	\$25,858	-\$17,858	-\$9,298	156%
25149 Murchison Road	\$0	\$0	\$0	\$6,229	\$0	\$6,229	-\$6,229	-\$6,229	0%
25152 Northwood Road	\$0	\$0	\$0	\$7,840	\$0	\$7,840	-\$7,840	-\$7,840	0%
25153 Angle Road	\$15,284	\$15,284	\$0	\$12,413	\$0	\$12,413	-\$12,413	\$2,851	81%
25155 Racecourse Road	\$23,662	\$23,662	\$0	\$21,209	\$0	\$21,209	-\$21,209	\$2,353	90%
25156 Seymour-Avenel Road	\$175,800	\$98,800	\$98,800	\$94,475	\$0	\$94,475	\$4,325	\$4,325	95%
25169 Boko Road	\$28,140	\$28,140	\$0	\$28,018	\$0	\$28,018	-\$26,018	\$3,122	89%
25170 Bonnie Doon Road	\$55,856	\$55,856	\$0	\$48,855	\$0	\$48,855	-\$46,855	\$9,001	84%
25960 Aerodrome Road Ch 1200 - 1875	\$11,904	\$11,904	\$0	\$48,354	\$0	\$48,354	-\$48,354	-\$36,450	405%
25961 Bobo Church Road Ch 50 - 2040	\$112,449	\$112,449	\$112,449	\$117,665	\$0	\$117,665	-\$5,246	-\$5,246	105%
25966 Creightons Creek Rd Ch 11910-13760	\$45,136	\$45,136	\$0	\$37,463	\$0	\$37,463	-\$37,463	\$7,673	83%
25969 Goulburn Weir Road Ch 75 - 1310	\$26,396	\$26,396	\$0	\$23,183	\$0	\$23,183	-\$23,183	\$5,213	82%
25971 Longwood-Shepparton Road Ch 4285 - 8000	\$39,556	\$39,556	\$0	\$32,585	\$0	\$32,585	-\$32,585	\$6,971	82%
25973 Ponkeon Creek Road Ch 0 - 345	\$12,240	\$12,240	\$0	\$12,880	\$0	\$12,880	-\$12,880	-\$850	105%
25975 Spring Creek Road Ch 0 - 430	\$11,540	\$11,540	\$0	\$10,037	\$0	\$10,037	-\$10,037	\$1,603	86%
25980 Creightons Creek Road	\$92,008	\$92,008	\$0	\$75,388	\$0	\$75,388	-\$75,388	\$16,620	82%
25982 Horseshoe Bend Land	\$19,008	\$19,008	\$0	\$21,827	\$0	\$21,827	-\$21,827	-\$2,819	115%
25983 Longwood-Ruffly Road	\$25,728	\$25,728	\$0	\$20,250	\$0	\$20,250	-\$20,250	\$5,478	79%
25984 Warrenbayne West Road	\$10,850	\$10,850	\$10,850	\$11,336	\$0	\$11,336	-\$486	-\$486	104%
Total RTR Reseal Program	\$1,005,009	\$944,569	\$294,203	\$900,271	\$0	\$800,271	-\$616,068	\$144,298	85%
RTR Rehab Council									
21109 Aerodrome Road - Council Funded \$74,679	\$1	\$74,679	\$74,679	\$31,167	\$0	\$31,167	\$43,512	\$43,512	42%
21110 Nook Road - Council Funded \$42,315	\$1	\$42,315	\$42,315	\$4,784	\$0	\$4,784	\$37,521	\$37,521	11%
21111 Nook Road - Council Funded \$33,945	\$1	\$33,945	\$33,945	\$0	\$0	\$0	\$33,945	\$33,945	0%
21112 Ash Street - Council Funded \$20,160	\$1	\$20,160	\$20,160	\$11,400	\$0	\$11,400	\$8,760	\$8,760	57%

**Strathbogie Shire Council
Account Management Report
for year to May 2016 (actuals as at 15 June 16 - 92% of year)**

	Original Budget	Current Budget	YTD Budget	YTD Actual	YTD On Order	YTD Total Committed	YTD Variance	Rev. Bud. Variance	% Rev Bud
21113 Birkett Street - Council Funded	\$1	\$10,620	\$10,620	\$12,962	\$0	\$12,962	-\$2,342	-\$2,342	122%
21122 Anderson St - Council Funded	\$0	\$11,904	\$11,904	\$55,556	\$0	\$55,556	-\$43,652	-\$43,652	467%
21123 Mernda Ave - Council Funded	\$0	\$112,449	\$112,449	\$30,280	\$0	\$30,280	\$82,169	\$82,169	27%
Total RTR Rehab Council	\$5	\$306,072	\$306,072	\$146,159	\$0	\$146,159	\$159,913	\$159,913	48%
Total Roads to Recovery	\$2,487,000	\$2,964,045	\$1,330,235	\$2,093,244	\$71,960	\$2,165,204	-\$634,969	\$870,801	73%
Total Roads	\$2,973,000	\$3,576,045	\$1,804,235	\$2,259,222	\$418,879	\$2,678,102	-\$873,867	\$1,316,823	75%
Kerb & Channel									
21001 Gobur St: Kerb & Channel	\$11,000	\$11,000	\$11,000	\$1,000	\$0	\$1,000	\$10,000	\$10,000	9%
21002 Kirkland Ave: Kerb & Channel	\$21,000	\$21,000	\$21,000	\$23,174	\$0	\$23,174	-\$2,174	-\$2,174	110%
21003 Fancourt Street	\$30,000	\$30,000	\$30,000	\$37,644	\$0	\$37,644	-\$7,644	-\$7,644	125%
Total Kerb & Channel	\$62,000	\$62,000	\$62,000	\$61,817	\$0	\$61,817	\$183	\$183	100%
CAPEXP adjustments since adoption									
Buildings - Municipal Properties									
Total Buildings - Municipal Properties	\$0	\$0	\$0	\$0	\$0	\$0	\$0	\$0	0%
Total CAPEXP adjustments since adoption	\$0	\$0	\$0	\$0	\$0	\$0	\$0	\$0	0%
Total Capital	\$7,760,000	\$9,394,760	\$5,967,750	\$5,097,562	\$808,644	\$5,906,206	\$61,544	\$4,297,198	63%
Grand Total	\$7,760,000	\$9,394,760	\$5,967,750	\$5,097,562	\$808,644	\$5,906,206	\$61,544	\$4,297,198	63%

9.7.12 Electronic Gaming Machine Policy Statement

Author & Department

Executive Manager, Corporate and Community / Corporate and Community Directorate

Disclosure of Conflicts of Interest in relation to advice provided in this report

The author of this report and officers/contractors providing advice in relation to this report do not have a direct or indirect interest, as provided in accordance with the Local Government Act 1989.

Summary

The proposed Electronic Gaming Machine Policy Statement (Policy) was advertised in the Euroa Gazette, the Shepparton News, the Benalla Ensign and the Seymour Telegraph on 20 April 2016. Submissions under Section 223 of the Local Government Act 1989 were invited.

One submission was received. At a Special Council Meeting on 14 June 2016, Council received and heard the submission from Alistair Thomson, spokesperson for the 'No Pokies for Euroa' group.

RECOMMENDATION

- 1. That Council adopts the Electronic Gaming Machine Policy Statement.**
- 2. That Council reviews the Electronic Gaming Machine Policy Statement in 4 years.**

CRS WILLIAMS/LITTLE –

That the Recommendation be adopted, subject to the deletion of the second dot point under 'Location of EGM's, as shown by strikethroughs.

ON BEING PUT, THE MOTION WAS TIED; THREE VOTES IN FAVOUR, AND THREE VOTES AGAINST.

87/16 THE MAYOR PROVIDED THE CASTING VOTE, IN FAVOUR OF THE MOTION. THEREFORE, THE MOTION WAS CARRIED.

Cr Weatherald called for a division

For the Motion

Cr Williams
Cr Little
Cr Furlantto
Cr Furlanetto (casting vote)

Against the Motion

Cr Swan
Cr Storer
Cr Weatherald

9.7.12 Electronic Gaming Machine Policy Statement (cont.)

Background

The Electronic Gaming Machine Policy Statement has been drafted with input from a range of stakeholders, and has been modelled on the policy documents from Hobsons Bay and Mitchell Shire Councils. The draft document has been on public display and submissions were invited. The submissions have been received and heard and Council has taken into consideration the feedback received.

The policy statement will provide support for the Council's future work to be completed in the Strathbogrie Planning Scheme to prepare a Gambling Policy Framework. It will also provide guidance for current and future Councils in making decisions about EGM planning matters.

Alternative Options

The author and other officers providing advice in relation to this report have considered potential alternative courses of action. No feasible alternatives have been identified.

Risk Management

The author of this report considers that there are no significant Risk Management factors relating to the report and recommendation.

Strategic Links – policy implications and relevance to Council Plan

The author of this report considers that the report is consistent with Council Policies, key strategic documents and the Council Plan.

Best Value / National Competition Policy (NCP) / Competition and Consumer Act 2010 (CCA) implications

The author of this report considers that the report is consistent with Best Value, National Competition Policy and Competition and Consumer Act requirements.

Financial / Budgetary Implications

The author of this report considers that the recommendation has no capital or recurrent budget considerations.

Economic Implications

The author of this report considers that the recommendation has no significant economic implications for Council or the broader community.

Environmental / Amenity Implications

The author of this report considers that the recommendation has no significant environmental or amenity implications for Council or the broader community.

Community Implications

The author of this report considers that the recommendation has no significant community or social implications for Council or the broader community.

Victorian Charter of Human Rights and Responsibilities Act 2006

The author of this report considers that the recommendation does not limit any human rights under the Victorian Charter of Human Rights and Responsibilities Act 2006.

9.7.12 Electronic Gaming Machine Policy Statement (cont.)

Legal / Statutory Implications

The author of this report considers that the recommendation has no legal or statutory implications which require the consideration of Council.

Consultation

The community consultation process undertaken for the development of this policy statement is now completed. Further consultation may be undertaken during future reviews of the policy statement.

Attachments

Electronic Gaming Machine Policy Statement



Electronic Gaming Machine (EGM) Policy Statement

COUNCIL POLICY	
Effective Date:	21 st June 2016
Last Review:	21 st June 2016
Current Review:	21 st June 2016
Adopted By Council:	21 st June 2016
Next Review Date:	21 st June 2020
Responsible Officer/s:	Director Sustainable Development

Introduction

Council recognises that there are many forms of legalised gambling in the community and while gambling can provide a range of social and recreational opportunities, it can also have detrimental impacts on people who gamble and on their families, friends and the broader community.

This position is supported by the Productivity Commission (2010) in its report into gambling which noted that *“the potential for significant harm from some types of gambling is what distinguishes it from most other enjoyable recreational activities.”*

This Electronic Gaming Machine (EGM) policy statement has been informed by state and federal legislation and regulations, a broad range of research on the current gambling environment, and consultations with Strathbogie Shire residents, service providers and venues.

The findings of this work indicate that EGMs are problematic for some people within Strathbogie Shire as highlighted in financial losses and some members of the community’s concern about the impacts of gambling.

This work has informed the key principles and commitments in this policy statement and will direct Council’s response within the gambling environment.

Purpose of this policy statement

The purpose of this Policy is to articulate Council’s commitment to minimising the negative impacts of EGM gambling for the community of Strathbogie Shire. **It will also provide guidelines for responding to planning permit applications for the use and installation of EGM’s and gaming licence applications to the Victorian Commission for Gambling and Liquor Regulation., where it does not conflict with relevant legislation.**

While Council is also concerned about the harmful impacts of other forms of gambling, in particular the growing participation in online gambling, at this stage these fall outside the direct influence of local government legislation. They are therefore addressed within Council’s advocacy role.

Legislative and regulatory context

This EGM policy statement has been developed within the context of federal and state government legislation and regulation that was current at the time of its development.

Federal Government

The Federal Government does not have a regulatory role in relation to gambling but does have a role in managing the social impacts of gambling. In late 2013, the current Federal Government released its policy direction, *Helping Problem Gamblers*. Within the policy, it committed to the introduction of voluntary pre-commitment and the establishment of an industry advisory council, comprising representatives of clubs and gaming venues, meeting quarterly with the responsible Minister.

Victorian Government

The Victorian Government regulates all gambling activity in the state. The *Gambling Regulation Act 2003* (Gambling Act) provides the legislative framework for gambling and identifies the responsible authorities and the extent of their powers to control and manage gambling.

Established in 1991, the Community Support Fund (CSF) is a trust fund governed by the *Gambling Regulation Act 2003* which requires a portion of gaming revenues to be directed back into the community. Under the Gambling Act, hotels contribute 8.33 per cent of their revenue from EGMs to the fund. The majority of the CSF is directed towards:

- hospitals and charities in the health sector
- the Victorian Government's drug strategy
- the Victorian Veterans Fund

The State Government then allocates the remaining funding to provide community grants for the following purposes:

- programs to tackle problem gambling
- drug education, treatment and rehabilitation programs
- financial counselling and support for families in crisis
- youth, sport, recreation, arts and tourism programs

In addition to the CSF, clubs that have EGMs are required to provide an annual Community Support Benefit Statement. The statement covers a range of contributions the club has made to the community which can then be used to reduce their taxation rate. Like hotels, clubs are required to contribute 8.33 per cent. Contributions they can claim include those made to charities, sporting clubs and volunteers. They can also claim for operating costs such as the upkeep of sporting facilities, purchases such as TVs for club users, community buses to bring customers to the club and subsidised meals for patrons.

The Victorian Commission for Gambling and Liquor Regulation (VCGLR) is the statutory authority that administers both liquor and gambling laws in Victoria. The VCGLR is responsible for assessing applications for EGMs, issuing the licences for their operation and ensuring the management of EGM venues complies with Victorian regulations.

As part of the application process the community, including councils, can make submissions which either support or oppose the application. Decisions made by the VCGLR can be challenged at the Victorian Civil and Administrative Tribunal (VCAT).

The Minister for Consumer Affairs, Gaming and Liquor Regulation in the Victorian Government oversees gambling policy and legislation which the VCGLR implements. Under section 3.4A.5 (3)(b) of the *Gambling Regulation Act 2003*, the VCGLR determines the maximum number of EGM entitlements for a capped region. The purpose of the cap is to limit the number of EGMs in areas identified with high levels of community disadvantage. Currently 20 regions in Victoria are capped, none of which are in the Strathbogie shire. However, the area covered by the City of Greater Shepparton, a neighbouring shire, is included in the capped regions.

Pre-commitment to allow those gambling on EGMs to set time and loss limits commenced in 2015. Failure to do this places the venue in breach of the *Gambling Regulation Act 2003*. It carries a fine of approximately \$17,000 for each offence.

The *Victorian Responsible Gaming Foundation Act* was established in 2011. The foundation provides funding for a range of services, supports and research to minimise the impact of problem gambling. One such program is Gambler's Help which also provides venue support workers to assist venues to meet the legislative requirements of the Responsible Gambling Codes of Conduct, to train venue staff to identify problem gamblers and encourage referrals to Gambler's Help and other community support services.

Local Government

Under the *Victorian Local Government Act 1989* and the *Public Health and Wellbeing Act 2008*, local government is the responsible authority for protecting and promoting the health and wellbeing of communities.

Within this context, Strathbogie Shire Council has developed the Healthy Communities Plan 2013-17 (HCP). The HCP is a key document which guides Council's work and sets out the key priority areas for Council to plan for a healthy community. The HCP states "Strathbogie Shire Council is serious about its responsibility to influence and create a range of healthy environments within the Shire. We accept that we cannot simply deal with illness or ill health after it appears when the environment in which people live or work gives them little or no choice or support. Instead, we must plan in advance to make informed decisions around social, economic and physical environments that directly affect the health and wellbeing of all communities."

Under the *Planning and Environment Act 1987*, local government is the responsible authority for the consideration of planning applications related to the installation and use of EGMs and the issuing of relevant planning permits. The schedule to Clause 52.28 of the Victorian Planning Provisions (VPPs) (located in Planning Schemes) allows councils to identify locations where EGM venues are prohibited (refer to Appendix 1). It should be noted that planning decisions can be appealed at VCAT.

Local government's role in EGM licensing is confined to that of a third party whereby it can make submissions to the VCGLR supporting or opposing an EGM application. Submissions are restricted to social wellbeing and amenity issues. The VCGLR decisions can be appealed at VCAT.

This Council has supported the Municipal Association of Victoria (MAV) "Enough Pokies" campaign in relation to protecting vulnerable communities from the inappropriate placement of poker machines.

The MAV also commissioned research by Monash University into the impacts of electronic gambling machines. An outcome of this has been to advocate for the Victorian Government to amend the *Gambling Regulation Act 2003* to:

- **require decision-makers at the Victorian Commission for Gambling and Liquor Regulation (VCGLR) to consider the social and economic impacts of increasing densities of EGMs in vulnerable communities at the local level or census collection district level**
- **require community benefits to be genuine and benefit those at most risk of harm from EGM gambling. The applicant would also be required to prove that there is a positive community benefit from increasing the number of EGMs, as opposed to the current 'will not be detrimental' test.**

- **prohibit applications for new or increased numbers of EGMs in local communities (at suburb or statistical local area level) with below-average socio-economic indexes for areas scores where the EGM density is currently above, or will become above, the state average**

Socioeconomic impacts of gambling

Gambling Revenue from EGMs

The Victorian Government reported that \$1.6 billion (2014-15) came from all forms of gambling. EGMs contributed \$961million of tax raised from gambling. Victoria's reliance on gambling taxes, particularly EGM losses, highlights the dilemma the state government faces addressing gambling risks and harms, at the cost of losing an important revenue stream.

A portion of state taxes (8.33%) raised from EGMs is directed back into the community. The Victorian Government collects and redistributes taxes from EGMs that are in hotels, whereas clubs independently allocate this revenue and must provide an audited Community Benefits Statement each year.

Health and Wellbeing Impacts

Responsible gambling is the term that is generally applied where people are in control of their gambling behaviour and choices. They know how much they can afford to lose and when to stop. They make up the majority of gamblers.

However there are others who are not in control of their gambling behaviours. The financial, social and health impacts can be profound for them and their families. Problem gambling, or gambling addiction, is defined by Gambling Research Australia (2005) as:

“Problem gambling is characterised by difficulties in limiting money and/or time spent on gambling which leads to adverse consequences for the gambler, others, or for the community.”

The Productivity Commission's (2010) *Inquiry Report Vol. 1, Gambling* estimated that four per cent of Australia's adult population gamble on EGMs at least weekly and approximately 15 per cent of regular players are 'problem gamblers'. Furthermore, federal government (2014) estimates indicate that the impacts of problem gambling extend beyond the gambler, affecting the lives of between five and ten other people.

The Productivity Commission's report (2010) found that *“the potential for significant harm from some types of gambling is what distinguishes it from most other enjoyable recreational activities”* and that *“problems and vulnerabilities rise with the frequency of gambling and are much greater for gaming machines than other gambling forms”*. The Commission also found that:

- while around four per cent of all gamblers find it hard to resist gambling, this rises to more than 30 per cent for regular EGM players
- people who only play lotteries, scratch tickets, bingo or raffles face fewer problems compared to those who play EGMs, wager or play casino table games

A Victorian Department of Justice (2009) study on the health impacts of 15,000 problem gamblers found that they are likely to experience a number of complex health issues that impact on their psychological and physical wellbeing such as:

- 46 per cent reported anxiety as a major issue
- 52 per cent reported depression as a major issue
- 27 per cent considered suicide in the past 12 months
- 43 per cent smoke between 11-20 cigarettes a day
- 25 per cent have risky rates of alcohol consumption 15-28 drinks per week
- 21 per cent were obese
- 28 per cent had a disability affecting everyday life

Beyond the personal health issues experienced by problem or addicted gamblers, there are a range of wellbeing issues where the effects are more wide spread. The table below, compiled by the Victorian Local Governance Association (VLGA, 2014), illustrates how these impacts play out within the home, socially, in the workplace and broadly on the community. While there are obvious financial costs, it is clear that all aspects of daily life are potentially affected by problem gambling. It is therefore in everyone's interests to address problem gambling.

Table 1: Gambling impacts on surrounding community

Community	Impact
Individual	job loss, financial hardship, loss of social supports and community connections
Family and friends	family neglect, domestic violence, relationship breakdown, poverty, homelessness, stigma and social isolation
Workplaces, clubs, groups	absenteeism, job loss, poor performance, theft, lower participation rates in sports and social clubs
Community	reduced resources available, increased reliance on welfare supports, community disempowerment, poverty, increased crime and associated costs

EGM gambling in Strathbogie Shire

EGM Losses

The VCGLR has the power to increase or limit the number of EGMs in identified regions and municipalities. As at 30 June 2015, Strathbogie Shire had 32 EGMs located at one venue in Nagambie. The average number of EGMs was 3.98 machines per 1,000 adults. On average \$3,613 was lost each day, a total of \$1,318,809 pa, or \$41,212 per machine pa.

Location of EGM's

When considering EGM planning applications Council will discourage them in areas:

- **Specified in the Schedule to Clause 52.28-4. They will also be strongly discouraged in areas that abut, or are adjacent, opposite or in such close proximity to prohibited areas that a proposed venue would reasonably be considered particularly convenient to users of the strip shopping centre;**

- ~~Where any ABS collection district within 400 metres walking distance of the proposed venue is in the 20% most disadvantaged collection of districts in Victoria, as set out in the latest SEIFA Index of relative socio-economic disadvantage;~~
- Where the gaming venue, and its associated uses, will be compatible with the predominant surrounding land uses by ensuring that the proposed location, design and operating hours do not detrimentally affect the amenity of the surrounding area.

Groups Vulnerable to problem gambling

The Victorian Government's Problem Gambling Community Awareness and Education Strategy (2009) identified those 'at risk of developing a gambling problem' as people who may:

- be experiencing mental health issues (e.g. depression)
- have co-morbid addictions (e.g. drug/alcohol)
- be socially isolated
- have intellectual disability / cognitive impairments

The strategy also identified the following population groups as being at a higher risk:

- older people
- young people
- people from Culturally and Linguistically Diverse (CALD) backgrounds

As the table below indicates, quantifying these vulnerable groups within the Strathbogie Shire population suggests some may be at risk of becoming, or are, problem gamblers.

Table 2: Vulnerable groups and Problem Gamblers in Strathbogie Shire

Community	Strathbogie Shire Populations
Older People	Approximately 43 per cent of the Strathbogie Shire population is aged 55 and over, living primarily in the Violet Town, Euroa, Avenel and Nagambie townships.
Culturally and linguistically diverse	4% born overseas.
Young People	8.7 per cent of the Strathbogie Shire population aged between 15* and 24.
People With a Disability	Approximately 6.6 per cent of Strathbogie Shire residents self-reported a need for assistance with their day to day lives due to disability.
Problem Gamblers	Between 0.5 per cent and one per cent of adult Australians are likely to be problem gamblers and further 1.4 to 2.1 per cent of Australian adults are vulnerable to problem gambling (Productivity Commission, 2010). This equates to approximately 49-98 Strathbogie Shire residents who may be problem gamblers and a further 137 - 206 residents who may be vulnerable to problem gambling.

* According to the Victorian Responsible Gambling Foundation (VRGF 2014) while it is illegal for those under 18 to gamble, nearly eight in 10 teenagers have gambled in the past year and a survey shows three to four per cent of teenagers have a problem with gambling, approximately double the rate of adults, or in other words, an average of one teenager in every high school class. The VRGF report found "Most gambling by young people is on more benign (though still illegal) types of gambling, such as scratchies, lotto or friendly card games. However, around one in five are participating in gambling such as sports betting, racing or even pokies".

In addition to these at risk groups, the Victorian Competition and Efficiency Commission (VCEC, 2012) found that *“the number of EGMs, the level of total expenditure, and measures of socio-economic disadvantage align with problem gambling prevalence rates”*.

The SEIFA index of disadvantage (profile.ID 2011) helps to identify clusters of socio-economic vulnerability. The index uses factors such as high unemployment, low income and low education as markers of relative socio-economic disadvantage to develop a single score. The Victorian score sits at 1009.6. Strathbogie Shire’s score of 970.2 places it at the 23rd most disadvantaged local government area in Victoria.

As the table below shows, disadvantage is unevenly experienced within Strathbogie Shire. Areas of higher disadvantage may be considered at higher risk of the negative impacts of gambling.

Table 3: SEIFA Index of disadvantage per small area (2011)

Neighbourhood	SEIFA
Avenel	1005.8
Violet Town	987.5
Euroa	957.3
Nagambie	941.1
Strathbogie Shire	970.2
Victoria	1009.6
Australia	1002.0

Source: profile.ID 2011 Index of relative socio-economic disadvantage

Currently one venue has EGMs and it is located in Nagambie.

Scope of this policy statement

Council will have regard to this policy statement when making a submission to the Victorian Commission for Gambling and Liquor Regulation (VCGLR) on:

- an application for approval of a premises as suitable for gambling under section 3.3.6 of the *Gambling Regulation Act 2003* (Gambling Act); and
- a request for an amendment of conditions of a venue operator’s licence under section 3.4.19 of the Gambling Act.

This policy statement applies when considering planning permit applications for gaming made under the *Planning and Environment Act 1987*. In those instances the Strathbogie Planning Scheme, Particular Provisions, Clause 52.28 deals with these applications. Furthermore, Clause 21.05 of the Strathbogie Planning Scheme, Local Planning Policies, identifies future strategic work to “Prepare a Gambling Policy Framework and implement the recommendations into the planning scheme.”

This policy statement provides guidance for Council’s advocacy initiatives relating to problem gambling within the Strathbogie Shire community, including that associated with non-EGM gambling.

Policy Statement

1. Council recognises that EGMs are a legitimate and legal recreational activity within the Strathbogie Shire which many people enjoy.
2. Council notes that EGMs are associated with a higher prevalence of problem gambling compared to other forms of gambling.
3. Council accepts that for problem gamblers, EGMs can be the source of significant adverse social and economic consequences with flow on impacts to their families and the wider community.
4. Council aims to reduce the negative impacts relating to EGMs.
5. Council supports the Victorian State Government cap of 78 EGMs in the Strathbogie Shire intended to protect vulnerable communities from the harmful effects of gambling. Council is opposed to any increase to the existing cap.
6. Council will not support new EGM venues, additional EGM licences and the transfer of EGM licences between venues unless the Social and Economic Impact Assessment (SEIA) has been undertaken and submitted with the application. The SEIA will be considered when Council makes its decision.
7. Council will exercise its right to make a submission to the VCGLR.

Other actions

Partnerships

- Council will seek to identify and mitigate harms associated with EGMs by working in partnership with community services such as Gambler's Help, peak bodies and other local governments within available resources.
- Council will support activities which promote responsible gambling and provide information on its website to support educating the community regarding the harms of EGMs.
- Council, in consultation with other stakeholders will continue to develop, maintain and promote a range of sporting, leisure and recreational facilities and opportunities that offer an alternative to EGMs.
- Council will establish and maintain dialogue with local EGM venue operators to support compliance with Responsible Gambling Foundation guidelines, encourage harm minimisation practices and ensure that venues remain informed about local community issues.

Research and advocacy

- Council will advocate for additional support services and programs within the municipality for problem gamblers.

Responsibilities

The directorate responsible for upholding this policy statement is Sustainable Development.

Related documents

This policy statement responds to the following legislation:

- *Local Government Act 1989*
- *Public Health and Wellbeing Act 2008*
- *Gambling Regulation Act 2003*
- *Planning and Environment Act 1987*

This policy statement links with the following Council plans and local planning policy framework:

- Strathbogie Shire Council Plan
- Healthy Communities Plan
- Economic Development Master Plan
- Strathbogie Planning Scheme

Council will review this policy statement every four years to align with the Council plan or within a time frame that aligns with changes to legislation or Council's strategic directions.

Acknowledgements

Strathbogie Shire Council acknowledges members of the Strathbogie Shire community, Hobson's Bay Council, Mitchell Shire Council and key stakeholders who have contributed to the development of this policy statement.

The Council acknowledges the legal responsibility to comply with the *Charter of Human Rights and Responsibilities Act 2006* and the *Equal Opportunity Act 2010*. The *Charter of Human Rights and Responsibilities Act 2006* is designed to protect the fundamental rights and freedoms of citizens. The Charter gives legal protection to 20 fundamental human rights under four key values that include freedom, respect, equality and dignity.

Glossary of Terms

Community Benefit Scheme: club and racing club venues that receive gaming revenue are required to allocate a percentage of taxes raised back into the community. Venues must provide an audited Community Benefits Statement to the Victorian Commission for Gambling and Liquor Regulation (VCGLR) each year.

Disadvantaged Communities: are identified through the Socio-Economic Indexes for Areas (SEIFA) index of disadvantage (see below) to geographically identify clusters of socio-economically disadvantaged populations.

Electronic Gaming Machine Entitlements: venue operators may only operate gaming machines if they hold Electronic Gaming Machine (EGM) entitlements. Each EGM entitlement authorises venue operators to operate one gaming machine for a period of 10 years from 2012.

Gaming Machines: commonly referred to as electronic gaming machines (EGM) or pokies. A gaming machine is any device, whether wholly or partly mechanically or electronically operated, that is so designed that it may be used for the purpose of playing a game of chance or a game of mixed chance and skill; and as a result of making a bet on the device, winnings may become payable.

Gambling: is the wagering of money where the outcome is uncertain and the primary intent is to win additional money and/or material goods.

Gambling Regulation Act 2013: the main purpose of this Act is to re-enact and consolidate the law relating to various forms of gambling and to establish a Victorian Commission for Gambling Regulation.

Non-EGM gambling: covers a range of gambling activities and fundraising events such as wagering, sports betting, bingo, card games, sweeps, raffles, lucky envelopes etc. conducted by community and charitable organisations. The Victorian Commission for Gambling and Liquor Regulation (VCGLR) oversees these activities and the issuing of permits

Pre-Commitment: means a prescribed mechanism or system that allows a person to set a time limit or net loss limit before that person plays a gaming machine. A voluntary pre-commitment scheme is due to commence operation in Victoria from the 1 December 2015.

Problem Gambling: is characterised by difficulties in limiting money and/or time spent on gambling which leads to adverse consequences for the gambler, others, or for the community.

Service providers: provide services related to health and wellbeing, including economic, social, and emotional support for those affected by gambling.

Socio-Economic Indexes for Areas (SEIFA) – disadvantage index: measures the relative level of socio-economic disadvantage based on a range of Census characteristics high unemployment, low income and low education as markers of relative socio-economic disadvantage to develop a single score. The lower the SEIFA index number, the greater the level of comparative disadvantage.

Vulnerable /at risk groups: are those who are more likely to become problem gamblers (refer to Table 2).

Victorian Administrative Appeals Tribunal (VCAT): hears appeals related to the issuing of EGM licences by the Victorian Commission for Gambling and Liquor Regulation (VCGLR) and planning decisions made by local government.

Victorian Commission for Gambling and Liquor Regulation (VCGLR): the statutory authority that administers gambling and liquor laws in Victoria. The VCGLR is responsible for assessing EGM applications, issuing EGM licences and ensuring the management of EGMs venues complies with Victorian regulations.

Appendix 1- Victorian Planning Provisions - Clause 52.28 and Schedules

52.28-1 Purpose

To ensure that gaming machines are situated in appropriate locations and premises.
To ensure the social and economic impacts of the location of gaming machines are considered.
To prohibit gaming machines in specified shopping complexes and strip shopping centres.

52.28-2 Permit requirement

A permit is required to install or use a gaming machine.

This does not apply in either of the following circumstances:

- Clause 52.28-3 or Clause 52.28-4 specifically prohibit a gaming machine.
- the gaming machine is in an approved venue under the Gambling Regulation Act 2003 on 18 October 2006 and the maximum number of gaming machines for the approved venue on 18 October 2006 is not exceeded.

52.28-3 Prohibition of a gaming machine in a shopping complex

Installation or use of a gaming machine is prohibited on land specified in a schedule to this clause.

This does not apply to a gaming machine in an approved venue under the Gambling Regulation Act 2003 on 18 October 2006; and the maximum number of gaming machines for the approved venue on 18 October 2006 is not exceeded.

52.28-4 Prohibition of a gaming machine in a strip shopping centre

Installation or use of a gaming machine is prohibited in a strip shopping centre if:

- the strip shopping centre is specified in the schedule to this clause.
- the schedule provides that a gaming machine is prohibited in all strip shopping centres on land covered by this planning scheme.

This does not apply to a gaming machine in an approved venue under the Gambling Regulation Act 2003 on 18 October 2006; and the maximum number of gaming machines for the approved venue on 18 October 2006 is not exceeded.

A strip shopping centre is an area that meets all of the following requirements:

- it is zoned for commercial use;
- it consists of at least two separate buildings on at least two separate and adjoining lots;
- it is an area in which a significant proportion of the buildings are shops;
- it is an area in which a significant proportion of the lots abut a road accessible to the public generally; but it does not include the Capital City Zone in the Melbourne Planning Scheme.

52.28-5 Decision guidelines

Before deciding on an application, in addition to the decision guidelines of Clause 65, the responsible authority must consider, as appropriate:

- The State Planning Policy Framework and the Local Planning Policy Framework, including the Municipal Strategic Statement and local planning policies.
- The compatibility of the proposal with adjoining and nearby land uses.

9.7.13 Business Management System

The June 2016 Business Management System Report includes reports as follows:-

- Building Department – May 2016 Statistics
- Planning Department – Planning Application Approvals – Development Cost (Capital Improved Value) - May 2016
- Confirm Customer Enquiry Flow – Report for May2016
- Actioning of Council Reports Resolutions – Status Report
- Outstanding Actions of Council Resolutions to 31 May 2016
- Council Policies – Review / New – May / June 2016
- Record of Assemblies of Councillors
- Record of Meetings of Section 86 Committees of Council received in the past month

By reporting on a monthly basis, Council can effectively manage any risks that may arise. The Business Management System will also incorporate Council's corporate goals and objectives.

RECOMMENDATION

That the report be noted.

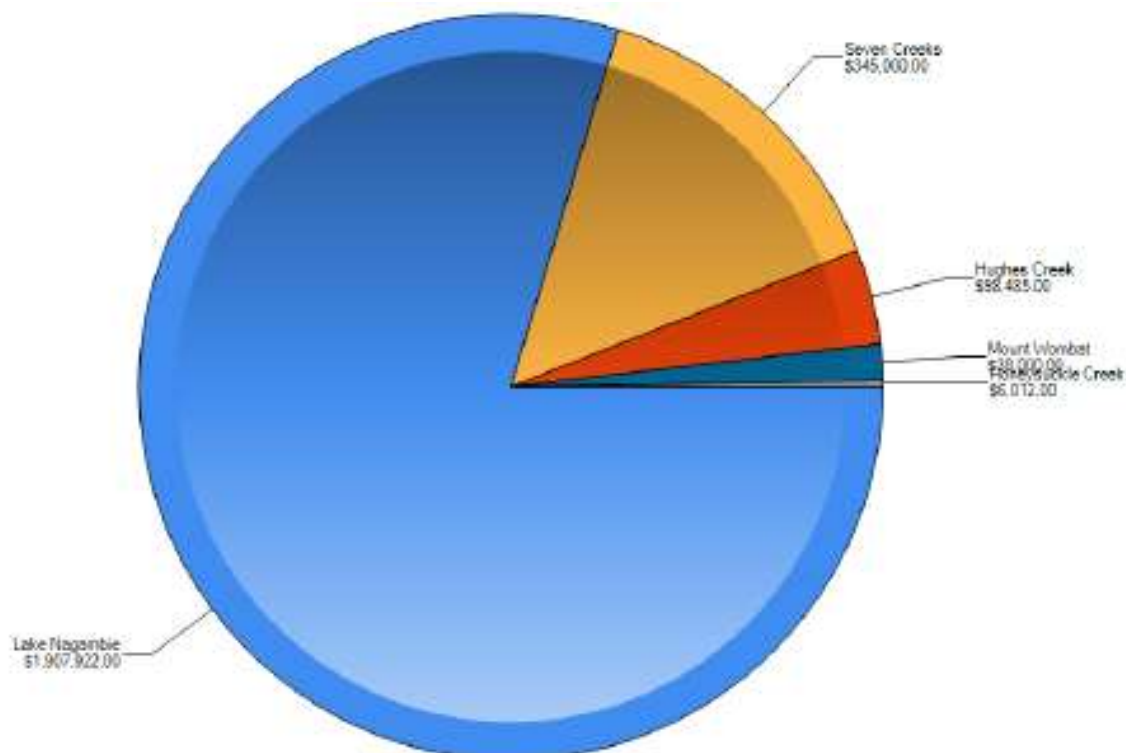
88/16 CRS SWAN/LITTLE : That the Recommendation be adopted.

CARRIED

BUILDING APPROVALS

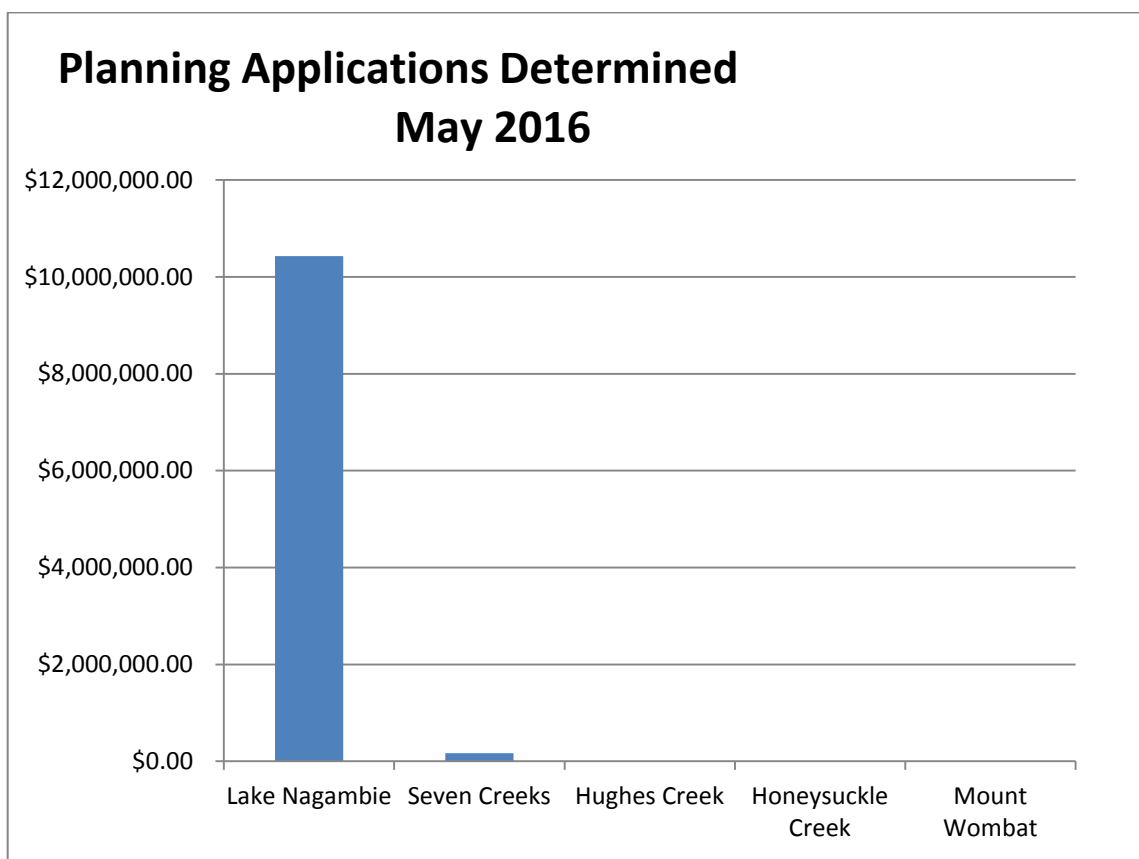
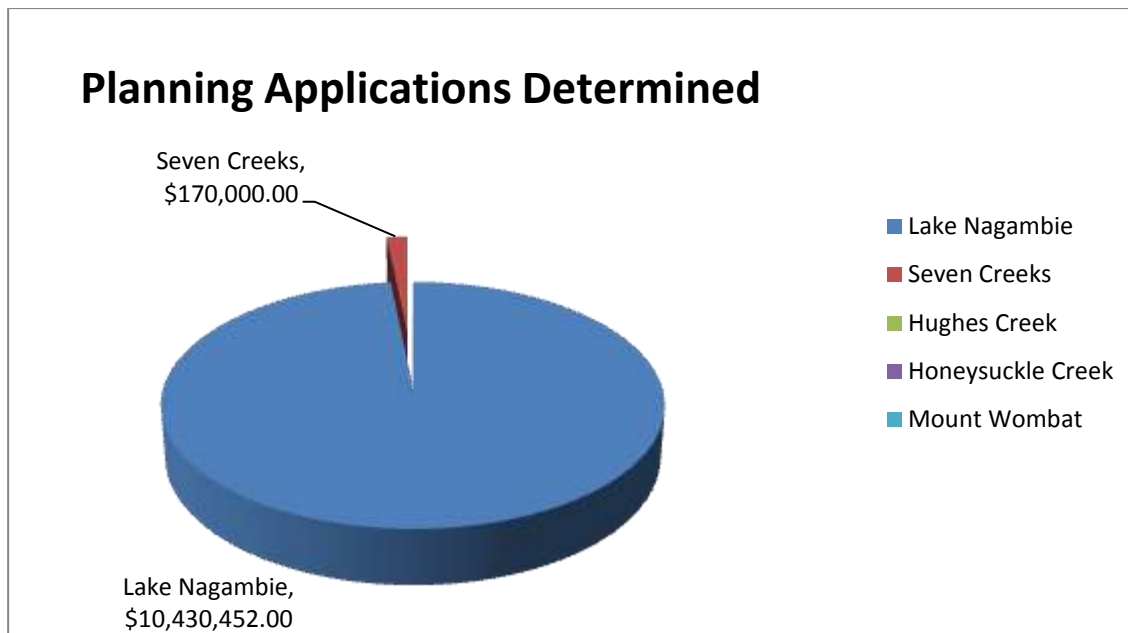
MAY 2016

The value of Building approvals within the Shire of Strathbogie for the month of May totalled \$2,395,419. Expenditure involved largely works in the domestic sector with the majority of permits issued for dwellings and domestic sheds. There was a total 20 permits for the month.



Permit Number	Permit Date	Works	Building Use	Town	Cost Of Works	Ward
2016097/0	16/05/2016	Construction of	Carport	Violet Town	\$6,012.00	Honeysuckle Creek
2016094/0	18/05/2016	Construction of	Swimming Pool and Enclosure	Tablik	\$98,485.00	Hughes Creek
2016077/0	3/05/2016	Construction of	Dwelling & Garage	Nagambie	\$186,589.00	Lake Nagambie
2016078/0	4/05/2016	Construction of	Dwelling & Garage	Nagambie	\$290,000.00	Lake Nagambie
2016079/0	2/05/2016	Construction of	Verandah	Nagambie	\$7,040.00	Lake Nagambie
2016084/0	5/05/2016	Extension to	Shed	Nagambie	\$14,180.00	Lake Nagambie
2016088/0	10/05/2016	Construction of	3 x Units	Nagambie	\$450,000.00	Lake Nagambie
2016089/0	10/05/2016	Construction of	Dwelling & Garage	Nagambie	\$250,242.00	Lake Nagambie
2016090/0	16/05/2016	Demolition and Re-construction of	Verandah	Mitchellstown	\$47,494.00	Lake Nagambie
2016092/0	12/05/2016	Alterations & Additions to	Dwelling	Goulburn Weir	\$264,441.00	Lake Nagambie
2016093/0	9/05/2016	Demolition of	Dwelling & Part Demolition	Tablik	\$52,000.00	Lake Nagambie
2016096/0	17/05/2016	Construction of	Garage	Nagambie	\$24,800.00	Lake Nagambie
2016098/0	27/05/2016	Construction of	Dwelling	Nagambie	\$283,408.00	Lake Nagambie
2016365/0	9/05/2016	Construction of	Carport	Nagambie	\$37,728.00	Lake Nagambie
2016080/0	5/05/2016	Construction of	Shed	Creightons Creek	\$38,000.00	Mount Wombat
2016083/0	1/05/2016	Certification of	Dwelling & Carport	Boho South	\$0.00	Mount Wombat
2016081/0	5/05/2016	Construction of	Carport	Euroa	\$19,000.00	Seven Creeks
2016086/0	2/05/2016	Construction of	Dwelling & Garage	Euroa	\$300,000.00	Seven Creeks
2016087/0	2/05/2016	Re-erection of	Dwelling	Euroa	\$15,500.00	Seven Creeks
2016095/0	17/05/2016	Construction of	Carport x2	Euroa	\$10,500.00	Seven Creeks

PLANNING APPLICATION APPROVALS – DEVELOPMENT COST (CAPITAL IMPROVED VALUE)
MAY 2016



Planning Applications Determined May 2016

Lake Nagambie

Bailieston	\$175,000.00
Bailieston	\$70,000.00
Earlston	\$345,452.00
Kirwans Bridge	\$95,000.00
Mitchellstown	\$150,000.00
Mitchellstown	\$9,000,000.00
Molka	\$300,000.00
Whroo	\$295,000.00

Total for Lake Nagambie **\$10,430,452.00**

Seven Creeks

Balmattum	\$170,000.00
-----------	--------------

Total for Seven Creeks **\$170,000.00**

Hughes Creek

\$0

Honeysuckle Creek

\$0

Mount Wombat

\$0

Total Value **\$10,600,456**

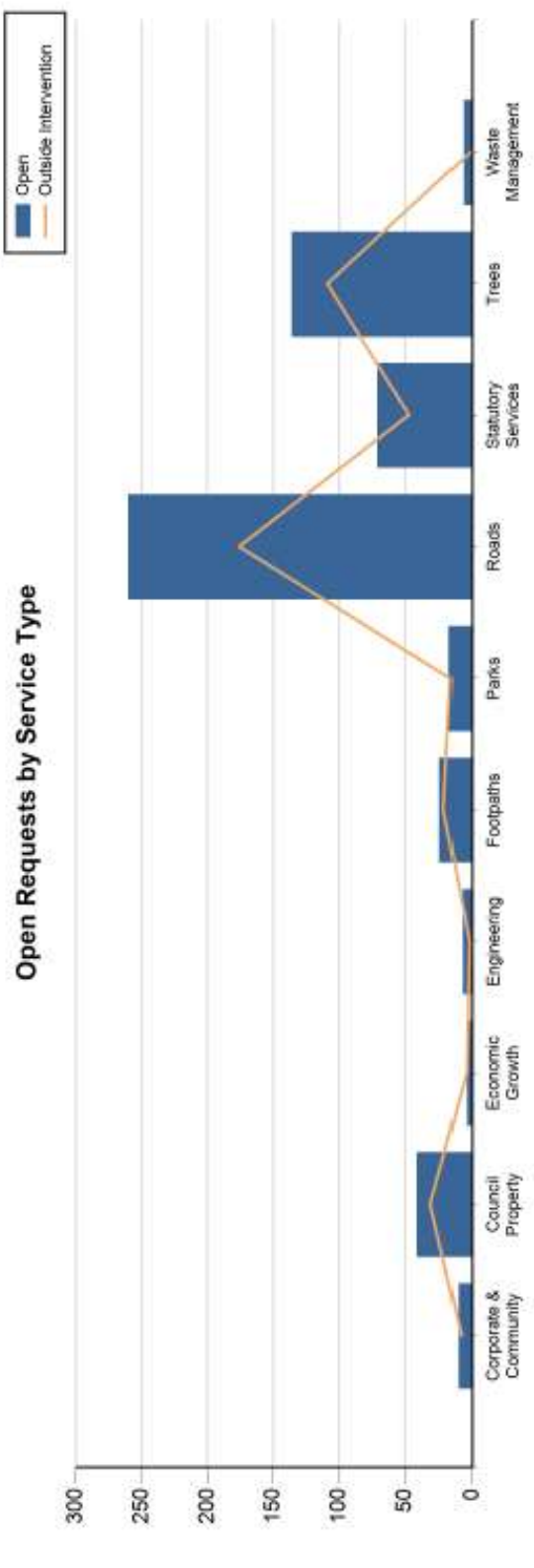
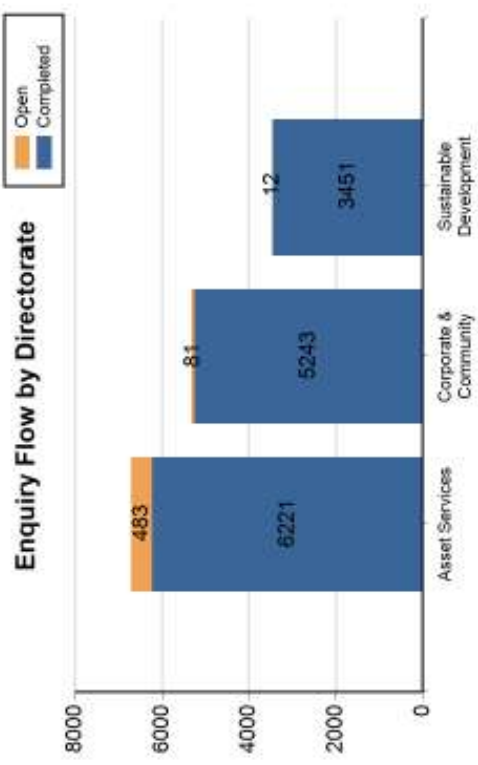
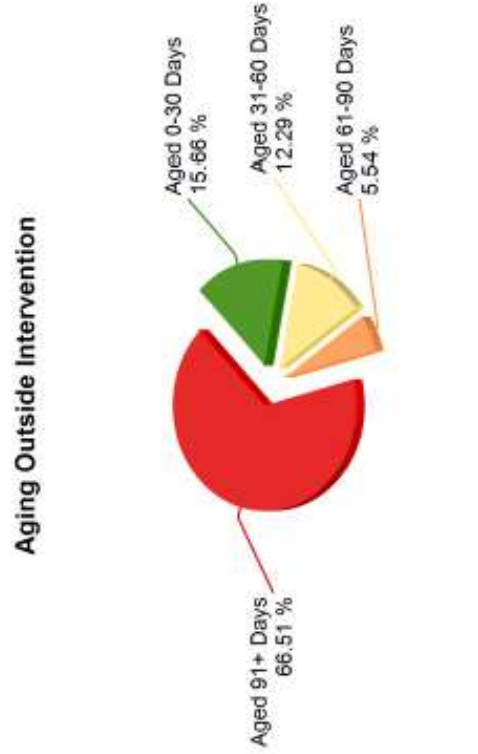
**CONFIRM CUSTOMER ENQUIRY FLOW
- REPORT FOR MAY 2016**

Confirm Customer Enquiry Flow

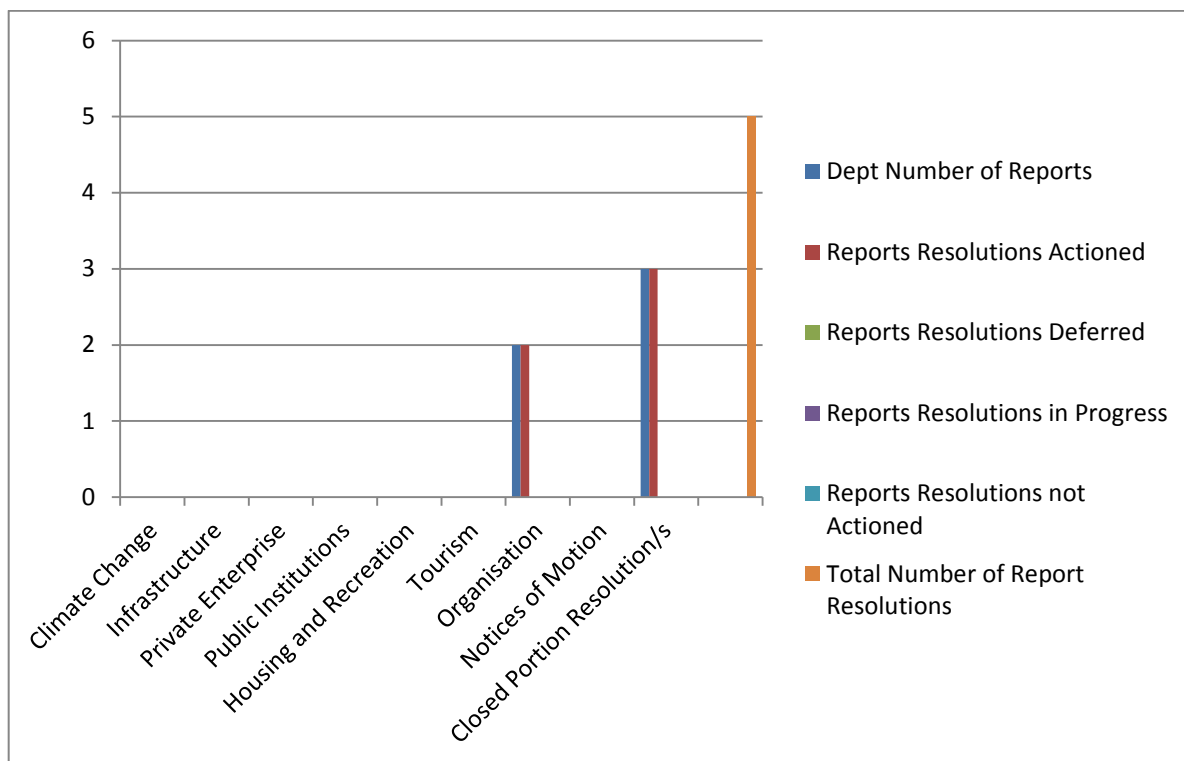


May 2016

Service Type	Total		May 2016		2015-2016		Aging Outside Intervention							
	Logged	Open	Logged	Open	Logged	Open	0-30	31-60	61-90	91+	Total			
Corporate & Community	999	10	99.00%	1	1	0.00%	27	6	77.78%	0	2	0	6	8
Council Property	955	41	95.71%	16	13	18.75%	149	29	80.54%	9	2	3	17	31
Economic Growth	2,526	4	99.84%	0	0	NA	5	3	40.00%	0	0	0	4	4
Engineering	222	7	96.85%	1	1	0.00%	13	2	84.62%	0	0	0	2	2
Footpaths	174	24	86.21%	2	1	50.00%	45	14	68.89%	1	1	3	16	21
Parks	235	17	92.77%	5	2	60.00%	62	14	77.42%	1	1	0	14	16
Roads	4,025	260	93.54%	185	57	69.19%	1,028	186	81.91%	36	19	10	111	176
Statutory Services	4,325	71	98.36%	62	10	83.87%	677	43	93.55%	6	8	0	33	47
Trees	1,035	136	86.86%	29	19	34.48%	252	84	66.67%	12	17	7	73	109
Waste Management	995	6	99.40%	7	3	57.14%	408	6	98.53%	0	1	0	0	1
	15,491	576	96.28%	308	107	65.26%	2,666	387	85.48%	65	51	23	276	415
Corporate & Community General Home Modifications	Council Property Council Property Pest Control Public Art Public Lighting Sewerage Signs	Economic Growth Events Planning Sub Divisions	Engineering Confirm Custodian Enquiry Engineering	Footpaths Footpaths Furniture Road/Street/footpaths	Parks Park Reserve Playground State Forest/National Park	Roads Bridges Drainage Emergency Call Out Municipality Roads Traffic Lights	Statutory Services Building Animals - Domestic Animals - Other Environment Protection Environmental Health Fire Grants Incident Infrastructure Review Local Law Marine Safety Private Prop & Rural Roadside	Trees Tree	Waste Management Waste Mgmt & Recycling					



ACTIONING OF COUNCIL REPORTS RESOLUTIONS
COUNCIL MEETING – 17 MAY 2016



**OUTSTANDING ACTIONS OF COUNCIL RESOLUTIONS TO
31 MAY 2016**

This Report is to advise the Senior Management Team, Councillors and the community of the status of previous Council resolutions which are in progress but are yet to be finalised.

Council Meeting Date	Item No. Description & Recommendation	Action to Date
<i>There are no report resolutions with outstanding actions yet to be finalised</i>		

**REVIEW OF EXISTING COUNCIL POLICIES
AND ADOPTION OF NEW POLICIES**

Policy Name	Review of Policy / New Policy	Outcome
Discretionary Expenditure Policy	New Policy	Refer to Item 9.7.1
Purchasing Card Policy	Review of Policy	Refer to Item 9.7.2
Electronic Gaming Machine Policy Statement	New Policy	Refer to Item 9.7.12
Privacy Policy	Review of Policy	No change (apart from any references to current legislation / regulations which required amendment)

RECORDS OF ASSEMBLIES OF COUNCILLORS

For period 7 April to 2 June 2016

Record in accordance with sections 77 and 80A(1) of the *Local Government Act 1989*

Note: Details of matters discussed at the meeting that have been designated confidential under section 77 of the Local Government Act 1989 are described in a separate "confidential addendum" that will be reported to the next closed Council meeting]

Name of Meeting: Councillors Forum

Date of Meeting: Tuesday 10 May 2016

Time: 1.30 p.m. – 4.30 p.m.

Attendees:

Councillors

Colleen Furlanetto
Malcolm Little
Patrick Storer
Debra Swan
Robin Weatherald
Graeme Williams

Officer/s

Phil Howard (Acting Chief Executive Officer / Director, Sustainable Development)
David Woodhams (Director, Corporate and Community)
Roy Hetherington (Director, Asset Services)

Apologies

Councillor Alister Purbrick
Steve Crawcour (Chief Executive Officer)

Matters discussed:

Declarations of Interest

1. Planning Matters Update
2. Assembly of Councillors
 - 2.1 Mayor and Chief Executive Officer's Meetings Update / Other
 - 2.2 Councillors Meetings Attendances
 - 2.3 Items requested by Councillors for the following months' workshop
 - 2.4 Electric Line Clearance, Creek Drive, Euroa
 - 2.5 Progress Report; Kirwans Bridge Pile Rehabilitation and Speed Controls on Bridge
 - 2.6 Relocation of Accessible Car Space ~ Binney Street, Euroa
 - 2.7 Renaming of Northern section of Birkett Street, Euroa
 - 2.8 Neighbourhood House (NNH) and Tennis Club (NTC) – shed and shelter locations
 - 2.9 Avenel Service Station / Hume Freeway Interchange
 - 2.10 Strathbogie Tableland Action Group – Further request for Council to create two disabled car parks at Strathbogie Recreation Reserve
 - 2.11 Shrine of Remembrance – Request for Donation
 - 2.12 Mayor
 - Forum for Farmers
 - 2.13 Mayor
 - Plastic Bag Free Victoria

Declaration of Interest/s / Direct or Indirect

Matter No.	Names of Councillor/s who disclosed interest	Did the Councillor/s leave the meeting?
2.7	Cr Furlnaetto	No

Record of Assembly of Councillors

Record in accordance with sections 77 and 80A(1) of the *Local Government Act 1989*

Note: Details of matters discussed at the meeting that have been designated confidential under section 77 of the Local Government Act 1989 are described in a separate "confidential addendum" that will be reported to the next closed Council meeting]

Name of Meeting: Councillors Forum

Date of Meeting: Tuesday 17 May 2016

Time: 2.30 p.m. – 6.50 p.m.

Attendees:

Councillors

Colleen Furlanetto

Malcolm Little

Patrick Storer (*attended meetings at 3.15 p.m.*)

Debra Swan

Robin Weatherald (*left meetings at 6.38 p.m.*)

Graeme Williams

Officer/s

Steve Crawcour (Chief Executive Officer)

Phil Howard (Director, Sustainable Development) (*left meetings at 5.00 p.m.*)

David Woodhams (Director, Corporate and Community)

Roy Hetherington (Director, Asset Services)

Apologies

Councillor Alister Purbrick

Matters discussed:

Declarations of Interest

1. Capital Works Program Update
2. Agenda Review
3. Assembly of Councillors
 - 3.1 Mayor and Chief Executive Officer's Meetings Update / Other
 - 3.2 Councillors Meetings Attendances
 - 3.3 Items requested by Councillors for the following months' workshop
 - 3.4 Request from James Carter for letter of endorsement to attend Annual National Town Crier Championships
 - 3.5 Discussion Paper: Potential changes to the Goulburn Valley Local Government Waste Forum Operating Guidelines – Council feedback required
 - 3.6 Mayor
Invitation: VicForests Forest Tour / Briefing on the Timber Release Plan (TRP) Amendment Process
 - 3.7 Mayor
Ministerial Statement on Local Government
 - 3.9 Trust for Nature – request for donation
 - 3.10 Mayor
Notes from Rural Councils Victoria Forum
4. Council Meeting

Declaration of Interest/s / Direct or Indirect

Matter No.	Names of Councillor/s who disclosed interest	Did the Councillor/s leave the meeting?
3.5	Cr Weatherald	Yes

Record of Assembly of Councillors

Record in accordance with sections 77 and 80A(1) of the *Local Government Act 1989*

Note: Details of matters discussed at the meeting that have been designated confidential under section 77 of the Local Government Act 1989 are described in a separate "confidential addendum" that will be reported to the next closed Council meeting]

Name of Meeting: Councillors Forum

Date of Meeting: Tuesday 24 May 2016

Time: 1.30 p.m. – 7.00 p.m.

Attendees:

Councillors

Colleen Furlanetto

Malcolm Little

Alister Purbrick (*attended meetings at 1.45 p.m.*)

Patrick Storer (*attended meetings at 3.15 p.m.*)

Debra Swan

Robin Weatherald

Graeme Williams

Officer/s

Steve Crawcour (Chief Executive Officer)

Phil Howard (Director, Sustainable Development)

David Woodhams (Director, Corporate and Community)

Roy Hetherington (Director, Asset Services)

Apologies

Matters discussed:

Declarations of Interest

1. ~~Councillors Only Discussions (not held)~~
2. Tablelands Community Centre – briefing on operation / management
3. Planning Agenda Review
4. Community Newsletter
5. Good Food and Wine Festival
6. Assembly of Councillors
 - 6.1 Mayor and Chief Executive Officer's Meetings Update / Other
 - 6.2 Councillors Meetings Attendances
 - 6.3 Items requested by Councillors for the following months' workshop
 - 6.4 Incorporation of Rural Councils Victoria
 - 6.5 Drainage Issue – Boundary Road South
 - 6.6 Flood Mitigation Work – Violet Town and Euroa
 - 6.7 Tree Replacement in Binney Street
 - 6.8 Cr Weatherald
Saleyards Development
 - 6.9 Alliance for Gambling Reform
 - 6.10 ADAC Recruitment Process and the appointment of Community Member
 - 6.11 Planning Committee Meeting 12/04/16
7. Planning Committee

8. Meeting with Nagambie Lakes Tourism and Commerce (*Crs Furlanetto, Swan, Purbrick, Williams CEO, DAS*)

Declaration of Interest/s / Direct or Indirect - NIL

Matter No.	Names of Councillor/s who disclosed interest	Did the Councillor/s leave the meeting?

Record of Assembly of Councillors

Record in accordance with sections 77 and 80A(1) of the *Local Government Act 1989*

Note: Details of matters discussed at the meeting that have been designated confidential under section 77 of the Local Government Act 1989 are described in a separate "confidential addendum" that will be reported to the next closed Council meeting]

Name of Meeting: Councillors Forum

Date of Meeting: Tuesday 31 May 2016

Time: 10.30 a.m. – 4.30 p.m.

Attendees:

Councillors

Colleen Furlanetto
Malcolm Little
Alister Purbrick
Patrick Storer
Debra Swan
Graeme Williams

Officer/s

Steve Crawcour (Chief Executive Officer)
David Woodhams (Director, Corporate and Community)
Roy Hetherington (Director, Asset Services)

Apologies

Councillor Robin Weatherald
Phil Howard (Director, Sustainable Development)

Matters discussed:

Declarations of Interest

1. Councillors and Chief Executive Officer Discussions
2. Community Development Strategy
3. Farewell / light lunch for Judi Hanlon, Euroa Cinema Volunteer Co-Ordinator
4. Presentation of new Councillor Code of Conduct and accompanying Guide
5. Assembly of Councillors
 - 5.1 Mayor and Chief Executive Officer's Meetings Update / Other
 - 5.2 Councillors Meetings Attendances
 - 5.3 Items requested by Councillors for the following months' workshop
 - 5.4 Nagambie Primary School Parking
 - 5.5 Cr Weatherald
Request to clarification on comments from Assembly of Councillors held on Tuesday 24 May 2016 – re: legal opinions
 - 5.6 Cr Weatherald
Request for clarification on meeting procedure rules
 - 5.7 Cr Weatherald
Request for audio recording of Assembly of Councillors held on Tuesday 24 May 2016
6. Presentation of MusoMagic Program / Video by Youth Committee

Declaration of Interest/s / Direct or Indirect - NIL

Matter No.	Names of Councillor/s who disclosed interest	Did the Councillor/s leave the meeting?

Record of Meetings of Section 86 Committees of Council
Minutes of Meetings received in the May / June 2016 Period

Name of Committee	Date of Meeting
Avenel Action Group	14/04/16 13/05/16
Euroa Community Action Group	02/05/16
Euroa Third Age Club	28/04/16
Violet Town Community Complex	12/01/16
Longwood Community Centre	26/01/16
Euroa Genealogical and Historical Society	30/05/16

10. NOTICES OF MOTION

11. URGENT BUSINESS

CRS SWAN/WILLIAMS –

That the Contractual report, as listed below, be considered as Urgent Business – Closed Portion -

Contractual Matters

C.P. 1 Contract No. 15/16-07

- Road Pavement Rehabilitation Program
- Variation to Contract

89/16

ON BEING PUT, THE MOTION WAS CARRIED

12. CLOSURE OF MEETING TO THE PUBLIC

7.44 P.M.

CRS SWAN/WILLIAMS -

That Council, in conformance with Section 89(2) of the Local Government Act 1989, resolve to close the meeting to members of the public for the purpose of considering an Urgent Business item relating to:-

- **Ground(s) under section 89(2):**

89(2)(d): Contractual Matters

Urgent Business – Closed Portion

C.P. 1 Contract No. 15/16-07

- Road Pavement Rehabilitation Program
- Variation to Contract

90/16

ON BEING PUT, THE MOTION WAS CARRIED

Cr Weatherald called a division

For the Motion

Cr Swan

Cr Williams

Cr Little

Cr Storer

Cr Furlanetto

Against the Motion

Cr Weatherald

7.47 P.M.

CRS WILLIAMS/SWAN -

That Council open the meeting to members of the public and resume normal business.

92/16

ON BEING PUT, THE MOTION WAS CARRIED

13. CONFIRMATION OF 'CLOSED PORTION' DECISION/S

Closed Portion Decision/s -

C.P. 1 Contract No. 15/16-07

- Road Pavement Rehabilitation Program ~ Variation to Contract

RECOMMENDATION

That the Chief Executive Officer be authorised to approve total Contract variations up to an amount of \$170,000 (ex GST) for Contract No. 15-16-07 for the Road Pavement Rehabilitation Program.

91/16 CRS LITTLE/WILLIAMS : That the Recommendation be adopted.

CARRIED

RECOMMENDATION

CRS WILLIAMS/LITTLE -

That the decision/s of Council's 'Closed Portion' considerations be confirmed.

93/16

ON BEING PUT, THE MOTION WAS CARRIED

THERE BEING NO FURTHER BUSINESS, THE MEETING CLOSED AT 7.48 P.M.

Confirmed as being a true and accurate record of the Meeting

.....

Chair

.....

Date