



**STRATHBOGIE SHIRE COUNCIL**

**MINUTES OF THE ORDINARY MEETING OF THE STRATHBOGIE SHIRE COUNCIL  
HELD ON TUESDAY 21 APRIL 2015, COMMENCING AT 6.00 P.M. AT THE EUROA  
COMMUNITY CONFERENCE CENTRE.**

The Executive Manager Assets provided a Capital Works Program Update prior to the Ordinary Council meeting which, subsequently, commenced at 6.09 p.m.

**Councillors:**

Colleen Furlanetto (Acting Chair)	(Seven Creeks Ward)
Malcolm Little	(Hughes Creek Ward)
Alister Purbrick	(Lake Nagambie Ward)
Robin Weatherald	(Mount Wombat Ward)
Graeme (Mick) Williams	(Seven Creeks Ward)

**Officers:** Steve Crawcour - Chief Executive Officer

**BUSINESS**

1. Welcome
2. Acknowledgement of Traditional Land Owners  
*'I acknowledge the Traditional Owners of the land on which we are meeting.  
I pay my respects to their Elders, past and present, and the more recent  
custodians of the land'*
3. Apologies

Councillor Debra Swan (Lake Nagambie Ward)  
Councillor Patrick Storer (Honeysuckle Creek Ward)  
Roy Hetherington - Director, Asset Services  
David Woodhams - Director, Corporate and Community  
Phil Howard - Director, Sustainable Development

4. Confirmation of Minutes of the Ordinary Meeting of Council held on Tuesday 17 March 2015 and Special Meeting of Council held on Tuesday 31 March 2015

**67/15 CRS WILLIAMS/LITTLE :** *That the Minutes of the Ordinary Meeting of Council held on Tuesday 17 March 2015 and Special Meeting of Council held on Tuesday 31 March 2015 be confirmed*

**CARRIED**

A handwritten signature in black ink, appearing to be a stylized 'S' or similar character.

5. Disclosure of Interests

Nil.

6. Petitions

7. Reports of Mayor and Councillors and Delegates

The Acting Mayor and Councillors provided verbal reports on meetings / events attended in the past month.

8. Public Question Time

Members of the gallery were given the opportunity to participate in public question time

9. Reports of Council Officers

- 9.1 Climate Change
- 9.2 Infrastructure
- 9.3 Private Enterprise
- 9.4 Public Institutions
- 9.5 Housing and Recreation
- 9.6 Tourism
- 9.7 Organisation

10. Notices of Motion

11. Urgent Business

12. Closure of Meeting to the Public to consider matters listed for consideration in accordance with Section 89(2)(a) & (d) of the Local Government Act 1989

13. Confirmation of 'Closed Portion' Decision/s

**REPORTS INDEX**

		Page No.
<b>9.</b>	<b>REPORTS</b>	
<b>9.1</b>	<b>Climate Change</b>	
<b>9.2</b>	<b>Infrastructure</b>	
<b>9.3</b>	<b>Private Enterprise</b>	
<b>9.4</b>	<b>Public Institutions</b>	
<b>9.5</b>	<b>Housing and Recreation</b>	
<b>9.6</b>	<b>Tourism</b>	
<b>9.7</b>	<b>Organisation</b>	
9.7.1	Draft Inclusive Communities Plan 2015-2018	1
9.7.2	Strathbogie Shire Council Audit Committee - Draft Minutes of the Meeting held on Friday 20 March 2015	6
9.7.3	Financial Report - March 2015	15
9.7.4	Documents for Signing and Sealing	30
9.7.5	Business Management System	31
<b>10.</b>	<b>NOTICES OF MOTION</b>	<b>43</b>
<b>11.</b>	<b>URGENT BUSINESS</b>	<b>43</b>
<b>11.7</b>	<b>ORGANISATION</b>	
11.7.1	Municipal Association of Victoria State Council Meeting 15 May 2015 - Nomination of Substitute Representative	44
11.7.2	Federal Assistance Grants (FAG's)	47
<b>12.</b>	<b>CLOSURE OF MEETING TO THE PUBLIC</b>	<b>50</b>
<b>13.</b>	<b>CONFIRMATION OF 'CLOSED PORTION' DECISION/S</b>	<b>50</b>
	<b><i>Personnel Matters</i></b>	
C.P. 1	Record of Assemblies of Councillors – Confidential Addendum	50
	<b><i>Contractual Matters</i></b>	
C.P. 2	Contract No. 14/15-23 – Evaluation Report - Creighton's Creek Road Bridge No. 9 – Structural Concrete Overlay	51

*dv*

<b>9.7</b>	<b>Organisation Reports Index</b>	
9.7.1	Draft Inclusive Communities Plan 2015-2018	1
9.7.2	Strathbogie Shire Council Audit Committee - Draft Minutes of the Meeting held on Friday 20 March 2015	6
9.7.3	Financial Report - March 2015	15
9.7.4	Documents for Signing and Sealing	30
9.7.5	Business Management System	31

## 9. REPORTS

### 9.7 ORGANISATION

#### 9.7.1 Draft Inclusive Communities Plan 2015-2018

##### **Author**

Community Development Officer-Access and Inclusion / Community Development Department

##### **Disclosure of Conflicts of Interest in relation to advice provided in this report:**

The author of this report and officers/contractors providing advice in relation to this report do not have a direct or indirect interest, as provided in accordance with the Local Government Act 1989.

##### **Summary**

The National Disability Insurance Scheme (NDIS) has established a new framework around which local government is able to restate and deepen its commitment to access and inclusion principles. Strathbogie Shire Council is serious about removing barriers and increasing universal access for all persons living in and visiting our region.

Within this context, Council's *Inclusive Communities Plan 2015-2018* outlines strategies for consolidating, developing and implementing changes that will assist people with disabilities, their carers and families.

The actions in the plan aim to:

- Support people with a disability to achieve the outcomes they want;
- Safeguard the rights of people with a disability, their family and carers;
- Improve staff awareness and application of universal access principles
- Support compliance with legislative requirements.

Our aim is to build a stronger, healthier community where all people feel safe, connected and welcome. The draft *Inclusive Communities Plan 2015-2018*, is influenced by a number of international, national and state policies, including the following key documents:

*National Disability Strategy 2010 – 2020*

*National Disability Insurance Scheme Act, 2013*

*United Nation's International Covenant on the Rights of Persons with Disabilities*

*National Disability Discrimination Act 1992 (DDA)*

*Victorian Charter of Human Rights and Responsibilities Act 2006*

*Victorian Disability Act 2006*

*The Victorian State Disability Plan 2013 - 16*

*A Fairer Victoria 2005*

The current draft plan outlines both short and long-term strategies for facilitating greater access and inclusion in our communities. Its objectives sit under the umbrella of Council's *Healthy Communities Plan 2013-17* and contribute directly to 'Goal 1: community wellbeing' in the current *Strathbogie Shire Council Plan*.

9.7.1 Draft Inclusive Communities Plan 2015-2018 (cont.)

Like the *Healthy Communities Plan*, the *Inclusive Communities Plan 2015-2018* is arranged under key headings:

- What the Strathbogie Shire community looks like
- Disability and barriers to inclusion in the Shire
- How we can plan for better access and inclusion
- What Council has achieved in the past four years
- What Council is going to do in the next four years
- How Council is going to monitor the performance of this plan.

A copy of the draft Strathbogie Shire Council Inclusive Communities Plan 2015-2018 is tabled for information and identification purposes.

*The Inclusive Communities Plan 2014-2018 was submitted to Council for adoption in a report dated March 2015. An administrative error occurred and the report that was submitted was not correct. As a consequence, and taking into account the timeframes remaining for a proper consultation to be completed, the Plan has been updated to reflect the 4 years period 2015-2018; has been renamed Inclusive Communities Plan 2015-2018; and the correct report is now provided to Council for consideration.*

**RECOMMENDATION**

1. That Council rescind the Draft 2015 Review of the Strathbogie Shire Council Inclusive Communities Plan 2014-2018, adopted by Council on Tuesday 17 March 2015.
2. That Council endorses the draft *Inclusive Communities Plan 2015-2018*.
- 3.. That Council authorises the giving of public notice to invite submissions under Section 223 of the Local Government Act 1989 to be heard by Council at a Special Council Meeting. Submissions in writing will close at 5.00 p.m. on Friday 29 May 2015.
4. That Council receive / hear submissions to the Draft Inclusive Communities Plan 2015-2018 at a Special Meeting of Council to be held on Tuesday 16 June 2015, commencing at 5.00 p.m. at the Euroa Community Conference Centre.
4. That Council proceeds with the adoption of the *Inclusive Communities Plan 2015-2018* at the Ordinary Meeting of Council to be held on Tuesday 21 July 2015, commencing at 6.00 p.m. at the Euroa Community Conference Centre.

68/15 **CRS WILLIAMS/LITTLE** : *That the Recommendation be adopted.*

**CARRIED**

### 9.7.1 Draft Inclusive Communities Plan 2015-2018 (cont.)

#### **Background**

The *Inclusive Communities Plan 2015-2018* aims to facilitate better access and inclusion for everyone across the Strathbogie Shire. It will seek to achieve this goal through strategic planning, policy making and thoughtful community partnerships.

#### Why do we need an *Inclusive Communities Plan*?

- Accessible, inclusive communities are a central focus for local government
- The Plan is an essential component of municipal strategic planning
- The Plan draws upon a state wide framework
- The Plan responds to the health and wellbeing needs of our local community
- The Plan informs other plans and policies

#### What are the aims of the *Inclusive Communities Plan*?

- To improve access and inclusion in the Shire of Strathbogie
- To contribute to good health and create wellbeing
- To acknowledge and respond to those who are most disadvantaged
- To pursue the goal of 'universal access'

#### What is Council's role in delivering an *Inclusive Communities Plan*?

- To collect municipal information and data
- To provide leadership and advocacy
- To build community capacity within the Shire
- To plan and provide a range of programs to improve access and inclusion
- To partner with key stakeholders

#### What can Council do?

Through the *Plan*, identify a range of actions to improve the access and inclusion, focusing on several key areas:

- ✓ Spaces and places for all
- ✓ Neighbourhoods for all
- ✓ Lifestyle choices for all
- ✓ Services and supports for all
- ✓ Economies for all

#### What has Council done so far?

- ✓ Identified key stakeholders
- ✓ Collected key demographic information about the Shire of Strathbogie
- ✓ Re-established an Access and Disability Advisory Committee
- ✓ Ensured the reviewed *Inclusive Communities Plan 2015-2018* compares well with other council plans, internally and in the region

The *Inclusive Communities Plan 2015-2018* is designed in an easy to read format, to be made available to residents, service providers, government departments and other stakeholders. It will be reported on annually and reviewed twelve months prior to its expiry date, via consultation with key community stakeholders.

### 9.7.1 Draft Inclusive Communities Plan 2015-2018 (cont.)

#### **Alternative Options**

The author and other officers providing advice in relation to this report have considered potential alternative courses of action. No feasible alternatives have been identified.

#### **Risk Management**

The author of this report considers that there are no significant Risk Management factors relating to the report and recommendation.

#### **Strategic Links – policy implications and relevance to Council Plan**

The author of this report considers that the report is consistent with Council Policies, key strategic documents and the Council Plan. The document sits under the *Healthy Communities Plan 2013-2017* and links to a range of other Council Plans including the *Municipal Emergency Management Plan*, *Strategic Resources Plan*, *Community Engagement Strategy*, *Youth Strategy*, *Healthy Children and Families Plan*, *Heatwave Management Plan* and *Hume Strategy for Sustainable Communities*.

#### **Best Value / National Competition Policy (NCP / Competition and Consumer Act 2010 (CCA) implications**

The author of this report considers that the report is consistent with Best Value, National Competition Policy and Trade Practices Act requirements.

#### **Financial / Budgetary Implications**

The author of this report considers that the recommendation has no capital budget considerations, although is recommended that external grants be sought where possible to finance upgrades to Council owned facilities and services that do not meet current access standards. Some minor costs will be associated with the annual review, including administration costs associated with stakeholder meetings and data collection. These will be limited to no more than \$500 per annum for the life-cycle of the document.

#### **Economic Implications**

The author of this report recommends that Council include current and future accessibility improvements and initiative (as outlined in the *Plan*) as budget priorities in order to meet legislative requirements and remain on par with national inclusion standards.

#### **Environmental / Amenity Implications**

The author of this report considers that the recommendation will have some amenity / environmental implications on all areas of Council business as each department continues to review and improve the access/inclusion status of its practices.

#### **Community Implications**

It is intended that the broad community/social implications of the report and recommendation will be positive as the goal of universal access is of benefit to all community members.

#### **Victorian Charter of Human Rights and Responsibilities Act 2006**

This report does not limit any human rights under the Victorian Charter of Human Rights and Responsibilities Act 2006.



9.7.1 Draft Inclusive Communities Plan 2015-2018 (cont.)

**Legal / Statutory Implications**

The Plan responds to the *Disability Discrimination Act* and, as such, should be considered in the light of 'risk assessment' in these terms.

**Consultation**

The author of this report considers that the matter under consideration warranted a community consultation process. This process included development meetings over several months with the Access and Disability Advisory Committee, two internal Council presentations, one-to-one consultation with key internal departments and canvassing specific feedback on the draft document from the Strathbogie Health and Community Services Consortium and University of the 3<sup>rd</sup> Age. Further feedback will be sought via public exhibition.

**Attachments**

Nil.

**9.7.2 Strathbogie Shire Council Audit Committee  
- Draft Minutes of the Meeting held on Friday 20 March 2015**

**Author / Department**

Director, Corporate and Community / Corporate and Community Directorate

**Disclosure of Conflicts of Interest in relation to advice provided in this report**

The author of this report and officers/contractors providing advice in relation to this report do not have a direct or indirect interest, as provided in accordance with the Local Government Act 1989.

**Summary**

Attached are draft unconfirmed Minutes of the Audit Committee meeting held on Friday 20 March 2015.

**RECOMMENDATION**

- 1. That the draft Minutes of the Audit Committee meeting held on Friday 20 March 2015 be received.**
- 2. That Recommendations from the Audit Committee be approved.**

*69/15 CRS WEATHERALD/PURBRICK : That the Recommendation be adopted.*

**CARRIED**

**Background**

The Strathbogie Shire Council Audit Committee is a Committee appointed by Council and pursuant to Section 139 of the Local Government Act 1989.

The primary objective of the Audit Committee is to assist Council in the effective conduct of its responsibilities for financial reporting, management of risk, good corporate governance, maintaining a reliable system of internal controls and facilitating the organisation's ethical development.

**Alternative Options**

The author and other officers providing advice in relation to this report have considered potential alternative courses of action. No feasible alternatives have been identified.

**Risk Management**

The author of this report considers that there are no significant Risk Management factors relating to the report and recommendation.

**Strategic Links – policy implications and relevance to Council Plan**

The author of this report considers that the report is consistent with Council Policies, key strategic documents and the Council Plan.

9.7.2 Strathbogie Shire Council Audit Committee  
- Draft Minutes of the Meeting held on Friday 20 March 2015 (cont.)

**Best Value / National Competition Policy (NCP / Competition and Consumer Act 2010 (CCA) implications**

The author of this report considers that the report is consistent with Best Value, National Competition Policy and Competition and Consumer Act requirements.

**Financial / Budgetary Implications**

The author of this report considers that the recommendation has no capital or recurrent budget considerations.

**Economic Implications**

The author of this report considers that the recommendation has no significant economic implications for Council or the broader community.

**Environmental / Amenity Implications**

The author of this report considers that the recommendation has no significant environmental or amenity implications for Council or the broader community.

**Community Implications**

The author of this report considers that the recommendation has no significant community or social implications for Council or the broader community.

**Victorian Charter of Human Rights and Responsibilities Act 2006**

The author of this report considers that the recommendation does not limit any human rights under the Victorian Charter of Human Rights and Responsibilities Act 2006.

**Legal / Statutory Implications**

The author of this report considers that the recommendation has no legal or statutory implications which require the consideration of Council.

**Consultation**

The author of this report considers that the matter under consideration did not warrant a community consultation process.

**Attachments**

Draft Minutes of the Strathbogie Shire Council Audit Committee meeting held on Friday 20 March 2015.



## STRATHBOGIE SHIRE COUNCIL

### MINUTES OF THE STRATHBOGIE SHIRE COUNCIL AUDIT COMMITTEE HELD ON FRIDAY 20 MARCH 2015 COMMENCING AT 9.30 A.M. AT THE EUROA COMMUNITY CONFERENCE CENTRE

<b>Committee Members:</b>	Mr John McInnes	- Chair
	Mr John McCracken	- Community Representative
	Cr Robin Weatherald	- Council Representative (Substitute)
<b>Officers:</b>	Mr Phil Howard	- Deputy Chief Executive Officer - Director, Sustainable Development
	Mr Roy Hetherington	- Director, Asset Services
	Ms Cathy Fitzpatrick	- Manager, Finance
	Ms Inga Dumesny	- Human Resources Advisor (left meeting At 9.40 a.m.)
	<b>Internal Auditors:</b>	Brad Ead
<b>External Auditors:</b>	Tim Loughnan	- Director, Financial Audit – Local Government Victorian Auditor-General's Office
	Ivy Ly	- Audit Senior, Financial Audit Victorian Auditor-General's Officer

1. Welcome
2. Acknowledgement of Traditional Land Owners

*'In keeping with the spirit of Reconciliation, we acknowledge the traditional custodians of the land on which we are meeting today. We recognise indigenous people, their elders past and present'.*

3. Apologies

Ms Claire Taranto	- Community Representative
Cr Graeme Williams	- Council Representative
Mr Steve Crawcour	- Chief Executive Officer
Mr David Woodhams	- Director, Corporate and Community

4. Disclosure of Interests
5. Confirmation of Minutes

Confirmation of the Minutes of the Audit Committee meeting held on Friday 19 December 2014.

07/15 JOHN McCracken/ROBIN WEATHERALD (conditional) : That the Minutes of the Audit Committee meeting held on Friday 19 December 2014 be confirmed.

CARRIED

A handwritten signature in the bottom right corner of the page.

*Actions / Updates on Items from meeting held on 19 December 2014*

*It was noted that the Recommendation for Item 6.4 is a 'work in progress', and the Recommendation for Item 6.5 is being actioned by the Manager, Community Relations. The Manager, Finance gave a verbal update on actions from the Recommendation for Item 7.0.*

6. Business
7. Management Letter – Actions Update
8. Items Raised by Committee Members
9. Next Meeting

*af*

**INDEX**

		Page No.
<b>6.</b>	<b>Business</b>	
6.1	Internal Audit Reports - 2015-01: Strategic Planning - 2015-02: Human Resources	1
6.2	Victorian Auditor-General's Office (VAGO) Reports to Parliament	1
6.3	Digital Dashboard Performance Audit	2
6.4	Victorian Auditor-General's Office (VAGO) Management Letter 2015	2
6.5	Local Government Performance Reporting Framework	3
6.6	Key Strategic Indicators	3
<b>7.</b>	<b>Management Letter – Actions Update</b>	<b>3</b>
<b>8.</b>	<b>Items Raised by Committee Members</b>	<b>4</b>
<b>9.</b>	<b>Next Meeting</b>	<b>4</b>

6. **BUSINESS**

6.1 **Internal Audit Reports**  
**- 2014-07: Human Resources**  
**- 2015-01: Strategic Planning**

For the information of Audit Committee members, copies of reports prepared by Council's Internal Auditors, AFS & Associates, were distributed prior to the meeting for perusal.

**RECOMMENDATION**

That the two reports –

- 2014-07: Human Resources
- 2015-01: Strategic Planning

be noted.

*08/15 JOHN McCRACKEN/ROBIN WEATHERALD : That the Recommendation be adopted, and that a progress report be provided to the next meeting.*

**CARRIED**

6.2 **Victorian Auditor-General's Office (VAGO) Reports to Parliament**

For the information of Audit Committee members, excerpts from two audits presented 26 February 2015 to the Victorian Parliament were distributed prior to the meeting for perusal.

**RECOMMENDATION**

That the excerpts from the two reports –

- Effectiveness of Support for Local Government
- Local Government: Results of 2013-14 Audits

be noted.

*09/15 ROBIN WEATHERALD/JOHN McCRACKEN : That the Recommendation be adopted.*

**CARRIED**

**6.3 Digital Dashboard Performance Audit**

The audit was conducted by VAGO. It requested information on Council's overall ICT spend and information on Council's relevant ICT projects / initiatives.

Council took part in the survey. As Council didn't spend more than \$100,000 (threshold), a detailed response was not required. Council has not been named in the report.

**RECOMMENDATION**

**That the report be noted.**

*10/15 ROBIN WEATHERALD/JOHN McCracken : That the Recommendation be adopted, and that the matter be listed for the next meeting.*

**CARRIED**

**6.4 Victorian Auditor-General's Office (VAGO) Audit Strategy for Year ending 30 June 2015**

VAGO's Audit Strategy for the year ending 30 June 2015 brings to Council's attention matters arising from the interim phase of the final audit report.

The document was provided to Audit Committee members for their information.

**RECOMMENDATION**

**That the draft VAGO Audit Strategy, year ending 30 June 2015, be noted.**

*11/15 JOHN McCracken/ROBIN WEATHERALD : That the Recommendation be adopted.*

**CARRIED**



**6.5 Local Government Performance Reporting Framework**

Audit Committee members requested this to be a standard report item in each Audit Committee Agenda.

Initial training on a report framework has been initiated by Strathbogie Shire Council and CT Management. Training was conducted 11 March 2015.

A verbal report was presented to the meeting.

**RECOMMENDATION**

That the Audit Committee note progress on the Local Government Performance Reporting Framework for 2014-15.

*12/15 ROBIN WEATHERALD/JOHN McCracken : That the Recommendation be adopted.*

**CARRIED**

**6.6 Key Strategic Indicators**

Audit Committee members were provided with details of February 2015 outstanding Confirm Enquiries and Job Intervention Analysis, and Excess Annual Leave reports for their information.

**RECOMMENDATION**

That the report be noted.

*13/15 JOHN McCracken/ROBIN WEATHERALD : That the Recommendation be adopted.*

**CARRIED**

**7. MANAGEMENT LETTER – ACTIONS UPDATE**

An A3 printed update was distributed at the meeting.

8. ITEMS RAISED BY COMMITTEE MEMBERS

John McInnes

- Rate capping – the Committee discussed issues

John McInnes

- Draft Budget to Committee members when released

Robin Weatherald

- Euroa Saleyards – pumping alarm issue
- investment risk

*The Director, Asset Services responded to the Committee –*

*→ There is a master plan that will address this issue into the future and the issue is currently being managed appropriately*

Robin Weatherald was satisfied with the response

John McCracken

- Advised that his term expires in May 2015.
- He is prepared to stay on the Committee until a replacement Community Representative is appointed by Council, if in a reasonable time.

9. NEXT MEETING

- Friday 26 June 2015
- Friday 25 September 2015

**THERE BEING NO FURTHER BUSINESS, THE MEETING CLOSED AT 11.20 A.M.**

Confirmed as being a true and accurate record of the Meeting

.....  
Chair

.....  
Date



### 9.7.3 Financial Report – March 2015

#### **Author / Department**

Director, Corporate and Community / Corporate and Community Directorate

#### **Disclosure of Interest**

No officers providing advice in relation to this report have a direct or indirect interest, as provided in accordance with the Local Government Act 1989.

#### **Summary**

Appended to the Agenda is a copy of Council's Financial Report for the period ending 31 March 2015.

The report contains the Standard Income Statement, Balance Sheet, Cash Flow Statement /Schedule of Investments and Statement of Capital Works.

The operating surplus for the nine month period ending 31 March 2015 was \$7,264,495. The variance to budget is detailed in the Financial Overview.

As at 31 March 2015, total capital works was \$4,126,588. This is under budget by \$331,384.

#### **RECOMMENDATION**

**That the Financial Report for the nine months ended 31 March 2015 be noted.**

*70/15 CRS PURBRICK/WEATHERALD : That the Recommendation be adopted.*

**CARRIED**

#### **Background**

Council considers and notes quarterly Financial Reports in accordance with the Local Government Act 1989 (Act). Under Section 137 and 138 of the Act, Council must establish and maintain a budgeting and reporting framework that is consistent with the principles of sound financial management. This report satisfies those requirements.

#### **Alternative Options**

Officers providing advice in relation to this report have considered potential alternative courses of action. No feasible alternatives have been identified as the report is consistent with the Local Government Act 1989 obligations.

#### **Risk Management**

Regular Financial Reporting in accordance with the Local Government Act 1989 support Council's focus on Risk Management.

#### **Strategic Links – Policy implications and relevance to Council Plan**

The report is consistent with Council Policies, key strategic documents and the Council Plan.

9.7.3 Financial Report – March 2015 (cont.)

**Best Value / National Competition Policy (NCP) / Competition and Consumers Act 2010 (CCA) implications**

The report is consistent with Best Value, National Competition Policy and Competition and Consumers Act 2010 requirements.

**Financial / Budgetary Implications**

The attached report, in conjunction with the detailed briefing to Council, considers all Financial and Budgetary implications for the Financial Year ending 30 June 2015.

**Economic Implications**

The attached report, in conjunction with the detailed briefing to Council, considers all Economic implications for the Financial Year ending 30 June 2015.

**Environmental / Amenity Implications**

The recommendation in this report has no significant environmental or amenity implications for Council or the broader community.

**Community Implications**

This report has no significant community or social implications for the Council or the broader community.

**Victorian Charter of Human Rights and Responsibilities Act 1006**

This report does not limit any human rights under the Victorian Charter of Human Rights and Responsibilities Act 1006.

**Legal / Statutory Implications**

Consideration and adoption of quarterly financial reports as per the Local Government Act 1989 ensures Council complies with its Legal and Statutory obligations.

**Consultation**

The author of this report considers that the matter under consideration did not warrant a community consultation process.

**Attachments**

March 2015 Financial Report

## **FINANCIAL OVERVIEW – NINE MONTHS ENDED 31 MARCH 2015**

The Financial Overview to 31 March 2015 identifies total revenue \$25,939,357 with expenditure \$18,674,862 resulting in a surplus to date of \$ 7,264,495. The YTD March variation of budget to actual is \$(482,373). This is made up of a number of variances that are outlined below.

Capital works current YTD budget to 31 March 2015 \$ \$4,457,972, achieved expenditure \$4,126,588 resulting in a variation to the budget of \$331,384. Most variations are due to timing issues. Items included in the budgeted operating accounts that are charged to the capital works program total \$107,639 and covers salary and plant items.

In 2014/15 some major projects are being delivered through operating expenditure the details for each will be included for information:

<u>Project - Details</u>	<u>Project Budget Variance</u>	<u>YTD Budget</u>	<u>YTD</u>	<u>Actual</u>
Nagambie Main Street (\$51,033)	\$830,000	\$264,732	\$213,699	
Euroa Conference & Function Centre \$65,031 additional works undertaken covered by matching income community contributions	\$390,000	\$390,000	\$465,727	

### Other Comments on significant projects in budget:

Violet Town Landfill Cap and Closure YTD \$10,973 (this will be funded from provision in Balance Sheet at year end).

## **Income Statement (Fav) / Unfav. Variance for 31 March 2015**

### **Income**

<u>Rates</u>	<u>(41,382)</u>	Some supplementary valuations have been finalised however valuation objections are still pending. Rates Arrears March 2015 1,107K (13/14 1,058K)  Fire services Property levy raised \$1.4 million as part of rate 2014/15 (13/14 \$1.6million) The FSPL cents in the dollar reduced in 14/15 (funds required to be held in Trust in Balance Sheet - 13/14 uncollected \$80k)
<u>Statutory Fees &amp; Fines</u>	<u>1,197</u>	Small timing variance for statutory fees
<u>User Fees</u>	<u>19,625</u>	Timing variances in delivery of HACC programs and offset by increased road opening permits.
<u>Contributions</u>	<u>(73,682)</u>	Favourable payments towards new infrastructure assets. Matched by increased expenditure- Euroa Conference & Function Centre Lease
<u>Grants – Operating Recurrent</u>	<u>16,750</u>	Timing variance for grants
<u>Grants - Operating Non-recurrent</u>	<u>(67,000)</u>	Creighton's Creek Fire recovery grant 62k and Tobacco Compliance Education 5k.

Other Revenue includes (84,732) Various accounts with timing  
Interest on Investments difference on reimbursements and rates interest charges.

**Expense**

Employee (125,729) 71k charged to capital program, balance reduce expenditure on HACC program (matching reduced revenue)

Contracts and Materials (196,476) Operating items charged to the capital works program total \$36k and cover plant items that would otherwise have been charged as contract and materials. Timing variance on delivery of program

Depreciation 79,876 Revaluation of assets at 30/6/2014 resulted in higher depreciation than budgeted. timing variance

The April 2015 Financial Overview report will include a reviewed forecast to 30 June 2015. This will identify items to be carried forward to 2015/16 as part of the Capital Works Program. 2014/15 Capital Works Projects currently now identified to be carried forward are:

Project	Carried forward Budget
Pranjip Road Bridge	247,000
Kelly's Bridge Creighton's Creek Rd	119,000

**STRATHBOGRIE SHIRE COUNCIL**

**Profit and Loss Statement 2014/2015**

**for 9 months ending 31 March 2015**

	<b>Current Budget Total 14/15</b>	<b>YTD Budget</b>	<b>YTD Actual</b>	<b>Variance to MYR YTD Budget</b>
<b>REVENUE</b>				
Rates and Charges	16,171,000	16,138,773	16,180,155	(41,382)
Statutory Fees & Fines	270,100	190,763	189,566	1,197
User Fees	1,103,100	840,942	821,317	19,625
Contributions	58,500	58,500	132,182	(73,682)
Grants - Operating Recurrent	6,366,958	4,851,510	4,834,940	16,570
Grants - Operating Non-recurrent	1,629,350	360,500	427,500	(67,000)
Grants - Capital Recurrent	2,487,215	1,870,000	1,870,886	(886)
Grants - Capital Non-recurrent	806,090	718,111	718,111	-
Other Revenue	596,000	679,968	633,031	46,937
Net Gain/Loss on Disposal Assets	(283,000)		(96,790)	96,790
Proceeds from sale of assets			228,459	(228,459)
<b>Operating Revenue Total</b>	<b>29,205,313</b>	<b>25,709,067</b>	<b>25,939,357</b>	<b>(230,290)</b>
<b>EXPENDITURE</b>				
Employee	10,073,983	6,868,141	6,742,412	(125,729)
Contracts, Materials & Services	11,944,400	8,384,182	8,187,706	(196,476)
Bad and doubtful debts	5,000		12	12
Depreciation	4,735,700	3,415,856	3,495,732	79,876
Finance	160,500	118,789	114,518	(4,271)
Other Expenses	193,300	139,977	134,482	(5,495)
WDV Infrastructure Renewed	547,000			-
	<b>27,659,883</b>	<b>18,926,945</b>	<b>18,674,862</b>	<b>(252,083)</b>
<b>Surplus/Deficit</b>	<b>1,545,430</b>	<b>6,782,122</b>	<b>7,264,495</b>	<b>(482,373)</b>



**STRATHBOGRIE SHIRE COUNCIL**

**Balance Sheet 2014/2015**

	Current Budget Total 14/15	YTD Actual Mar 2015
	\$	\$
<b><u>Current Assets</u></b>		
Cash and cash equivalents	6,690,750	10,329,656
Trade and other receivables	1,457,817	5,119,306
Other Assets	123,985	1,447
Inventories	9,907	7,575
Non- current assets for resale	0	0
<b>Total Current Assets</b>	<b>8,282,459</b>	<b>15,457,984</b>
<b><u>Non-Current Assets</u></b>		
Financial assets	2,032	2,032
Investments in associates	223,650	223,649
Property, plant and equipment,Infrastructure	239,725,826	233,977,864
<b>Total Non-Current Assets</b>	<b>239,951,508</b>	<b>234,203,545</b>
<b>Total Assets</b>	<b>248,233,967</b>	<b>249,661,529</b>
<b><u>Current Liabilities</u></b>		
Trade and other payables	2,464,425	660,307
Trust funds and deposits	480,214	471,971
Fire Services Property Levy	0	481,488
Provisions	3,106,783	3,116,869
Interest bearing loans and borrowings	158,000	153,057
<b>Total Current Liabilities</b>	<b>6,209,422</b>	<b>4,883,692</b>
<b><u>Non-Current Liabilities</u></b>		
Trust funds and deposits	67,980	67,980
Provisions	597,297	393,471
Interest bearing loans and borrowings	1,963,621	2,119,739
<b>Total Non-Current Liabilities</b>	<b>2,628,898</b>	<b>2,581,190</b>
<b>Total Liabilities</b>	<b>8,838,320</b>	<b>7,464,882</b>
<b>Net Assets</b>	<b>239,395,647</b>	<b>242,196,647</b>
<b><u>Equity</u></b>		
Accumulated Surplus	75,968,092	74,744,596
Reserves	163,427,555	167,452,051
<b>Total Equity</b>	<b>239,395,647</b>	<b>242,196,647</b>



**STRATHBOGIE SHIRE COUNCIL**

**Cash Flow Statement  
for 9 Months ended March 2015**

	Current Budget	
	Total 14/15 Inflows (Outflows)	Mar-15 Inflows (Outflows)
<b>Cash flows from operating activities</b>		
Rates and charges	16,171,000	12,651,492
Statutory fees and fines	270,100	189,566
User fees	1,103,100	1,058,079
Contributions	58,500	132,182
Grants	11,289,613	7,851,437
Interest	200,000	217,810
Other receipts	396,000	318,432
Net GST refund/overpayment	0	1,186,121
Payments to suppliers	(11,944,400)	(11,791,732)
Payments to employees (including redundancies)	(10,404,943)	(6,742,412)
Other payments	(193,300)	(134,494)
<b>Total cash outflows from operating activities</b>	<b>6,945,670</b>	<b>4,936,481</b>
<b>Cash flows from investing activities</b>		
Payments for property, plant and equipment, infrastructure	(9,190,015)	(3,504,194)
Payments for landfill rehabilitation	0	-
Proceeds sales of property, plant and equip, infrastructure	567,000	228,459
<b>Net cash used in investing activities</b>	<b>(8,623,015)</b>	<b>(3,275,735)</b>
<b>Cash flows from financing activities</b>		
Finance costs	(160,500)	(114,518)
Trust funds and deposits	0	103,657
Proceeds from interest bearing loans and borrowings	0	-
Repayment of interest bearing loans and borrowings	(625,836)	(474,660)
<b>Net cash provided by (used in) financing activities</b>	<b>(786,336)</b>	<b>(485,521)</b>
Net cash provided by (used in) financing activities		
<b>Net increase (decrease) in cash and cash equivalents</b>	<b>(2,463,681)</b>	<b>1,175,225</b>
<b>Cash and cash equivalents brought forward</b>	<b>9,154,431</b>	<b>9,154,431</b>
<b>Cash and cash equivalents at end of year/month</b>	<b>6,690,750</b>	<b>10,329,656</b>

**Strathbogie Shire Council 2014/2015  
Account Details - Investments  
End of Month March 2015 Balance Sheet Reports**

Investments	%	YTD
Split by Bank	Hold	Actual
ANZ	24%	2,000,000
CBA	23%	1,900,000
GMCU	29%	2,400,000
NAB	23%	1,900,000
	<b>100%</b>	<b>8,200,000</b>

Strathbogie Shire Council  
Capital Account Type  
Directorate Details  
For Period March 2015

Directorate	Current Budget Total 14/15	YTD Budget	YTD Actual	YTD Variance
Land	810,500	535,500	563,309	-27,809
Buildings - Municipal Properties	2,158,000	966,917	955,232	11,685
Furniture and Equipment	190,000	89,775	94,639	-4,864
Plant & Machinery	815,000	465,653	410,149	55,504
Bridge Construction	717,000	219,000	227,175	-8,175
Underground Drainage	483,000	37,935	38,369	-435
Waste Management	0	0	10,973	-10,973
Footpaths	105,000	2,296	2,296	0
Roads	3,831,515	2,137,746	1,701,146	436,600
Kerb & Channel	80,000	3,150	3,150	0
CAPEXP adjustments since adoption	0	0	20,240	-20,240
Open Space	0	0	99,910	-99,910
<b>Grand Total</b>	<b>\$ 9,190,015</b>	<b>\$ 4,457,972</b>	<b>\$ 4,126,588</b>	<b>\$ 331,384</b>
<b>Asset Renewal</b>	<b>7,945,515</b>	<b>3,736,809</b>	<b>3,245,817</b>	<b>490,992</b>
<b>Asset Upgrade</b>	<b>1,001,000</b>	<b>530,902</b>	<b>676,269</b>	<b>-145,367</b>
<b>Asset New</b>	<b>243,500</b>	<b>190,261</b>	<b>204,502</b>	<b>-14,241</b>
<b>Report Total :</b>	<b>\$ 9,190,015</b>	<b>\$ 4,457,972</b>	<b>\$ 4,126,588</b>	<b>\$ 331,384</b>

Budgeted items from Operational	
Plant	36,038
Salaries	71,601
<b>Total Capital</b>	<b>\$ 107,639</b>

**Strathbogie Shire Council  
Account Management Report  
for year to March 2015 (actuals as at 09 April 15 - 75% of year)**

	Original Budget	Current Budget	YTD Budget	YTD Actual	YTD On Order	YTD Total Committed	YTD Variance	Rev. Bud. Variance	% Rev Bud
<b>Capital Land</b>									
22001	\$19,000	\$19,000	\$9,105	\$9,105	\$0	\$9,105	-\$105	\$9,955	48%
22006	\$504,000	\$0	\$0	\$0	\$0	\$0	\$0	\$0	0%
22013	\$100,000	\$0	\$2,942	\$2,942	\$0	\$2,942	-\$2,942	-\$2,942	0%
22015	\$10,000	\$10,000	\$11,621	\$11,621	\$0	\$11,621	-\$1,621	-\$1,621	116%
22014	\$0	\$171,500	\$173,328	\$173,328	\$0	\$173,328	-\$1,828	-\$1,828	101%
22017	\$200,000	\$285,000	\$266,357	\$266,357	\$0	\$266,357	-\$1,357	-\$1,357	100%
22018	\$20,000	\$20,000	\$20,000	\$20,000	\$0	\$20,000	\$0	\$0	100%
22020	\$180,000	\$180,000	\$4,036	\$4,036	\$153,859	\$157,894	-\$157,894	\$22,105	88%
22021	\$70,000	\$70,000	\$0	\$0	\$0	\$0	\$0	\$70,000	0%
22022	\$40,000	\$40,000	\$55,920	\$55,920	\$0	\$55,920	-\$15,920	-\$15,920	140%
	\$15,000	\$15,000	\$0	\$0	\$0	\$0	\$0	\$15,000	0%
<b>Total Land</b>	<b>\$1,158,000</b>	<b>\$810,500</b>	<b>\$663,309</b>	<b>\$663,309</b>	<b>\$153,859</b>	<b>\$717,168</b>	<b>-\$181,666</b>	<b>\$247,191</b>	<b>86%</b>
<b>Buildings - Municipal Properties</b>									
20036	\$0	\$53,000	\$11,683	\$11,683	\$83,588	\$83,588	-\$85,705	-\$42,466	160%
20038	\$455,000	\$455,200	\$456,286	\$456,286	\$3,300	\$463,586	-\$4,586	-\$4,586	101%
20040	\$0	\$0	\$300	\$300	\$0	\$300	-\$300	-\$300	0%
20045	\$0	\$0	\$3,025	\$3,025	\$0	\$3,025	-\$3,025	-\$3,025	0%
20047	\$0	\$0	\$375	\$375	\$0	\$375	-\$375	-\$375	0%
20053	\$0	\$0	\$489	\$489	\$0	\$489	-\$489	-\$489	0%
20058	\$10,000	\$10,000	\$10,515	\$10,515	\$4,124	\$14,639	-\$5,349	-\$4,549	146%
20082	\$39,000	\$39,000	\$1,050	\$1,050	\$0	\$1,050	-\$550	\$37,850	3%
20083	\$20,000	\$20,000	\$2,273	\$2,273	\$0	\$2,273	\$17,727	\$17,727	11%
20084	\$16,000	\$16,000	\$14,495	\$14,495	\$0	\$14,495	\$1,504	\$1,504	91%
20085	\$10,000	\$10,000	\$0	\$0	\$0	\$0	\$0	\$10,000	0%
20086	\$185,000	\$185,000	\$0	\$0	\$6,682	\$5,682	-\$5,682	\$176,318	4%
20087	\$30,000	\$30,000	\$24,509	\$24,509	\$0	\$24,509	\$5,491	\$5,491	82%
20089	\$93,000	\$90,000	\$10,188	\$10,188	\$0	\$10,188	\$3,812	\$3,812	81%
20091	\$40,000	\$40,000	\$45,730	\$45,730	\$0	\$45,730	-\$6,730	-\$6,730	117%
20092	\$40,000	\$40,000	\$0	\$0	\$0	\$0	\$25,000	\$25,000	0%
20093	\$25,000	\$25,000	\$21,910	\$21,910	\$0	\$21,910	\$3,090	\$3,090	88%
20094	\$40,000	\$40,000	\$0	\$0	\$0	\$0	\$40,000	\$40,000	0%
20095	\$10,000	\$10,000	\$398	\$398	\$5,127	\$5,524	-\$4,594	\$4,475	55%
20096	\$275,000	\$200,000	\$0	\$0	\$0	\$0	\$200,000	\$200,000	0%
20097	\$400,000	\$400,000	\$311,536	\$311,536	\$955	\$312,490	-\$4,954	\$87,510	78%
20098	\$450,000	\$450,000	\$11,807	\$11,807	\$3,502	\$15,309	-\$3,896	-\$444,691	3%
20099	\$50,000	\$50,000	\$0	\$0	\$0	\$0	\$50,000	\$50,000	0%
20099	\$10,000	\$10,000	\$7,611	\$7,611	\$0	\$7,611	\$2,389	\$2,389	76%
20099	\$60,000	\$60,000	\$13,870	\$13,870	\$3,020	\$16,890	-\$4,357	-\$43,110	28%
<b>Total Buildings - Municipal Properties</b>	<b>\$2,180,000</b>	<b>\$2,158,000</b>	<b>\$955,232</b>	<b>\$955,232</b>	<b>\$110,317</b>	<b>\$1,066,550</b>	<b>-\$98,632</b>	<b>\$1,202,768</b>	<b>45%</b>
<b>Furniture and Equipment (Inc. Info. Services) Other Furniture and Equipment</b>									



**Strathbogie Shire Council  
Account Management Report  
for year to March 2015 (actuals as at 09 April 15 - 75% of year)**

	Original Budget	Current Budget	YTD Budget	YTD Actual	YTD On Order	YTD Total Committed	YTD Variance	Rev. Bud. Variance	% Rev Bud
20046 Black Caviar - Grant Funded & Private Works	\$0	\$0	\$0	\$0	\$364	\$364	-\$364	-\$364	0%
26034 Nagambie Lakes Canoe Polo (Grant funded)	\$0	\$0	\$0	\$1,886	\$0	\$1,886	-\$1,886	-\$1,886	0%
<b>Total Other Furniture and Equipment</b>	<b>\$0</b>	<b>\$0</b>	<b>\$0</b>	<b>\$1,886</b>	<b>\$364</b>	<b>\$2,250</b>	<b>-\$2,250</b>	<b>-\$1,886</b>	<b>0%</b>
<b>Information Technology</b>									
26012 Hardware Replacement Program	\$150,000	\$150,000	\$81,110	\$84,068	\$5,566	\$89,654	-\$6,544	\$89,345	60%
26033 HACC Minor Grant (Grant funded)	\$40,000	\$40,000	\$8,665	\$8,665	\$0	\$8,665	\$0	\$31,335	22%
<b>Total Information Technology</b>	<b>\$190,000</b>	<b>\$190,000</b>	<b>\$89,775</b>	<b>\$92,733</b>	<b>\$5,566</b>	<b>\$98,319</b>	<b>-\$8,544</b>	<b>\$97,247</b>	<b>52%</b>
<b>Total Furniture and Equipment (Inc. Info. Services)</b>	<b>\$190,000</b>	<b>\$190,000</b>	<b>\$89,775</b>	<b>\$94,639</b>	<b>\$5,930</b>	<b>\$100,569</b>	<b>-\$10,794</b>	<b>\$95,361</b>	<b>53%</b>
<b>Plant &amp; Machinery</b>									
28006 Plant Replacement (Strathbogie)	\$820,000	\$465,000	\$232,399	\$178,197	\$0	\$178,197	\$54,202	\$288,803	38%
28007 Motor Vehicle Fleet Replacement	\$350,000	\$350,000	\$233,254	\$231,952	\$0	\$231,952	\$1,302	\$118,048	55%
<b>Total Plant &amp; Machinery</b>	<b>\$970,000</b>	<b>\$815,000</b>	<b>\$465,653</b>	<b>\$410,149</b>	<b>\$0</b>	<b>\$410,149</b>	<b>\$56,504</b>	<b>\$404,851</b>	<b>50%</b>
<b>Bridge Construction</b>									
23005 Mitchellstown Road Bridge	\$88,000	\$88,000	\$0	\$1,125	\$0	\$1,125	-\$1,125	-\$1,125	0%
23007 Horse Gully Road Bridge Replacement	\$0	\$0	\$0	\$0	\$23,515	\$23,515	-\$23,515	\$54,485	27%
23015 Erosion & Kerb works	\$0	\$0	\$0	\$6,247	\$950	\$7,237	-\$7,237	-\$7,237	0%
23022 Plainip Road Bridge	\$247,000	\$247,000	\$0	\$1,540	\$0	\$1,540	-\$1,540	\$245,460	1%
23023 Cusack Road Major Culverts	\$21,000	\$21,000	\$21,000	\$21,000	\$0	\$21,000	\$0	\$119,000	0%
23024 Kelly's Bridge Creightons Creek Rd	\$119,000	\$119,000	\$0	\$0	\$0	\$0	\$0	-\$188	100%
23025 Leckies Rd Concrete Bridge	\$122,000	\$122,000	\$122,000	\$122,185	\$0	\$122,185	-\$185	\$108	100%
23026 Longwood-Praxip Road Bridge	\$103,000	\$103,000	\$75,000	\$75,077	\$27,815	\$102,892	-\$26,892	\$12,000	0%
23027 Spalling Erosion Protection to Bridges	\$12,000	\$12,000	\$0	\$0	\$0	\$0	\$0	\$5,000	0%
23028 Kerb Guards & Running Deck to Bridges	\$5,000	\$5,000	\$0	\$0	\$0	\$0	\$0	\$489,625	39%
<b>Total Bridge Construction</b>	<b>\$717,000</b>	<b>\$717,000</b>	<b>\$219,000</b>	<b>\$227,175</b>	<b>\$52,320</b>	<b>\$279,495</b>	<b>-\$60,495</b>	<b>\$489,625</b>	<b>39%</b>
<b>Underground Drainage</b>									
23055 Euroa Atkins Street Drainage	\$80,000	\$165,000	\$7,000	\$3,019	\$163,985	\$166,574	-\$1,574	\$43,000	0%
24007 Nagambie Industrial Area - Scoping	\$43,000	\$43,000	\$0	\$0	\$0	\$0	\$0	\$43,000	0%
24008 Nagambie Industrial Area - Drainage	\$43,000	\$43,000	\$0	\$0	\$0	\$0	\$0	\$0	0%
24014 Zooks Road Drainage Improvement	\$15,000	\$15,000	\$15,000	\$16,644	\$0	\$16,644	-\$1,644	-\$1,644	111%
24015 Euroa Atkins St Drainage - Stage 2	\$36,000	\$36,000	\$0	\$0	\$36,000	\$36,000	-\$36,000	\$0	100%
24016 OHS Requirements - Replace Large Pit Lids	\$65,000	\$65,000	\$0	\$0	\$0	\$0	\$0	\$65,000	0%
24017 Violet Town Outfall for Main Drain - Flood Flap & Discharge	\$55,000	\$0	\$0	\$0	\$0	\$0	\$0	\$0	0%
24018 Mangalore Grant Street - Drainage Improvement	\$20,000	\$20,000	\$0	\$0	\$0	\$0	\$0	\$20,000	0%
24019 Open Drain Lime Street	\$25,000	\$25,000	\$10,566	\$13,027	\$0	\$13,027	-\$2,461	\$11,973	52%
24020 Hughes Creek Outfall Drop Structure Improvements	\$30,000	\$30,000	\$0	\$2,060	\$115	\$2,175	-\$175	\$27,825	7%
24021 Zooks Road Drainage Improvement (Upgrade)	\$10,000	\$10,000	\$3,369	\$3,618	\$0	\$3,618	-\$248	\$6,382	36%
24022 Euroa Atkins Street Drainage - Stage 2 (Upgrade)	\$31,000	\$31,000	\$0	\$0	\$31,000	\$31,000	-\$31,000	\$0	100%
<b>Total Underground Drainage</b>	<b>\$454,000</b>	<b>\$485,000</b>	<b>\$37,935</b>	<b>\$38,359</b>	<b>\$230,670</b>	<b>\$269,039</b>	<b>-\$231,104</b>	<b>\$444,631</b>	<b>56%</b>
<b>Waste Management</b>									

**Strathbogie Shire Council  
Account Management Report  
for year to March 2015 (actuals as at 09 April 15 - 75% of year)**

	Original Budget	Current Budget	YTD Budget	YTD Actual	YTD On Order	YTD Total Committed	YTD Variance	Rev. Bud. Variance	% Rev Bud
27800 Violet Town Landfill Cap and Closure	\$0	\$0	\$0	\$10,973	\$0	\$10,973	-\$10,973	-\$10,973	0%
<b>Total Waste Management</b>	\$0	\$0	\$0	\$10,973	\$0	\$10,973	-\$10,973	-\$10,973	0%
<b>Footpaths</b>									
<b>Asphalt Footpath Renewal Program</b>									
27011 Asphalt Footpath Renewal Program	\$40,000	\$40,000	\$0	\$0	\$40,000	\$40,000	-\$40,000	\$0	100%
<b>Total Asphalt Footpath Renewal Program</b>	\$40,000	\$40,000	\$0	\$0	\$40,000	\$40,000	-\$40,000	\$40,000	100%
<b>Sealed Footpath Renewal Program</b>									
27031 Sealed Footpath Renewal Program	\$25,000	\$25,000	\$0	\$0	\$25,000	\$25,000	-\$25,000	\$0	100%
<b>Total Sealed Footpath Renewal Program</b>	\$25,000	\$25,000	\$0	\$0	\$25,000	\$25,000	-\$25,000	\$25,000	100%
<b>Isolated Failures Concrete (Various)</b>									
27051 Isolated Failures Concrete (Various)	\$30,000	\$30,000	\$0	\$0	\$0	\$0	\$0	\$30,000	0%
<b>Total Isolated Failures Concrete (Various)</b>	\$30,000	\$30,000	\$0	\$0	\$0	\$0	\$0	\$30,000	0%
<b>Minor Missing Link Sections Footpath</b>									
27071 Minor Missing Link Sections Footpath	\$10,000	\$10,000	\$2,296	\$2,296	\$0	\$2,296	\$0	\$7,704	23%
<b>Total Minor Missing Link Sections Footpath</b>	\$10,000	\$10,000	\$2,296	\$2,296	\$0	\$2,296	\$0	\$7,704	23%
<b>Total Footpaths</b>	\$105,000	\$105,000	\$2,296	\$2,296	\$65,000	\$67,296	-\$65,000	\$102,704	64%
<b>Roads</b>									
<b>Roads and Street Resealing</b>									
25031 Reseals - Urban	\$0	\$0	\$0	\$66	\$0	\$66	-\$66	-\$66	0%
<b>Local Government Infrastructure Program</b>									
25031 014 Barwon Street Ch 76 - 406	\$0	\$0	\$0	\$9,436	\$0	\$9,436	-\$9,436	\$8,436	0%
25031 0142 Blayney Lane Ch 532-795	\$0	\$0	\$0	\$7,458	\$0	\$7,458	-\$7,458	-\$7,458	0%
25031 0143 Bryde Street Ch 0-126	\$0	\$0	\$0	\$2,402	\$0	\$2,402	-\$2,402	-\$2,402	0%
25031 0144 Cemetery Lane Ch 0-485	\$0	\$0	\$0	\$13,258	\$0	\$13,258	-\$13,258	-\$13,258	0%
25031 0152 High Street S/E East Ch 705-598	\$0	\$0	\$0	\$1,571	\$0	\$1,571	-\$1,571	-\$1,571	0%
25031 0155 Marie Street Ch 122-202	\$0	\$0	\$0	\$4,501	\$0	\$4,501	-\$4,501	-\$4,501	0%
25031 0156 Myola Crescent Ch 0-297	\$0	\$0	\$0	\$9,475	\$0	\$9,475	-\$9,475	-\$9,475	0%
25031 0157 Park Street Ch 0-145	\$0	\$0	\$0	\$3,494	\$0	\$3,494	-\$3,494	-\$3,494	0%
25031 0158 Park Street Ch 380-575	\$0	\$0	\$0	\$4,587	\$0	\$4,587	-\$4,587	-\$4,587	0%
25031 016 Robinson Street Ch 0-222	\$0	\$0	\$0	\$9,178	\$0	\$9,178	-\$9,178	-\$9,178	0%
25040 107 Robinson Street Ch 0-76	\$0	\$0	\$0	\$1,647	\$0	\$1,647	-\$1,647	-\$1,647	0%
25040 108 Barwon Street Ch 405-745	\$0	\$0	\$0	\$7,888	\$0	\$7,888	-\$7,888	-\$7,888	0%
<b>Total Local Government Infrastructure Program</b>	\$0	\$0	\$0	\$73,894	\$0	\$73,894	-\$73,894	-\$73,894	0%
<b>Country Roads &amp; Bridges</b>									
25050 Anderson Street Ch 1120 - 1310	\$0	\$0	\$0	\$5,153	\$0	\$5,153	-\$5,153	-\$5,153	0%
25051 Conroy Street Ch 42 - 201	\$0	\$0	\$0	\$4,740	\$0	\$4,740	-\$4,740	-\$4,740	0%
25052 Ewings Road Ch 288 - 382	\$0	\$0	\$0	\$3,088	\$0	\$3,088	-\$3,088	-\$3,088	0%
25053 Ewings Road Ch 382 - 432	\$0	\$0	\$0	\$1,230	\$0	\$1,230	-\$1,230	-\$1,230	0%
25054 Foy Street Ch 228 - 335	\$0	\$0	\$0	\$9,239	\$0	\$9,239	-\$9,239	-\$9,239	0%

Produced from Finance

Report 14 C:\MGM\QRP generated at 4:05 PM on 09-April-2015 By leanne.caddy



**Strathbogie Shire Council  
Account Management Report  
for year to March 2015 (actuals as at 09 April 15 - 75% of year)**

	Original Budget	Current Budget	YTD Budget	YTD Actual	YTD On Order	YTD Total Committed	YTD Variance	Rev. Bud. Variance	% Rev Bud
Garrett Street Ch 473 - 595	\$0	\$0	\$0	\$2,976	\$0	\$2,976	-\$2,976	-\$2,976	0%
Glencalm Lane Ch 0 - 164	\$0	\$0	\$0	\$4,757	\$0	\$4,757	-\$4,757	-\$4,757	0%
Gobur Street Ch 0 - 180	\$0	\$0	\$0	\$4,151	\$0	\$4,151	-\$4,151	-\$4,151	0%
Henry Street S/R Ch 0 - 198	\$0	\$0	\$0	\$5,242	\$0	\$5,242	-\$5,242	-\$5,242	0%
High Street S/R S/West Ch 360 - 802	\$0	\$0	\$0	\$12,713	\$0	\$12,713	-\$12,713	-\$12,713	0%
High Street S/R S/West Ch 200 - 360	\$0	\$0	\$0	\$6,562	\$0	\$6,562	-\$6,562	-\$6,562	0%
Hinton Street Ch 0 - 132	\$0	\$0	\$0	\$3,161	\$0	\$3,161	-\$3,161	-\$3,161	0%
Industrial Crescent Ch 416 - 669	\$0	\$0	\$0	\$6,808	\$0	\$6,808	-\$6,808	-\$6,808	0%
Industrial Crescent Ch 0 - 254	\$0	\$0	\$0	\$12,469	\$0	\$12,469	-\$12,469	-\$12,469	0%
Industrial Crescent Ch 254 - 416	\$0	\$0	\$0	\$12,352	\$0	\$12,352	-\$12,352	-\$12,352	0%
Kennedy Street Ch 573 - 770	\$0	\$0	\$0	\$6,450	\$0	\$6,450	-\$6,450	-\$6,450	0%
Kennedy Street Ch 414 - 473	\$0	\$0	\$0	\$1,840	\$0	\$1,840	-\$1,840	-\$1,840	0%
Kennedy Street Ch 473 - 515	\$0	\$0	\$0	\$2,042	\$0	\$2,042	-\$2,042	-\$2,042	0%
Kennedy Street Ch 515 - 573	\$0	\$0	\$0	\$7,344	\$0	\$7,344	-\$7,344	-\$7,344	0%
Kennedy Street Ch 1147 - 1345	\$0	\$0	\$0	\$4,552	\$0	\$4,552	-\$4,552	-\$4,552	0%
Kennedy Street Ch 1345 - 1367	\$0	\$0	\$0	\$671	\$0	\$671	-\$671	-\$671	0%
Kennedy Street Ch 1367 - 1590	\$0	\$0	\$0	\$6,317	\$0	\$6,317	-\$6,317	-\$6,317	0%
Kennedy Street Ch 383 - 414	\$0	\$0	\$0	\$4,112	\$0	\$4,112	-\$4,112	-\$4,112	0%
Lorraine Avenue Ch 0 - 117	\$0	\$0	\$0	\$4,101	\$0	\$4,101	-\$4,101	-\$4,101	0%
Rose Street Ch 309 - 328	\$0	\$0	\$0	\$65	\$0	\$65	-\$65	-\$65	0%
Sutherland Street Ch 179 - 280	\$0	\$0	\$0	\$9,883	\$0	\$9,883	-\$9,883	-\$9,883	0%
Sutherland Street Ch 0 - 159	\$0	\$0	\$0	\$12,318	\$0	\$12,318	-\$12,318	-\$12,318	0%
Sutherland Street Ch 300 - 658	\$0	\$0	\$0	\$8,760	\$0	\$8,760	-\$8,760	-\$8,760	0%
White Street Ch 100 - 129	\$0	\$0	\$0	\$963	\$0	\$963	-\$963	-\$963	0%
White Street Ch 129 - 214	\$0	\$0	\$0	\$1,848	\$0	\$1,848	-\$1,848	-\$1,848	0%
White Street Ch 229 - 329	\$0	\$0	\$0	\$2,559	\$0	\$2,559	-\$2,559	-\$2,559	0%
White Street Ch 214 - 229	\$0	\$0	\$0	\$372	\$0	\$372	-\$372	-\$372	0%
<b>Total Country Roads &amp; Bridges</b>	<b>\$0</b>	<b>\$0</b>	<b>\$0</b>	<b>\$168,880</b>	<b>\$0</b>	<b>\$168,880</b>	<b>-\$168,880</b>	<b>-\$168,880</b>	<b>0%</b>
<b>Total Reseals - Urban</b>	<b>\$0</b>	<b>\$0</b>	<b>\$0</b>	<b>\$242,840</b>	<b>\$0</b>	<b>\$242,840</b>	<b>-\$242,840</b>	<b>-\$242,840</b>	<b>0%</b>
<b>Reseals - Rural</b>	<b>\$1,301,000</b>	<b>\$1,301,000</b>	<b>\$688,400</b>	<b>\$0</b>	<b>\$0</b>	<b>\$0</b>	<b>\$688,400</b>	<b>\$1,301,000</b>	<b>0%</b>
24999 Resealing Budget	\$0	\$0	\$0	\$14,634	\$0	\$14,634	-\$14,634	-\$14,634	0%
25103 Creightons Creek Road Ch 23795 - 24395	\$0	\$0	\$0	\$4,845	\$0	\$4,845	-\$4,845	-\$4,845	0%
25104 Creightons Creek Road Ch 14230 - 14520	\$0	\$0	\$0	\$10,827	\$0	\$10,827	-\$10,827	-\$10,827	0%
25108 Goulburn Weir Road Ch 2030 - 2470	\$0	\$0	\$0	\$295	\$0	\$295	-\$295	-\$295	0%
25120 Moolanemby Road Ch 11223 - 11245	\$0	\$0	\$0	\$268	\$0	\$268	-\$268	-\$268	0%
25122 Moolanemby Road Ch 11203 - 11223	\$0	\$0	\$0	\$54	\$0	\$54	-\$54	-\$54	0%
25124 Pine Lodge Road Ch 2420 - 3220	\$0	\$0	\$0	\$12,517	\$0	\$12,517	-\$12,517	-\$12,517	0%
25125 Pully McQuinn Road Ch 4050 - 4885	\$0	\$0	\$0	\$9,962	\$0	\$9,962	-\$9,962	-\$9,962	0%
25127 Smithys Lane Ch 0 - 605	\$0	\$0	\$0	\$6,562	\$0	\$6,562	-\$6,562	-\$6,562	0%
25128 Tabak-Wones Road Ch 0 - 522	\$0	\$0	\$0	\$16,044	\$0	\$16,044	-\$16,044	-\$16,044	0%
25171 Euroa Strathbogie Road Ch 16167 - 17393	\$0	\$0	\$0	\$60,216	\$0	\$60,216	-\$60,216	-\$60,216	0%
25172 Euroa Strathbogie Road Ch 17503 - 19928	\$0	\$0	\$0	\$36,089	\$0	\$36,089	-\$36,089	-\$36,089	0%
25173 Downs St/Depot Rd (Longwood) Ch 324 - 2265	\$0	\$0	\$0	\$43,325	\$0	\$43,325	-\$43,325	-\$43,325	0%
25174 Looksley Nagambie Road Ch 4645 - 7043	\$0	\$0	\$0	\$9,545	\$0	\$9,545	-\$9,545	-\$9,545	0%
25175 Looksley Nagambie Road Ch 7369 - 8050	\$0	\$0	\$0	\$0	\$0	\$0	\$0	\$0	0%

Produced from Finance

Reports\AC\MGM\_QRP generated at 4:05 PM on 09-April-2015 by leanne.cully

**Strathbogie Shire Council  
Account Management Report  
for year to March 2015 (actuals as at 09 April 15 - 75% of year)**

	Original Budget	Current Budget	YTD Budget	YTD Actual	YTD On Order	YTD Total Committed	YTD Variance	Rev. Bud. Variance	% Rev Bud
25716 Locksley Nagambie Road Ch 13703 - 15158	\$0	\$0	\$0	\$19,655	\$0	\$19,655	-\$19,655	-\$19,655	0%
25717 Locksley Nagambie Road Ch 15168 - 17264	\$0	\$0	\$0	\$41,830	\$0	\$41,830	-\$41,830	-\$41,830	0%
25718 Alexander Road (Locksley) Ch 00 - 1325	\$0	\$0	\$0	\$17,305	\$0	\$17,305	-\$17,305	-\$17,305	0%
<b>Local Government Infrastructure Program</b>									
25102 Cemetery Road Ch 0 - 1340	\$0	\$0	\$0	\$34,603	\$0	\$34,603	-\$34,603	-\$34,603	0%
25105 Dargalong Road Ch 1750 - 2856	\$0	\$0	\$0	\$14,809	\$0	\$14,809	-\$14,809	-\$14,809	0%
25106 Dargalong Road Ch 2855 - 2906	\$0	\$0	\$0	\$670	\$0	\$670	-\$670	-\$670	0%
25107 Dargalong Road Ch 2935 - 3220	\$0	\$0	\$0	\$4,222	\$0	\$4,222	-\$4,222	-\$4,222	0%
25109 Halsalls Lane Ch 0 - 1621	\$0	\$0	\$0	\$457	\$0	\$457	-\$457	-\$457	0%
25110 Harrys Creek Road Ch 19845 - 21800	\$0	\$0	\$0	\$39,221	\$0	\$39,221	-\$39,221	-\$39,221	0%
25111 Kettels Road Ch 550 - 1645	\$0	\$0	\$0	\$24,087	\$0	\$24,087	-\$24,087	-\$24,087	0%
25112 Longwood-Ruffy Road Ch 990 - 1290	\$0	\$0	\$0	\$6,983	\$0	\$6,983	-\$6,983	-\$6,983	0%
25114 Longwood-Shepparton Road Ch 12820 - 12840	\$0	\$0	\$0	\$410	\$0	\$410	-\$410	-\$410	0%
25115 Longwood-Shepparton Road Ch 10945 - 11910	\$0	\$0	\$0	\$32,441	\$0	\$32,441	-\$32,441	-\$32,441	0%
25116 Longwood-Shepparton Road Ch 6000 - 7515	\$0	\$0	\$0	\$24,278	\$0	\$24,278	-\$24,278	-\$24,278	0%
25117 Longwood-Shepparton Road Ch 12840 - 13750	\$0	\$0	\$0	\$17,971	\$0	\$17,971	-\$17,971	-\$17,971	0%
25118 Longwood-Shepparton Road Ch 11930 - 12820	\$0	\$0	\$0	\$15,174	\$0	\$15,174	-\$15,174	-\$15,174	0%
25119 Longwood-Shepparton Road Ch 11910 - 11930	\$0	\$0	\$0	\$1,008	\$0	\$1,008	-\$1,008	-\$1,008	0%
25121 Moplenemy Road Ch 9485 - 11203	\$0	\$0	\$0	\$23,025	\$0	\$23,025	-\$23,025	-\$23,025	0%
25126 Seymour Avenel Road Ch 4655 - 5850	\$0	\$0	\$0	\$32,168	\$0	\$32,168	-\$32,168	-\$32,168	0%
<b>Total Local Government Infrastructure Program</b>	<b>\$0</b>	<b>\$0</b>	<b>\$0</b>	<b>\$277,931</b>	<b>\$0</b>	<b>\$277,931</b>	<b>-\$277,931</b>	<b>-\$277,931</b>	<b>0%</b>
<b>Country Roads &amp; Bridges</b>									
25084 Arcadia Two Chain Road Ch 5375 - 5925	\$0	\$0	\$0	\$39,963	\$0	\$39,963	-\$39,963	-\$39,963	0%
25085 Avenel Longwood Road Ch 19190 - 19210	\$0	\$0	\$0	\$574	\$0	\$574	-\$574	-\$574	0%
25086 Avenel Longwood Road Ch 19210 - 19570	\$0	\$0	\$0	\$9,514	\$0	\$9,514	-\$9,514	-\$9,514	0%
25087 Ballantynes Road Ch 400 - 777	\$0	\$0	\$0	\$9,022	\$0	\$9,022	-\$9,022	-\$9,022	0%
25088 Ballantynes Road Ch 777 - 797	\$0	\$0	\$0	\$492	\$0	\$492	-\$492	-\$492	0%
25089 Ballantynes Road Ch 0 - 114	\$0	\$0	\$0	\$3,293	\$0	\$3,293	-\$3,293	-\$3,293	0%
25090 Ballantynes Road Ch 114 - 134	\$0	\$0	\$0	\$1,053	\$0	\$1,053	-\$1,053	-\$1,053	0%
25091 Ballantynes Road Ch 134 - 284	\$0	\$0	\$0	\$3,775	\$0	\$3,775	-\$3,775	-\$3,775	0%
25092 Ballantynes Road Ch 284 - 304	\$0	\$0	\$0	\$574	\$0	\$574	-\$574	-\$574	0%
25093 Ballantynes Road Ch 304 - 400	\$0	\$0	\$0	\$2,461	\$0	\$2,461	-\$2,461	-\$2,461	0%
25094 Barn Lane Ch 0 - 1215	\$0	\$0	\$0	\$19,013	\$0	\$19,013	-\$19,013	-\$19,013	0%
25096 Boho Church Road Ch 7425 - 7650	\$0	\$0	\$0	\$4,147	\$0	\$4,147	-\$4,147	-\$4,147	0%
25094 Boho Church Road Ch 7650 - 7675	\$0	\$0	\$0	\$66	\$0	\$66	-\$66	-\$66	0%
25097 Boho Church Road Ch 7575 - 8015	\$0	\$0	\$0	\$23,169	\$0	\$23,169	-\$23,169	-\$23,169	0%
25098 Boho Church Road Ch 3150 - 4610	\$0	\$0	\$0	\$22,545	\$0	\$22,545	-\$22,545	-\$22,545	0%
25099 Boundary Hill Road Ch 1380 - 2365	\$0	\$0	\$0	\$24,092	\$0	\$24,092	-\$24,092	-\$24,092	0%
25100 Boundary Hill Road Ch 2365 - 3050	\$0	\$0	\$0	\$15,709	\$0	\$15,709	-\$15,709	-\$15,709	0%
25101 Boundary Hill Road Ch 2365 - 2385	\$0	\$0	\$0	\$701	\$0	\$701	-\$701	-\$701	0%
25101 Upton Road Ch 11235 - 11440	\$0	\$0	\$0	\$5,753	\$0	\$5,753	-\$5,753	-\$5,753	0%
25129 Upton Road Ch 11235 - 11440	\$0	\$0	\$0	\$188,855	\$0	\$188,855	-\$188,855	-\$188,855	0%
<b>Total Country Roads &amp; Bridges</b>	<b>\$0</b>	<b>\$0</b>	<b>\$988,400</b>	<b>\$773,869</b>	<b>\$0</b>	<b>\$773,869</b>	<b>\$214,531</b>	<b>\$527,131</b>	<b>59%</b>



**Strathbogie Shire Council  
Account Management Report  
for year to March 2015 (actuals as at 09 April 15 - 75% of year)**

	Original Budget	Current Budget	YTD Budget	YTD Actual	YTD On Order	YTD Total Committed	YTD Variance	Rev. Bud. Variance	% Rev Bud
<b>Pavement Rehabilitation Program</b>									
25920	\$1,434,000	\$1,434,000	\$628,800	\$798	\$0	\$798	\$526,002	\$1,433,202	0%
25927	\$10,000	\$10,000	\$0	\$0	\$0	\$0	\$0	\$10,000	0%
25968	\$20,000	\$20,000	\$0	\$2,970	\$550	\$3,330	-\$3,330	\$18,670	17%
25939	\$50,000	\$50,000	\$0	\$17,435	\$0	\$17,435	-\$17,435	\$32,565	35%
25971	\$0	\$0	\$0	\$288	\$0	\$288	-\$288	\$0	0%
<b>Pavement Rehab Roads To Recovery</b>									
24204	\$0	\$52,515	\$21,006	\$0	\$0	\$0	\$21,006	\$62,515	0%
25589	\$0	\$0	\$0	\$298	\$0	\$298	-\$298	\$0	0%
<b>Total Pavement Rehab Roads To Recovery</b>									
	\$0	\$52,515	\$21,006	\$298	\$0	\$298	\$20,708	\$62,217	1%
<b>Total Pavement Rehabilitation Program</b>									
	\$1,514,000	\$1,586,515	\$547,806	\$21,799	\$360	\$22,159	\$523,547	\$1,544,716	1%
<b>Final Seals</b>									
25926	\$0	\$0	\$0	\$121	\$0	\$121	-\$121	\$0	0%
25927	\$0	\$0	\$0	\$41,174	\$0	\$41,174	-\$41,174	\$0	0%
25928	\$0	\$0	\$0	\$16,731	\$0	\$16,731	-\$16,731	\$0	0%
25929	\$0	\$0	\$0	\$11,773	\$0	\$11,773	-\$11,773	\$0	0%
25930	\$0	\$0	\$0	\$33,780	\$0	\$33,780	-\$33,780	\$0	0%
25931	\$0	\$0	\$0	\$586	\$0	\$586	-\$586	\$0	0%
25932	\$0	\$0	\$0	\$35,295	\$0	\$35,295	-\$35,295	\$0	0%
25933	\$0	\$0	\$0	\$19,509	\$0	\$19,509	-\$19,509	\$0	0%
25934	\$0	\$0	\$0	\$5,821	\$0	\$5,821	-\$5,821	\$0	0%
25935	\$0	\$0	\$0	\$9,728	\$0	\$9,728	-\$9,728	\$0	0%
25936	\$0	\$0	\$0	\$17,952	\$0	\$17,952	-\$17,952	\$0	0%
25937	\$0	\$0	\$0	\$613	\$0	\$613	-\$613	\$0	0%
25938	\$0	\$0	\$0	\$6,137	\$0	\$6,137	-\$6,137	\$0	0%
25939	\$0	\$0	\$0	\$20,588	\$0	\$20,588	-\$20,588	\$0	0%
25940	\$0	\$0	\$0	\$32,285	\$0	\$32,285	-\$32,285	\$0	0%
25941	\$0	\$0	\$0	\$88	\$0	\$88	-\$88	\$0	0%
25942	\$0	\$0	\$0	\$18,870	\$0	\$18,870	-\$18,870	\$0	0%
<b>Total Final Seals</b>									
	\$0	\$0	\$0	\$270,990	\$0	\$270,990	-\$270,990	\$0	0%
<b>Total Roads and Street Resealing</b>									
	\$2,815,000	\$2,867,515	\$1,536,206	\$1,309,499	\$360	\$1,309,859	\$226,347	\$1,558,016	46%
<b>Road General</b>									
23050	\$24,900	\$18,900	\$19,900	\$0	\$0	\$0	\$19,900	\$19,900	0%
23051	\$80,000	\$90,000	\$90,000	\$75,300	\$952	\$76,252	\$5,748	\$3,748	8%
23053	\$25,000	\$1,000	\$1,000	\$1,000	\$0	\$1,000	\$0	\$0	100%
23066	\$15,000	\$15,000	\$15,000	\$0	\$0	\$0	\$15,000	\$15,000	0%
25909	\$0	\$0	\$0	\$0	\$0	\$0	\$0	\$0	0%
25916	\$56,100	\$56,100	\$22,440	\$0	\$51,106	\$51,106	-\$28,666	\$4,994	91%
25918	\$0	\$0	\$0	\$51	\$0	\$51	-\$51	-\$51	0%
<b>Total Road General</b>									
	\$201,000	\$172,000	\$138,340	\$76,401	\$52,058	\$128,458	\$9,862	\$85,599	75%
<b>Gravel Resealing</b>									
25902	\$891,000	\$792,000	\$463,200	\$0	\$0	\$0	\$463,200	\$792,000	0%
<b>Resealing Program</b>									



**Strathbogie Shire Council  
Account Management Report  
for year to March 2015 (actuals as at 09 April 15 - 75% of year)**

	Original Budget	Current Budget	YTD Budget	YTD Actual	YTD On Order	YTD Total Committed	YTD Variance	Rev. Bud. Variance	% Rev Bud
<b>Country Roads &amp; Bridges</b>									
25710 Lewis Road Ch 0 - 1270	\$0	\$0	\$0	\$22,999	\$3,300	\$25,899	-\$25,899	-\$25,899	0%
25719 Burnt Creek Ln Ch 0-880	\$0	\$0	\$0	\$19,752	\$0	\$19,752	-\$19,752	-\$19,752	0%
25720 Clarkes Rd - Lookley Ch 3000-3200	\$0	\$0	\$0	\$0	\$2,925	\$2,925	-\$2,925	-\$2,925	0%
25721 Black Swamp Ln Ch 0-800	\$0	\$0	\$0	\$20,888	\$0	\$20,888	-\$20,888	-\$20,888	0%
25722 Cahill Rd Ch 0-800	\$0	\$0	\$0	\$17,355	\$0	\$17,355	-\$17,355	-\$17,355	0%
25724 Nook Rd Ch 0-2400	\$0	\$0	\$0	\$56,860	\$0	\$56,860	-\$56,860	-\$56,860	0%
25725 Elgin Av (West End) Ch 0-85	\$0	\$0	\$0	\$1,964	\$0	\$1,964	-\$1,964	-\$1,964	0%
25726 Grimwake Rd Ch 13100-15100	\$0	\$0	\$0	\$65,774	\$0	\$65,774	-\$65,774	-\$65,774	0%
25728 Forlong Memorial Rd Ch 900-4800	\$0	\$0	\$0	\$87,385	\$990	\$87,385	-\$87,385	-\$87,385	0%
25729 Forlong Memorial Rd Ch 8500-9700	\$0	\$0	\$0	\$25,159	\$990	\$25,159	-\$25,149	-\$25,149	0%
25800 Cleary Road Ch 3000-3830	\$0	\$0	\$0	-\$2,249	\$0	-\$2,249	\$2,249	\$2,249	0%
25803 Racecourse Rd Ch 7285-9150	\$0	\$0	\$0	\$849	\$0	\$849	-\$849	-\$849	0%
25806 Wood Rd Ch 3630-4680	\$0	\$0	\$0	\$50	\$0	\$50	-\$50	-\$50	0%
25807 Weir Rd Ch 1660-2845	\$0	\$0	\$0	\$50	\$0	\$50	-\$50	-\$50	0%
<b>Total Country Roads &amp; Bridges</b>	\$591,000	\$752,000	\$463,200	\$315,247	\$8,206	\$323,453	-\$323,453	-\$315,247	0%
<b>Total Gravel Resheeting</b>	\$3,707,000	\$3,831,515	\$2,137,746	\$1,701,146	\$60,623	\$1,761,770	\$375,976	\$476,753	41%
<b>Kerb &amp; Channel</b>									
21000 Kerb & Channel	\$90,000	\$90,000	\$3,150	\$3,150	\$0	\$3,150	\$0	\$76,850	4%
<b>Total Kerb &amp; Channel</b>	\$90,000	\$90,000	\$3,150	\$3,150	\$0	\$3,150	\$0	\$76,850	4%
<b>CAPEXP adjustments since adoption</b>									
21101 Plant Replacement Nagambie Depot break-in	\$0	\$0	\$0	\$12,600	\$1,461	\$14,061	-\$14,061	-\$14,061	0%
201000 Drainage Rowe St Eureka Design & Schema Preparation	\$0	\$0	\$0	\$7,640	\$0	\$7,640	-\$7,640	-\$7,640	0%
<b>Buildings - Municipal Properties</b>									
<b>Total Buildings - Municipal Properties</b>	\$0	\$0	\$0	\$0	\$0	\$0	\$0	\$0	0%
<b>Open Space</b>									
2141503 Nagambie Tennis Courts & Lighting Upgrade Project	\$0	\$0	\$0	\$99,910	\$400	\$100,310	-\$100,310	-\$100,310	0%
<b>Total Open Space</b>	\$0	\$0	\$0	\$99,910	\$400	\$100,310	-\$100,310	-\$99,910	0%
<b>Footpaths</b>									
<b>Total Footpaths</b>	\$0	\$0	\$0	\$0	\$0	\$0	\$0	\$0	0%
<b>Total CAPEXP adjustments since adoption</b>	\$0	\$0	\$0	\$120,150	\$1,861	\$122,011	-\$122,011	-\$120,150	0%
<b>Total Capital</b>	\$9,561,000	\$9,190,015	\$4,457,972	\$4,126,588	\$680,591	\$4,807,169	-\$349,197	\$5,053,427	52%
<b>Grand Total</b>	\$9,561,000	\$9,190,015	\$4,457,972	\$4,126,588	\$750,110	\$4,807,169	-\$349,197	\$5,063,427	52%

**9.7.4 Documents for Signing and Sealing**

Documents are submitted for Council signing and sealing.

The details are as follows and are also included in Council's Seal Register:-

<b>DOCUMENT DESCRIPTION</b>	<b>NO. OF COPIES</b>
Deed of Agreement between Strathbogie Shire Council and EDI Downer Works Pty Ltd for Road Pavement Rehabilitation Program (Contract No. 14/15-07)	2
Deed of Agreement between Strathbogie Shire Council and Wright's Earthmoving Pty Ltd for Atkins Street Drainage-Stages 1 & 2 (Contract No. 14/15-10)	2

**RECOMMENDATION**

**That the Documents be signed and affixed with the Common Seal of Strathbogie Shire Council.**

*71/15 CRS WILLIAMS/WEATHERALD : That the Recommendation be adopted.*

**CARRIED**

### 9.7.5 **Business Management System**

The April 2015 Business Management System Report includes reports as follows:-

- Building Department – March 2015 Statistics
- Planning Department – Planning Permit Activity Monthly Responsible Authority Report - February 2015 (*report unavailable and will be included in May 2015 Agenda*)
- Confirm Customer Enquiry Flow – Report for March 2015
- Actioning of Council Resolutions – Status Report
- Outstanding Actions of Council Resolutions to 31 March 2015
- Review of Council Policies – March / April 2015
- Record of Assemblies of Councillors
- Record of Meetings of Section 86 Committees of Council received in the past month

By reporting on a monthly basis, Council can effectively manage any risks that may arise. The Business Management System will also incorporate Council's corporate goals and objectives.

#### **RECOMMENDATION**

**That the report be noted.**

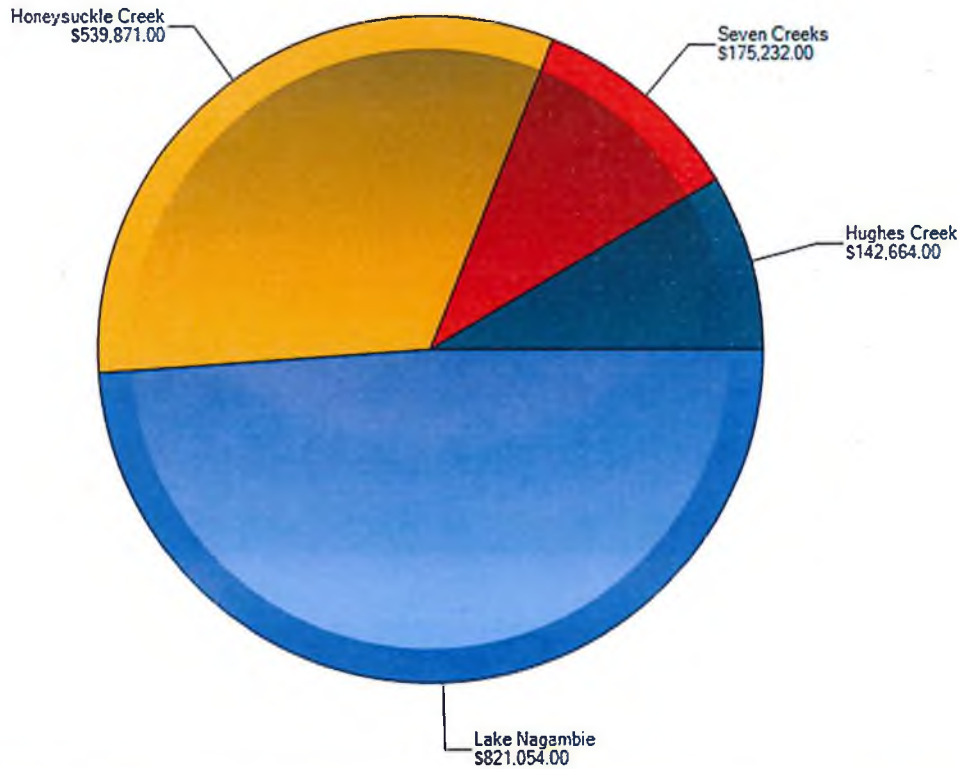
*72/15 CRS WEATHERALD/LITTLE : That the Recommendation be adopted.*

**CARRIED**

## BUILDING APPROVALS APRIL 2015

The value of Building approvals within the Shire of Strathbogie for the month of March totalled \$1,678,821.

Expenditure involved largely works in the domestic sector with the majority of permits issued for dwellings and domestic sheds. The new Library development for Violet Town was approved this month. A total 17 permits have been issued for March.



Permit Number	Permit Date	Works	Building Use	Town	Cost Of Works	Ward
2015041/0	2/03/2015	Construction of	Dwelling & Carport and Verandah	Marraveeney	\$187,380.00	Honeysuckle Creek
2015043/0	2/03/2015	Construction of	Farm Shed	Upotipotpon	\$9,218.00	Honeysuckle Creek
2015044/0	5/03/2015	Construction of	Library	Violet Town	\$337,000.00	Honeysuckle Creek
2015050/0	24/03/2015	Construction of	Shed	Violet Town	\$6,273.00	Honeysuckle Creek
2015049/0	10/03/2015	Construction of	Conservatory	Avenel	\$132,400.00	Hughes Creek
2015054/0	26/03/2015	Construction of	Shed	Avenel	\$10,264.00	Hughes Creek
2015042/0	3/03/2015	Construction of	Dwelling & Garage	Nagambie	\$254,270.00	Lake Nagambie
2015045/0	12/03/2015	Construction of	Carport	Nagambie	\$4,000.00	Lake Nagambie
2015046/0	9/03/2015	Extension to	Dwelling & Part Demolition	Nagambie	\$15,000.00	Lake Nagambie
2015048/0	16/03/2015	Construction of	Farm Shed	Mangalore	\$74,247.00	Lake Nagambie
2015051/0	23/03/2015	Construction of	Dwelling	Nagambie	\$382,537.00	Lake Nagambie
2015052/0	20/03/2015	Construction of	Farm Shed	Molka	\$71,500.00	Lake Nagambie
2015058/0	20/03/2015	Construction of	Farm Shed	Wahring	\$19,500.00	Lake Nagambie
2015047/0	11/03/2015	Extension to	Dwelling	Euroa	\$44,880.00	Seven Creeks
2015053/0	26/03/2015	Construction of	Shed & Carport	Euroa	\$10,728.00	Seven Creeks
2015055/0	24/03/2015	Construction of	Dwelling & Carport	Euroa	\$107,800.00	Seven Creeks
2015056/0	23/03/2015	Construction of	Garage	Euroa	\$11,824.00	Seven Creeks



**CONFIRM CUSTOMER ENQUIRY FLOW  
- REPORT FOR MARCH 2015**

**Confirm Customer Enquiry Flow**


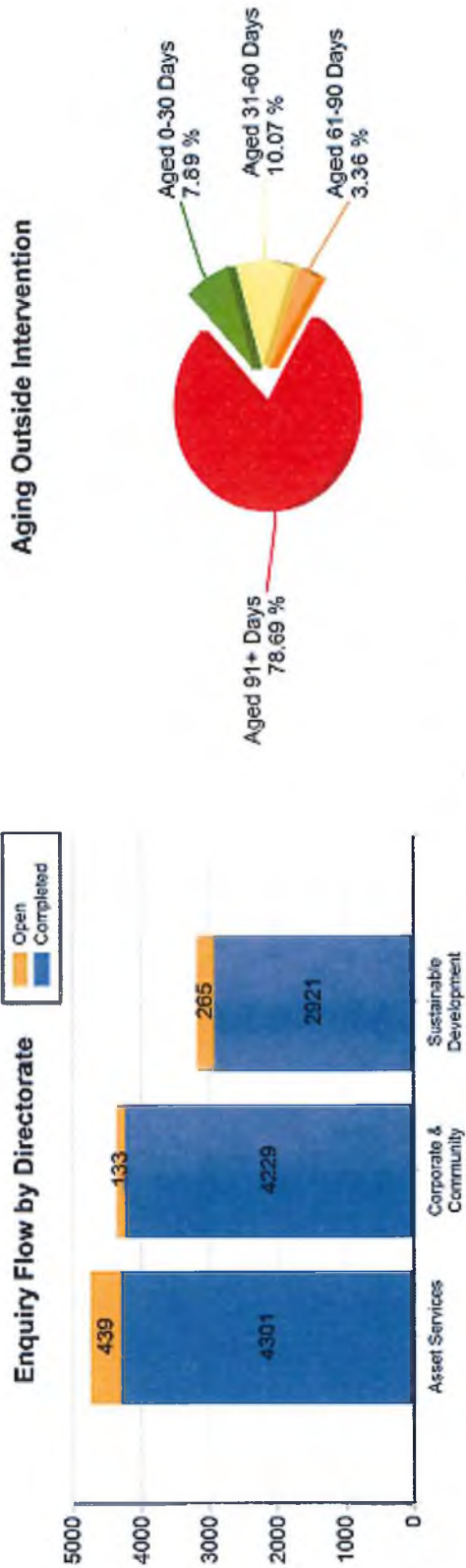
March 2015



Service Type	Total		March 2015			2014-2015			Aging Outside Intervention					
	Logged	Open	Logged	Open	Closed	Logged	Open	Closed	0-30	31-60	61-90	91+	Total	
Corporate & Community	950	21	8	4	50.00%	183	12	93.44%	1	3	2	6	12	
Council Property	772	52	9	5	44.44%	129	34	73.64%	10	6	3	26	45	
Economic Growth	2,520	259	0	0	NA	47	4	91.49%	0	0	0	211	211	
Engineering	206	14	2	2	0.00%	21	4	80.95%	0	0	0	2	2	
Footpaths	112	18	5	1	80.00%	30	8	73.33%	1	3	1	10	15	
Parks	166	14	7	3	57.14%	43	9	79.07%	1	0	1	9	11	
Roads	2,837	207	66	25	62.12%	678	118	82.60%	18	24	3	93	138	
Statutory Services	3,402	112	56	10	82.14%	626	48	92.33%	5	1	4	49	59	
Trees	717	136	17	15	11.76%	170	87	48.82%	11	23	6	62	102	
Waste Management	582	4	1	1	0.00%	36	2	94.44%	0	0	0	1	1	
	<b>12,264</b>	<b>837</b>	<b>171</b>	<b>66</b>	<b>61.40%</b>	<b>1,963</b>	<b>326</b>	<b>83.39%</b>	<b>47</b>	<b>60</b>	<b>20</b>	<b>469</b>	<b>596</b>	
Corporate & Community General Home Modifications	Council Property Council Control Public Art Public Lighting Signs	Economic Growth Events Planning Sub Divisions	Footpaths Furniture Road/Street/footpaths	Parks Park/Reserve Playground State Forest/National Park	Roads Bridges Drainage Emergency Call Out Neighbourhood Roads Traffic Lights	Statutory Services Building Animals - Domestic Animals - Other Environment Protection Environmental Health Fire Grants Incident Infringement Review Local Laws Marine Safety Private Prop & Rural Roadside	Waste Management Waste Mgmt & Recycling	Trees						

1/04/2015 6:00:06 AM

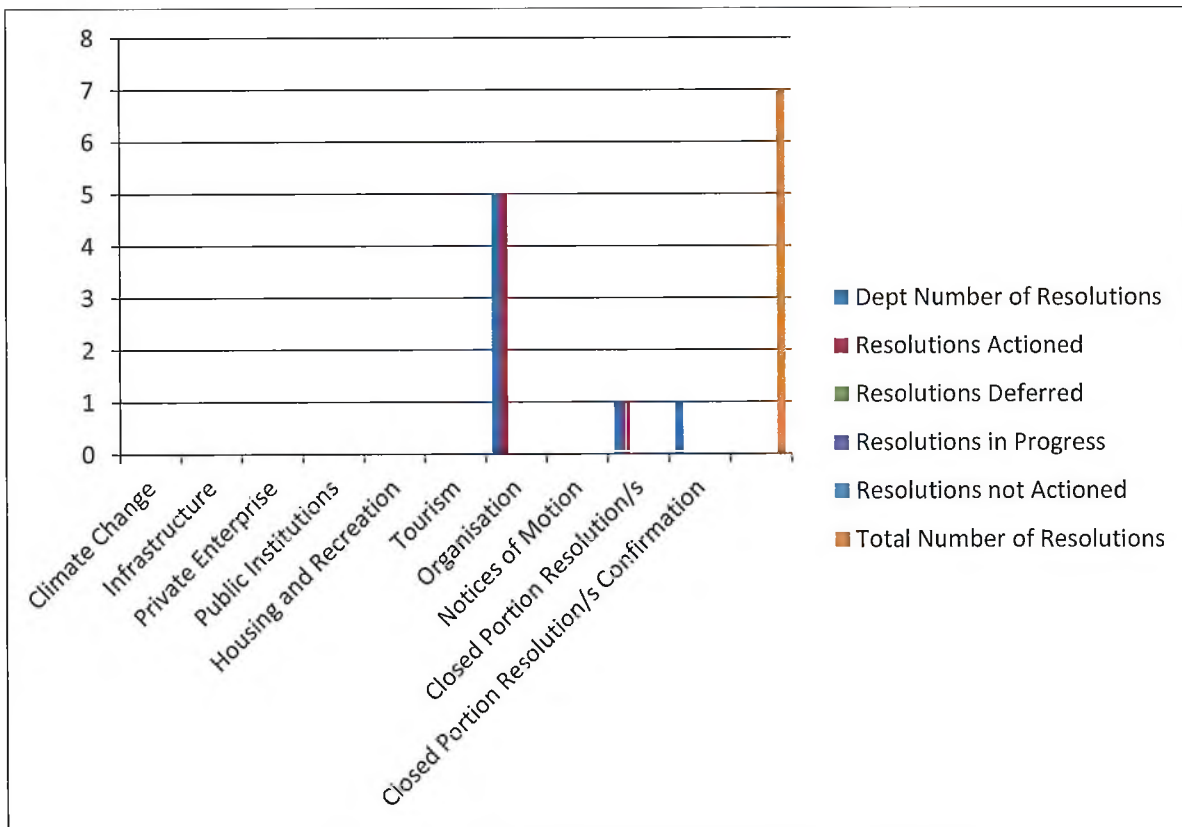
Confirm Customer Enquiry Flow - March 2015



1/04/2015 6:00:05 AM

Confirm Customer Enquiry Flow - March 2015

**ACTIONING OF COUNCIL RESOLUTIONS**  
**COUNCIL MEETING – MARCH 2015**



*af*

**OUTSTANDING ACTIONS OF COUNCIL RESOLUTIONS TO  
31 MARCH 2015**

*This Report is to advise the Senior Management Team, Councillors and the community of the status of previous Council resolutions which are in progress but are yet to be finalised.*

<b>Council Meeting Date</b>	<b>Item No. Description &amp; Recommendation</b>	<b>Action to Date</b>
<i>There are no report resolutions with outstanding actions yet to be finalised</i>		

**REVIEW OF EXISTING COUNCIL POLICIES  
AND ADOPTION OF NEW POLICIES**

<b>Period of Review</b>	<b>Policy Name</b>	<b>Policy Number</b>	<b>Outcome</b>
<i>There were no new Policies prepared or Policy reviews in the March / April period</i>			



**RECORDS OF ASSEMBLIES OF COUNCILLORS**

**For period 5 to 31 March 2015**

Record in accordance with sections 77 and 80A(1) of the *Local Government Act 1989*

*Note: Details of matters discussed at the meeting that have been designated confidential under section 77 of the Local Government Act 1989 are described in a separate "confidential addendum" that will be reported to the next closed Council meeting]*

**Name of Meeting:** Councillors Forum

**Date of Meeting:** Tuesday 10 March 2015

**Time:** 9.30 a.m. – 5.30 p.m.

**Attendees:**

Councillors

Debra Swan  
Colleen Furlanetto  
Malcolm Little  
Alister Purbrick  
Patrick Storer  
Robin Weatherald  
Graeme Williams

Officer/s

Chief Executive Officer  
Director, Asset Services  
Director, Corporate and Community  
Director, Sustainable Development

Apologies

Nil

Matters discussed:

Declarations of Interest

1. Trees within Rural Government Road Reserves – Workshop
2. Budget Discussions
3. Planning Agenda Review
4. Assembly of Councillors
  - 4.1 Mayor & Chief Executive Officer Meetings Update / Other
  - 4.2 Councillors Meetings Attendances
  - 4.3 Items requested by Councillors for the following months' workshop
  - 4.4 MAV Fundamentals Workshop – Building and Planning Workshop / request for interest in attending workshop proposed by Moira Shire Council
  - 4.5 Proposed Parallel Car Parking outside Avenel Hall, Queen Street, Avenel
  - 4.6 Nagambie Action Group – Request for Council assistance with maintenance of Pelican Sculpture and installation of Doggy Containers / Poles
  - 4.7 Nagambie Action Group – Objectives for 2015 / request for Council assistance with projects
  - 4.8 Government House – request for comments in relation to nomination for an award within the Order of Australia

- 4.9 Strathbogie Voices – Questions to be raised at community meetings in Euroa and Nagambie
  - 4.10 Attendance at Regional Victoria Living Expo – 1-3 May 2015
  - 4.11 Project Delay
  - 4.12 Greater Valleys Infrastructure Summit
  - 4.13 Community Bus
5. Planning Committee Meeting

Declaration of Interest/s / Direct or Indirect

Matter No.	Names of Councillor/s who disclosed interest	Did the Councillor/s leave the meeting?
4.8	Cr Furlanetto	Yes

## Record of Assembly of Councillors

Record in accordance with sections 77 and 80A(1) of the *Local Government Act 1989*

*Note: Details of matters discussed at the meeting that have been designated confidential under section 77 of the Local Government Act 1989 are described in a separate "confidential addendum" that will be reported to the next closed Council meeting]*

**Name of Meeting:** Councillors Forum

**Date of Meeting:** Tuesday 17 March 2015

**Time:** 1.30 p.m. – 6.45 p.m.

### **Attendees:**

#### Councillors

Debra Swan  
Colleen Furlanetto  
Malcolm Little  
Alister Purbrick  
Patrick Storer  
Robin Weatherald  
Graeme Williams

#### Officer/s

Chief Executive Officer  
Director, Asset Services (attended meetings at 3.30 p.m.)  
Director, Sustainable Development (left meetings at 5.30 p.m.)

#### Apologies

Director, Corporate and Community

### Matters discussed:

#### Declarations of Interest

1. 'Just Get Active Program' Launch (Euroa Primary School)
2. Equine Study – briefing / presentation by consultant and Manager, Sustainable Development
3. Agenda Review
4. Councillors Confidential Discussions
5. Assembly of Councillors
  - 5.1 Mayor & Chief Executive Officer Meetings Update / Other
  - 5.2 Councillors Meetings Attendances
  - 5.3 Items requested by Councillors for the following months' workshop
  - 5.4 Nagambie Lions Club – request Council assistance to establish permanent site for catering and fundraising at Nagambie
  - 5.5 Capping Council Rates
6. Council Meeting

## Record of Assembly of Councillors

Record in accordance with sections 77 and 80A(1) of the *Local Government Act 1989*

*Note: Details of matters discussed at the meeting that have been designated confidential under section 77 of the Local Government Act 1989 are described in a separate "confidential addendum" that will be reported to the next closed Council meeting]*

**Name of Meeting:** Councillors Forum

**Date of Meeting:** Tuesday 24 March 2015

**Time:** 10.30 a.m. – 5.00 p.m. (7.00 p.m. for attendees for Item 6)

### **Attendees:**

#### Councillors

Debra Swan

Colleen Furlanetto

Malcolm Little

Alister Purbrick

Robin Weatherald

Graeme Williams

#### Officer/s

Chief Executive Officer

Director, Asset Services

Director, Corporate and Community

Director, Sustainable Development

#### Apologies

Councillor Patrick Storer

### Matters discussed:

#### Declarations of Interest

1. Councillors Confidential Discussions
2. Councillors and Chief Executive Officer Confidential Discussions
3. Planning Matters – process for monthly Planning Matters Updates
4. Budget / Rating Strategy / Council Plan / Strategic Resource Plan / Long Term Financial Plan
5. Assembly of Councillors
  - 5.1 Mayor & Chief Executive Officer Meetings Update / Other
  - 5.2 Councillors Meetings Attendances
  - 5.3 Items requested by Councillors for the following months' workshop
  - 5.4 Euroa Community Action Group – Binney Street Streetscape
  - 5.5 Strathbogie Neighbourhood Safer Place (NSP) - Potential for Site Change
  - 5.6 Mitchellstown Road Bridge – Informal Boat Ramp
  - 5.7 Cr Weatherald  
Planning Permit Application Process
  - 5.8 MAV Councillor Fundamentals Workshop – Planning and Building
  - 5.9 Cr Furlanetto  
Local Government and Sustainability Forum
6. Meeting with Nagambie Lakes Tourism and Commerce (*Mayor, CEO, DAS*)

## Record of Assembly of Councillors

Record in accordance with sections 77 and 80A(1) of the *Local Government Act 1989*

*Note: Details of matters discussed at the meeting that have been designated confidential under section 77 of the Local Government Act 1989 are described in a separate "confidential addendum" that will be reported to the next closed Council meeting]*

**Name of Meeting:** Councillors Forum

**Date of Meeting:** Tuesday 31 March 2015

**Time:** 12.45 p.m. – 5.30 p.m. (6.45 p.m. to 9.15 p.m. for attendees for Item 7)

### **Attendees:**

#### Councillors

Debra Swan  
Colleen Furlanetto  
Malcolm Little  
Alister Purbrick (arrived at 1.25 p.m.)  
Patrick Storer  
Robin Weatherald  
Graeme Williams

#### Officer/s

Chief Executive Officer  
Director, Corporate and Community  
Director, Sustainable Development  
Acting Director, Asset Services

#### Apologies

Director, Asset Services

### Matters discussed:

#### Declarations of Interest

1. Update on Waste Contracts and Waste Collection Services
2. Longwood Community Centre and Recreation Reserve Master Plan
3. Assembly of Councillors
  - 3.1 Mayor & Chief Executive Officer Meetings Update / Other
  - 3.2 Councillors Meetings Attendances
  - 3.3 Items requested by Councillors for the following months' workshop
  - 3.4 Euroa Community Action Group
  - 3.5 Goulburn Valley Regional Library
  - 3.6 2015 Strathbogie Shire Business Awards
  - 3.7 Assembly of Councillors – next Tuesday 7 April 2015 at 3.00 p.m.
  - 3.7 Euroa Girls Guides Meeting
  - 3.8 Canoe Polo Oceania Championships
  - 3.9 Cr Weatherald  
Waste Management / Compost
4. Special Council Meeting Agenda Review
5. Presentation by Goulburn River Valley Tourism Executive Officer
6. Special Council meeting – Preparation of draft Budget / Council Plan / Strategic Resource Plan / Long Term Financial Plan for public exhibition
7. Roadshow and Community Forum with Strathbogie Voices Group - Euroa

of

**Record of Meetings of Section 86 Committees of Council**

**Minutes of Meetings received in the March / April 2015 Period**

<b>Name of Committee</b>	<b>Date of Meeting</b>
Euroa Community Action Group	23/02/15
Euroa Third Age Club	28/11/14 15/12/14
Moglonemby Hall Committee	23/09/04 09/03/15
Avenel Action Group	12/04/15

*df*

**10. NOTICES OF MOTION**

**11. URGENT BUSINESS**

***CRS. WILLIAMS/WEATHERALD -***

**That the Organisation reports, as listed below, be considered as Urgent Business –**

11.7 Organisation

- 11.7.1 Municipal Association of Victoria State Council Meeting 15 May 2015  
- Nomination of Substitute Representative

Late Urgent Business

Organisation

- 11.7.2 Federal Assistance Grants (FAG's)

73/15

***ON BEING PUT, THE MOTION WAS CARRIED***

<b>11.</b>	<b>URGENT BUSINESS</b>	
<b>11.7</b>	<b>Organisation Reports Index</b>	
11.7.1	Municipal Association of Victoria State Council Meeting 15 May 2015 - Nomination of Substitute Representative	44





## **11. URGENT BUSINESS REPORTS**

### **11.7 ORGANISATION**

#### **11.7.1 Municipal Association of Victoria State Council Meeting 15 May 2015 - Nomination of Substitute Representative**

##### **Author & Department**

Chief Executive Officer / Executive Services Directorate

##### **Disclosure of Conflicts of Interest in relation to advice provided in this report**

The author of this report and officers/contractors providing advice in relation to this report do not have a direct or indirect interest, as provided in accordance with the Local Government Act 1989

##### **Summary**

Due to the absence of the Mayor and Deputy Mayo, Council is required to nominate a substitute Councillor to represent the Council at the 15 May 2015 Municipal Association of Victoria (MAV) State Council Meeting of all Councils in Victoria. It is essential that Council is represented at this meeting as it will have two Resolutions put to the meeting.

##### **RECOMMENDATION**

**That Council nominates Councillor Malcolm Little to be the substitute representative of this Council at the MAV State Council Meeting on the 15 May 2015.**

*74/15 CRS WILLIAMS/PURBRICK : That the Recommendation be adopted.*

**CARRIED**

##### **Background**

The Mayor, as the MAV delegate, and Deputy Mayor, as the normal substitute, are unable to attend the 15 May 2015 MAV State Council Meeting due to prior commitments. As such, Council is required to nominate a substitute Councillor to attend on its behalf. Therefore a formal Council report with resolution of Council is required as per the attached nomination form.

The MAV holds two State Council Meetings each year, in May and October where all Councils in Victoria have an opportunity to submit Resolutions to be considered by all present and authorised to vote. At these meetings updates are provide by the MAV on industry issues and the programs conducted by the MAV. The October Meeting is an Annual Meeting where the Annual Report, Financial Report, Chairs and CEO Reports are submitted for endorsement.

##### **Alternative Options**

The options available to Council are to appoint a different Councillor to attend the meeting or have no Councillor appointed. As Council have Resolutions at the meeting to be moved it is essential Council has a representative at this meeting.

11.7.1 Municipal Association of Victoria State Council Meeting 15 May 2015  
- Nomination of Substitute Representative (cont.)

**Risk Management**

The author of this report considers that there are no significant Risk Management factors relating to the report and recommendation.

**Strategic Links – policy implications and relevance to Council Plan**

The author of this report considers that the report is consistent with Council Policies, key strategic documents and the Council Plan.

**Best Value / National Competition Policy (NCP / Competition and Consumer Act 2010 (CCA) implications**

The author of this report considers that the report is consistent with Best Value, National Competition Policy and Competition and Consumer Act requirements.

**Financial / Budgetary Implications**

The author of this report considers that the recommendation has no capital or recurrent budget considerations, apart from those described elsewhere in this report.

**Economic Implications**

The author of this report considers that the recommendation has no significant economic implications for Council or the broader community, apart from those mentioned in the background of this report.

**Environmental / Amenity Implications**

The author of this report considers that the recommendation has no significant environmental or amenity implications for Council or the broader community.

**Community Implications**

The author of this report considers that the recommendation has no significant community or social implications for Council or the broader community.

**Victorian Charter of Human Rights and Responsibilities Act 2006**

The author of this report considers that the recommendation does not limit any human rights under the Victorian Charter of Human Rights and Responsibilities Act 2006.

**Legal / Statutory Implications**

The author of this report considers that the recommendation has no legal or statutory implications which require the consideration of Council at this stage.

**Consultation**

The author of this report considers that the matter under consideration did not warrant a community consultation process.

**Attachments**

Municipal Association of Victoria 'Nomination of Substitute Form'.



# FORM

## Nomination of Substitute Form

The Chief Executive Officer  
Municipal Association of Victoria  
Level 12, 60 Collins Street  
MELBOURNE VIC 3000

Dear Sir

**State Council Annual Meeting 15 May 2015**

At the meeting of the \_\_\_\_\_  
*(insert name of council)*

on \_\_\_\_\_  
*(insert date)*

Cr \_\_\_\_\_ was appointed as the substitute  
representative to the Association for the State Council Annual Meeting to be held on 15  
May 2015.

Chief Executive Officer  
*(insert name of council)*  
Dated:

Please return completed form to:  
Jaclyn Felton | Legal and Governance Support Officer  
Email: [jfelton@mav.asn.au](mailto:jfelton@mav.asn.au) | Phone: 03 9667 5628

A handwritten signature in black ink, located in the bottom right corner of the page.

<b>11.</b>	<b>LATE URGENT BUSINESS</b>	
<b>11.7</b>	<b>Organisation Reports Index</b>	
11.7.2	Federal Assistance Grants (FAG's)	47

*cd*

## 11. LATE URGENT BUSINESS REPORTS

### 11.7 ORGANISATION

#### 11.7.2 Federal Assistance Grants (FAG's)

##### **Author & Department**

Chief Executive Officer / Executive Services Directorate

##### **Disclosure of Conflicts of Interest in relation to advice provided in this report**

The author of this report and officers/contractors providing advice in relation to this report do not have a direct or indirect interest, as provided in accordance with the Local Government Act 1989

##### **Summary**

The Australian Local Government Association (ALGA), in its 2015 Federal Budget submission, has called for Federal Assistance Grants (FAG's) indexation to be restored immediately and for the Federal Government to consider the adequacy of the quantum of FAGs and the indexation methodology in the future.

ALGA and the state local government associations are seeking the support of Council for advocacy to have the Federal Government reverse the decision to freeze the indexation of the FAG's

It is estimated to cost Councils across Australia an estimated **\$925m by 2017-18**, in particular it will cost this Council an **estimated \$933,000 by 2017-18**.

It is also calculated to cost Council, through the loss of the State Government's Country Roads and Bridges Program plus other funding sources together with the FAG's indexation, an **estimated \$6.81m by 2017-18**. This does not take into account the implementation of the State Government's Rate Capping requirements from 2016-17.

While the FAGs are paid through each State's Local Government Grants Commission, the funding originates with the Commonwealth and it is important it is recognised as such. ALGA is asking every Council in Australia to pass a resolution acknowledging the importance of the Commonwealth's Financial Assistance Grants in assisting Councils to provide important community infrastructure. They are also asking Councils to acknowledge the receipt of Financial Assistance Grants from the Commonwealth in media releases and Council publications, including the Annual Report.

Falling levels of Financial Assistance Grants threaten the provision of important services in all local communities. The financial sustainability of local government is of utmost importance for Council.

## 11.7.2 Federal Assistance Grants (FAG's)

### **RECOMMENDATION**

#### **That the Council:**

- 1. Acknowledge the importance of federal funding through the Financial Assistance Grants program for the continued delivery of Council's services and infrastructure;**
- 2. Acknowledges that the Council will receive in total FAG's grants approx. \$4.970m in 2014 - 15; and**
- 3. Will ensure that this federal funding, and other funding provided by the Federal Government under relevant grant programs, is appropriately identified as Commonwealth grant funding in Council publications, including annual reports.**

*75/15 CRS PURBRICK/WEATHERALD : That the Recommendation be adopted.*

**CARRIED**

### **Background**

FAGs are a vital part of the revenue base of all Councils, and this year Councils will receive \$2.3 billion from the Australian Government under this important program. The Government's decision in the 2014 Federal Budget to freeze the indexation of FAGs for three years beginning in 2014-15 will unfortunately cost Councils across Australia an estimated \$925 million by 2017-18.

ALGA and the State local government associations are seeking the support of Council for advocacy to have the Federal Government reverse the decision to freeze the indexation of FAGs. While the FAGs are paid through each State's Local Government Grants Commission, the funding originates with the Commonwealth and it is important it is recognised as such. This Council, and every other Council in Australia, have been asked to pass a resolution acknowledging the importance of the Commonwealth's Financial Assistance Grants in assisting Council to provide important community infrastructure.

Council is also being asked to acknowledge the receipt of Financial Assistance Grants from the Commonwealth in media releases and Council publications, including our Annual Report and to highlight to the media a Council project costing a similar size to the FAGs received by Council so that the importance and impact of the grants can be more broadly appreciated.

### **Alternative Options**

The author and other officers providing advice in relation to this report have considered potential alternative courses of action. No feasible alternatives have been identified.

## 11.7.2 Federal Assistance Grants (FAG's)

### **Risk Management**

The author of this report considers that there are no significant Risk Management factors relating to the report and recommendation.

### **Strategic Links – policy implications and relevance to Council Plan**

The author of this report considers that the report is consistent with Council Policies, key strategic documents and the Council Plan.

### **Best Value / National Competition Policy (NCP / Competition and Consumer Act 2010 (CCA) implications**

The author of this report considers that the report is consistent with Best Value, National Competition Policy and Competition and Consumer Act requirements.

### **Financial / Budgetary Implications**

The author of this report considers that the recommendation will have an impact on capital and / or recurrent budget considerations if indexation is returned.

### **Economic Implications**

The author of this report considers that the recommendation will assist Councils long term sustainability should indexation of the FAG's be returned.

### **Environmental / Amenity Implications**

The author of this report considers that the recommendation has no significant environmental or amenity implications for Council or the broader community.

### **Community Implications**

The author of this report considers that the recommendation has no significant community or social implications for Council or the broader community.

### **Victorian Charter of Human Rights and Responsibilities Act 2006**

The author of this report considers that the recommendation does not limit any human rights under the Victorian Charter of Human Rights and Responsibilities Act 2006.

### **Legal / Statutory Implications**

The author of this report considers that the recommendation has no legal or statutory implications which require the consideration of Council at this stage.

### **Consultation**

The author of this report considers that the matter under consideration did not warrant a community consultation process.

### **Attachments**

Nil.

## 12. CLOSURE OF MEETING TO THE PUBLIC

**6.46 p.m.**

**CRS WILLIAMS/LITTLE –**

That Council, in conformance with Section 89(2) of the Local Government Act 1989, resolve to close the meeting to members of the public for the purpose of considering items relating to:-

- **Ground(s) under section 89(2):**

**89(2)(a): Personnel Matters**

C.P. 1 Record of Assemblies of Councillors – Confidential Addendum

**89(s)(d): Contractual Matters**

C.P. 2 Contract No. 14/15-23 – Evaluation Report  
- Creighton's Creek Road Bridge No. 9 – Structural Concrete Overlay

76/15

**ON BEING PUT, THE MOTION WAS CARRIED**

**6.54 P.M.**

**CRS LITTLE/WEATHERALD -**

That Council open the meeting to members of the public and resume normal business.

79/15

**ON BEING PUT THE MOTION WAS CARRIED**

## 13. CONFIRMATION OF 'CLOSED PORTION' DECISION/S

***Closed Portion Decision/s -***

**C.P. 1 Record of Assemblies of Councillors – Confidential Addendum**

### **RECOMMENDATION**

- 1. That the 'Record of Assembly of Councillors – Confidential Addendum' listing matters discussed (Item 4) at an Assembly of Councillors held on Tuesday 17 March 2015 be noted.**
- 2. That the 'Record of Assembly of Councillors – Confidential Addendum' listing matters discussed (Items 1 and 2) at an Assembly of Councillors held on Tuesday 24 March 2015 be noted.**

**77/15 CRS LITTLE/WILLIAMS : That the Recommendation be adopted.**

**CARRIED**



13. CONFIRMATION OF 'CLOSED PORTION' DECISION/S (cont.)

**C.P. 2 Contract No. 14/15-23 – Evaluation Report**  
**- Creighton's Creek Road Bridge No. 9 – Structural Concrete Overlay**

**RECOMMENDATION**

1. That the tender received from Focus Engineering and Construction Pty Ltd of 631 Cemetery Road, Corowa NSW for Contract 14-15-23 – Creighton's Creek Rd Bridge No.9 – Structural Concrete Overlay, for the amount of \$83,839.00, excluding GST, be accepted by Council; and
2. That the unsuccessful tenderers be advised; and
3. That Council endorse the signing and sealing of the contract documents once received; and
4. That the Chief Executive Officer be authorised to approve the variation for guardrail replacement up to a value not exceeding the budget.

78/15 **CRS WILLIAMS/LITTLE** : *That the Recommendation be adopted.*

**CARRIED**

**RECOMMENDATION**

**CRS LITTLE/PURBRICK -**

That the decision/s of Council's 'Closed Portion' considerations be confirmed.

80/15

**ON BEING PUT, THE MOTION WAS CARRIED**

**THERE BEING NO FURTHER BUSINESS, THE MEETING CLOSED AT 6.56 P.M.**

Confirmed as being a true and accurate reflection of the Meeting

.....  
  
Acting Chair

..... 19/5/15  
Date