



STRATHBOGRIE SHIRE COUNCIL

Notice is hereby given that the Ordinary Meeting of the Strathbogrie Shire Council will be held on Tuesday 21 April 2015, commencing at 6.00 p.m. at the Euroa Community Conference Centre

Councillors:

| | |
|-----------------------------------|----------------------|
| Colleen Furlanetto (Acting Chair) | (Seven Creeks Ward) |
| Malcolm Little | (Hughes Creek Ward) |
| Alister Purbrick | (Lake Nagambie Ward) |
| Robin Weatherald | (Mount Wombat Ward) |
| Graeme (Mick) Williams | (Seven Creeks Ward) |

Officers:

Steve Crawcour - Chief Executive Officer
Roy Hetherington - Director, Asset Services
David Woodhams - Director, Corporate and Community
Phil Howard - Director, Sustainable Development

BUSINESS

1. Welcome
2. Acknowledgement of Traditional Land Owners
'I acknowledge the Traditional Owners of the land on which we are meeting. I pay my respects to their Elders, past and present, and the more recent custodians of the land'
3. Apologies

| | |
|---------------------------|--------------------------|
| Councillor Debra Swan | (Lake Nagambie Ward) |
| Councillor Patrick Storer | (Honeysuckle Creek Ward) |
4. Confirmation of Minutes of the Ordinary Meeting of Council held on Tuesday 17 March 2015 and Special Meeting of Council held on Tuesday 31 March 2015
5. Disclosure of Interests
6. Petitions
7. Reports of Mayor and Councillors and Delegates
8. Public Question Time

9. Reports of Council Officers
 - 9.1 Climate Change
 - 9.2 Infrastructure
 - 9.3 Private Enterprise
 - 9.4 Public Institutions
 - 9.5 Housing and Recreation
 - 9.6 Tourism
 - 9.7 Organisation
10. Notices of Motion
11. Urgent Business
12. Closure of Meeting to the Public to consider matters listed for consideration in accordance with Section 89(2) of the Local Government Act 1989
13. Confirmation of 'Closed Portion' Decision/s



Steve Crawcour
CHIEF EXECUTIVE OFFICER

14 April 2015

NEXT MEETING

The next Ordinary Meeting of the Strathbogie Shire Council is scheduled to be held on Tuesday 19 May 2015, commencing at 6.00 p.m. at the Euroa Community Conference Centre.

REPORTS INDEX

| | | Page No. |
|------------|--|----------|
| 9. | REPORTS | |
| 9.1 | Climate Change | |
| 9.2 | Infrastructure | |
| 9.3 | Private Enterprise | |
| 9.4 | Public Institutions | |
| 9.5 | Housing and Recreation | |
| 9.6 | Tourism | |
| 9.7 | Organisation | |
| 9.7.1 | Draft Inclusive Communities Plan 2015-2018 | 1 |
| 9.7.2 | Strathbogie Shire Council Audit Committee - Draft Minutes of the Meeting held on Friday 20 March 2015 | 7 |
| 9.7.3 | Financial Report - March 2015 | 15 |
| 9.7.4 | Documents for Signing and Sealing | 30 |
| 9.7.5 | Business Management System | 31 |
| 10. | NOTICES OF MOTION | 43 |
| 11. | URGENT BUSINESS | 43 |
| 12. | CLOSURE OF MEETING TO THE PUBLIC | 43 |
| 13. | CONFIRMATION OF 'CLOSED PORTION' DECISION/S | 43 |

| | | |
|------------|--|----|
| 9.7 | Organisation Reports Index | |
| | | |
| 9.7.1 | Draft Inclusive Communities Plan 2015-2018 | 1 |
| 9.7.2 | Strathbogie Shire Council Audit Committee - Draft Minutes of the Meeting held on Friday 20 March 2015 | 7 |
| 9.7.3 | Financial Report - March 2015 | 15 |
| 9.7.4 | Documents for Signing and Sealing | 30 |
| 9.7.5 | Business Management System | 31 |

9. REPORTS

9.7 ORGANISATION

9.7.1 Draft Inclusive Communities Plan 2015-2018

Author

Community Development Officer-Access and Inclusion / Community Development Department

Disclosure of Conflicts of Interest in relation to advice provided in this report:

The author of this report and officers/contractors providing advice in relation to this report do not have a direct or indirect interest, as provided in accordance with the Local Government Act 1989.

Summary

The National Disability Insurance Scheme (NDIS) has established a new framework around which local government is able to restate and deepen its commitment to access and inclusion principles. Strathbogie Shire Council is serious about removing barriers and increasing universal access for all persons living in and visiting our region.

Within this context, Council's *Inclusive Communities Plan 2015-2018* outlines strategies for consolidating, developing and implementing changes that will assist people with disabilities, their carers and families.

The actions in the plan aim to:

- Support people with a disability to achieve the outcomes they want;
- Safeguard the rights of people with a disability, their family and carers;
- Improve staff awareness and application of universal access principles
- Support compliance with legislative requirements.

Our aim is to build a stronger, healthier community where all people feel safe, connected and welcome. The draft *Inclusive Communities Plan 2015-2018*, is influenced by a number of international, national and state policies, including the following key documents:

National Disability Strategy 2010 – 2020

National Disability Insurance Scheme Act, 2013

United Nation's International Covenant on the Rights of Persons with Disabilities

National Disability Discrimination Act 1992 (DDA)

Victorian Charter of Human Rights and Responsibilities Act 2006

Victorian Disability Act 2006

The Victorian State Disability Plan 2013 - 16

A Fairer Victoria 2005

The current draft plan outlines both short and long-term strategies for facilitating greater access and inclusion in our communities. Its objectives sit under the umbrella of Council's *Healthy Communities Plan 2013-17* and contribute directly to 'Goal 1: community wellbeing' in the current *Strathbogie Shire Council Plan*.

9.7.1 Draft Inclusive Communities Plan 2015-2018 (cont.)

Like the *Healthy Communities Plan*, the *Inclusive Communities Plan 2015-2018* is arranged under key headings:

- What the Strathbogie Shire community looks like
- Disability and barriers to inclusion in the Shire
- How we can plan for better access and inclusion
- What Council has achieved in the past four years
- What Council is going to do in the next four years
- How Council is going to monitor the performance of this plan.

A copy of the draft Strathbogie Shire Council Inclusive Communities Plan 2015-2018 is tabled for information and identification purposes.

The Inclusive Communities Plan 2014-2018 was submitted to Council for adoption in a report dated March 2015. An administrative error occurred and the report that was submitted was not correct. As a consequence, and taking into account the timeframes remaining for a proper consultation to be completed, the Plan has been updated to reflect the 4 years period 2015-2018; has been renamed Inclusive Communities Plan 2015-2018; and the correct report is now provided to Council for consideration.

RECOMMENDATION

- 1. That Council rescind the Draft 2015 Review of the Strathbogie Shire Council Inclusive Communities Plan 2014-2018, adopted by Council on Tuesday 17 March 2015.**
- 2. That Council endorses the draft *Inclusive Communities Plan 2015-2018*.**
- 3.. That Council authorises the giving of public notice to invite submissions under Section 223 of the Local Government Act 1989 to be heard by Council at a Special Council Meeting. Submissions in writing will close at 5.00 p.m. on Friday 29 May 2015.**
- 4. That Council receive / hear submissions to the Draft Inclusive Communities Plan 2015-2018 at a Special Meeting of Council to be held on Tuesday 16 June 2015, commencing at 5.00 p.m. at the Euroa Community Conference Centre.**
- 4. That Council proceeds with the adoption of the *Inclusive Communities Plan 2015-2018* at the Ordinary Meeting of Council to be held on Tuesday 21 July 2015, commencing at 6.00 p.m. at the Euroa Community Conference Centre.**

9.7.1 Draft Inclusive Communities Plan 2015-2018 (cont.)

Background

The *Inclusive Communities Plan 2015-2018* aims to facilitate better access and inclusion for everyone across the Strathbogie Shire. It will seek to achieve this goal through strategic planning, policy making and thoughtful community partnerships.

Why do we need an *Inclusive Communities Plan*?

- Accessible, inclusive communities are a central focus for local government
- The Plan is an essential component of municipal strategic planning
- The Plan draws upon a state wide framework
- The Plan responds to the health and wellbeing needs of our local community
- The Plan informs other plans and policies

What are the aims of the *Inclusive Communities Plan*?

- To improve access and inclusion in the Shire of Strathbogie
- To contribute to good health and create wellbeing
- To acknowledge and respond to those who are most disadvantaged
- To pursue the goal of 'universal access'

What is Council's role in delivering an *Inclusive Communities Plan*?

- To collect municipal information and data
- To provide leadership and advocacy
- To build community capacity within the Shire
- To plan and provide a range of programs to improve access and inclusion
- To partner with key stakeholders

What can Council do?

Through the *Plan*, identify a range of actions to improve the access and inclusion, focusing on several key areas:

- ✓ Spaces and places for all
- ✓ Neighbourhoods for all
- ✓ Lifestyle choices for all
- ✓ Services and supports for all
- ✓ Economies for all

What has Council done so far?

- ✓ Identified key stakeholders
- ✓ Collected key demographic information about the Shire of Strathbogie
- ✓ Re-established an Access and Disability Advisory Committee
- ✓ Ensured the reviewed *Inclusive Communities Plan 2015-2018* compares well with other council plans, internally and in the region

The *Inclusive Communities Plan 2015-2018* is designed in an easy to read format, to be made available to residents, service providers, government departments and other stakeholders. It will be reported on annually and reviewed twelve months prior to its expiry date, via consultation with key community stakeholders.

9.7.1 Draft Inclusive Communities Plan 2015-2018 (cont.)

Alternative Options

The author and other officers providing advice in relation to this report have considered potential alternative courses of action. No feasible alternatives have been identified.

Risk Management

The author of this report considers that there are no significant Risk Management factors relating to the report and recommendation.

Strategic Links – policy implications and relevance to Council Plan

The author of this report considers that the report is consistent with Council Policies, key strategic documents and the Council Plan. The document sits under the *Healthy Communities Plan 2013-2017* and links to a range of other Council Plans including the *Municipal Emergency Management Plan*, *Strategic Resources Plan*, *Community Engagement Strategy*, *Youth Strategy*, *Healthy Children and Families Plan*, *Heatwave Management Plan* and *Hume Strategy for Sustainable Communities*.

Best Value / National Competition Policy (NCP / Competition and Consumer Act 2010 (CCA) implications

The author of this report considers that the report is consistent with Best Value, National Competition Policy and Trade Practices Act requirements.

Financial / Budgetary Implications

The author of this report considers that the recommendation has no capital budget considerations, although it is recommended that external grants be sought where possible to finance upgrades to Council owned facilities and services that do not meet current access standards. Some minor costs will be associated with the annual review, including administration costs associated with stakeholder meetings and data collection. These will be limited to no more than \$500 per annum for the life-cycle of the document.

Economic Implications

The author of this report recommends that Council include current and future accessibility improvements and initiative (as outlined in the *Plan*) as budget priorities in order to meet legislative requirements and remain on par with national inclusion standards.

Environmental / Amenity Implications

The author of this report considers that the recommendation will have some amenity / environmental implications on all areas of Council business as each department continues to review and improve the access/inclusion status of its practices.

Community Implications

It is intended that the broad community/social implications of the report and recommendation will be positive as the goal of universal access is of benefit to all community members.

Victorian Charter of Human Rights and Responsibilities Act 2006

This report does not limit any human rights under the Victorian Charter of Human Rights and Responsibilities Act 2006.

9.7.1 Draft Inclusive Communities Plan 2015-2018 (cont.)

Legal / Statutory Implications

The Plan responds to the *Disability Discrimination Act* and, as such, should be considered in the light of 'risk assessment' in these terms.

Consultation

The author of this report considers that the matter under consideration warranted a community consultation process. This process included development meetings over several months with the Access and Disability Advisory Committee, two internal Council presentations, one-to-one consultation with key internal departments and canvassing specific feedback on the draft document from the Strathbogie Health and Community Services Consortium and University of the 3rd Age. Further feedback will be sought via public exhibition.

Attachments

Nil.

**9.7.2 Strathbogie Shire Council Audit Committee
- Draft Minutes of the Meeting held on Friday 20 March 2015**

Author / Department

Director, Corporate and Community / Corporate and Community Directorate

Disclosure of Conflicts of Interest in relation to advice provided in this report

The author of this report and officers/contractors providing advice in relation to this report do not have a direct or indirect interest, as provided in accordance with the Local Government Act 1989.

Summary

Attached are draft unconfirmed Minutes of the Audit Committee meeting held on Friday 20 March 2015.

RECOMMENDATION

- 1. That the draft Minutes of the Audit Committee meeting held on Friday 20 March 2015 be received.**
- 2. That Recommendations from the Audit Committee be approved.**

Background

The Strathbogie Shire Council Audit Committee is a Committee appointed by Council and pursuant to Section 139 of the Local Government Act 1989.

The primary objective of the Audit Committee is to assist Council in the effective conduct of its responsibilities for financial reporting, management of risk, good corporate governance, maintaining a reliable system of internal controls and facilitating the organisation's ethical development.

Alternative Options

The author and other officers providing advice in relation to this report have considered potential alternative courses of action. No feasible alternatives have been identified.

Risk Management

The author of this report considers that there are no significant Risk Management factors relating to the report and recommendation.

Strategic Links – policy implications and relevance to Council Plan

The author of this report considers that the report is consistent with Council Policies, key strategic documents and the Council Plan.

9.7.2 Strathbogie Shire Council Audit Committee
- Draft Minutes of the Meeting held on Friday 20 March 2015 (cont.)

Best Value / National Competition Policy (NCP / Competition and Consumer Act 2010 (CCA) implications

The author of this report considers that the report is consistent with Best Value, National Competition Policy and Competition and Consumer Act requirements.

Financial / Budgetary Implications

The author of this report considers that the recommendation has no capital or recurrent budget considerations.

Economic Implications

The author of this report considers that the recommendation has no significant economic implications for Council or the broader community.

Environmental / Amenity Implications

The author of this report considers that the recommendation has no significant environmental or amenity implications for Council or the broader community.

Community Implications

The author of this report considers that the recommendation has no significant community or social implications for Council or the broader community.

Victorian Charter of Human Rights and Responsibilities Act 2006

The author of this report considers that the recommendation does not limit any human rights under the Victorian Charter of Human Rights and Responsibilities Act 2006.

Legal / Statutory Implications

The author of this report considers that the recommendation has no legal or statutory implications which require the consideration of Council.

Consultation

The author of this report considers that the matter under consideration did not warrant a community consultation process.

Attachments

Draft Minutes of the Strathbogie Shire Council Audit Committee meeting held on Friday 20 March 2015.



STRATHBOGIE SHIRE COUNCIL

**MINUTES OF THE STRATHBOGIE SHIRE COUNCIL AUDIT COMMITTEE HELD ON
FRIDAY 20 MARCH 2015 COMMENCING AT 9.30 A.M. AT THE EUROA COMMUNITY
CONFERENCE CENTRE**

| | | | |
|---------------------------|----------------------|---|---|
| Committee Members: | Mr John McInnes | - | Chair |
| | Mr John McCracken | - | Community Representative |
| | Cr Robin Weatherald | - | Council Representative (Substitute) |
| Officers: | Mr Phil Howard | - | Deputy Chief Executive Officer |
| | | - | Director, Sustainable Development |
| | Mr Roy Hetherington | - | Director, Asset Services |
| | Ms Cathy Fitzpatrick | - | Manager, Finance |
| | Ms Inga Dumesny | - | Human Resources Advisor (left meeting At 9.40 a.m.) |
| Internal Auditors: | Brad Ead | - | AFS & Associates |
| External Auditors: | Tim Loughnan | - | Director, Financial Audit – Local Government Victorian Auditor-General's Office |
| | Ivy Ly | - | Audit Senior, Financial Audit Victorian Auditor-General's Officer |

1. Welcome
2. Acknowledgement of Traditional Land Owners

'In keeping with the spirit of Reconciliation, we acknowledge the traditional custodians of the land on which we are meeting today. We recognise indigenous people, their elders past and present.'

3. Apologies

| | | | |
|--|--------------------|---|-----------------------------------|
| | Ms Claire Taranto | - | Community Representative |
| | Cr Graeme Williams | - | Council Representative |
| | Mr Steve Crawcour | - | Chief Executive Officer |
| | Mr David Woodhams | - | Director, Corporate and Community |

4. Disclosure of Interests
5. Confirmation of Minutes

Confirmation of the Minutes of the Audit Committee meeting held on Friday 19 December 2014.

07/15 JOHN McCracken/ROBIN WEATHERALD (conditional) : That the Minutes of the Audit Committee meeting held on Friday 19 December 2014 be confirmed.

CARRIED

Actions / Updates on Items from meeting held on 19 December 2014

It was noted that the Recommendation for Item 6.4 is a 'work in progress', and the Recommendation for Item 6.5 is being actioned by the Manager, Community Relations. The Manager, Finance gave a verbal update on actions from the Recommendation for Item 7.0.

6. Business
7. Management Letter – Actions Update
8. Items Raised by Committee Members
9. Next Meeting

INDEX

| | | Page No. |
|-----------|---|----------|
| 6. | Business | |
| | | |
| 6.1 | Internal Audit Reports - 2015-01: Strategic Planning - 2015-02: Human Resources | 1 |
| 6.2 | Victorian Auditor-General's Office (VAGO) Reports to Parliament | 1 |
| 6.3 | Digital Dashboard Performance Audit | 2 |
| 6.4 | Victorian Auditor-General's Office (VAGO) Management Letter 2015 | 2 |
| 6.5 | Local Government Performance Reporting Framework | 3 |
| 6.6 | Key Strategic Indicators | 3 |
| | | |
| 7. | Management Letter – Actions Update | 3 |
| | | |
| 8. | Items Raised by Committee Members | 4 |
| | | |
| 9. | Next Meeting | 4 |

6. **BUSINESS**

6.1 **Internal Audit Reports**
- 2014-07: Human Resources
- 2015-01: Strategic Planning

For the information of Audit Committee members, copies of reports prepared by Council's Internal Auditors, AFS & Associates, were distributed prior to the meeting for perusal.

RECOMMENDATION

That the two reports –

- 2014-07: Human Resources
- 2015-01: Strategic Planning

be noted.

08/15 JOHN McCracken/ROBIN WEATHERALD : That the Recommendation be adopted, and that a progress report be provided to the next meeting.

CARRIED

6.2 **Victorian Auditor-General's Office (VAGO) Reports to Parliament**

For the information of Audit Committee members, excerpts from two audits presented 26 February 2015 to the Victorian Parliament were distributed prior to the meeting for perusal.

RECOMMENDATION

That the excerpts from the two reports –

- Effectiveness of Support for Local Government
- Local Government: Results of 2013-14 Audits

be noted.

09/15 ROBIN WEATHERALD/JOHN McCracken : That the Recommendation be adopted.

CARRIED

6.3 Digital Dashboard Performance Audit

The audit was conducted by VAGO. It requested information on Council's overall ICT spend and information on Council's relevant ICT projects / initiatives.

Council took part in the survey. As Council didn't spend more than \$100,000 (threshold), a detailed response was not required. Council has not been named in the report.

RECOMMENDATION

That the report be noted.

10/15 ROBIN WEATHERALD/JOHN McCracken : That the Recommendation be adopted, and that the matter be listed for the next meeting.

CARRIED

6.4 Victorian Auditor-General's Office (VAGO) Audit Strategy for Year ending 30 June 2015

VAGO's Audit Strategy for the year ending 30 June 2015 brings to Council's attention matters arising from the interim phase of the final audit report.

The document was provided to Audit Committee members for their information.

RECOMMENDATION

That the draft VAGO Audit Strategy, year ending 30 June 2015, be noted.

11/15 JOHN McCracken/ROBIN WEATHERALD : That the Recommendation be adopted.

CARRIED

6.5 Local Government Performance Reporting Framework

Audit Committee members requested this to be a standard report item in each Audit Committee Agenda.

Initial training on a report framework has been initiated by Strathbogie Shire Council and CT Management. Training was conducted 11 March 2015.

A verbal report was presented to the meeting.

RECOMMENDATION

That the Audit Committee note progress on the Local Government Performance Reporting Framework for 2014-15.

12/15 ROBIN WEATHERALD/JOHN McCracken : That the Recommendation be adopted.

CARRIED

6.6 Key Strategic Indicators

Audit Committee members were provided with details of February 2015 outstanding Confirm Enquiries and Job Intervention Analysis, and Excess Annual Leave reports for their information.

RECOMMENDATION

That the report be noted.

13/15 JOHN McCracken/ROBIN WEATHERALD : That the Recommendation be adopted.

CARRIED

7. MANAGEMENT LETTER – ACTIONS UPDATE

An A3 printed update was distributed at the meeting.

8. ITEMS RAISED BY COMMITTEE MEMBERS

John McInnes

- Rate capping – the Committee discussed issues

John McInnes

- Draft Budget to Committee members when released

Robin Weatherald

- Euroa Saleyards – pumping alarm issue
- Investment risk

The Director, Asset Services responded to the Committee –

→ There is a master plan that will address this issue into the future and the issue is currently being managed appropriately

Robin Weatherald was satisfied with the response

John McCracken

- Advised that his term expires in May 2015.
- He is prepared to stay on the Committee until a replacement Community Representative is appointed by Council, if in a reasonable time.

9. NEXT MEETING

- Friday 26 June 2015
- Friday 25 September 2015

THERE BEING NO FURTHER BUSINESS, THE MEETING CLOSED AT 11.20 A.M.

Confirmed as being a true and accurate record of the Meeting

Chair

Date

9.7.3 Financial Report – March 2015

Author / Department

Director, Corporate and Community / Corporate and Community Directorate

Disclosure of Interest

No officers providing advice in relation to this report have a direct or indirect interest, as provided in accordance with the Local Government Act 1989.

Summary

Appended to the Agenda is a copy of Council's Financial Report for the period ending 31 March 2015.

The report contains the Standard Income Statement, Balance Sheet, Cash Flow Statement /Schedule of Investments and Statement of Capital Works.

The operating surplus for the nine month period ending 31 March 2015 was \$7,264,495. The variance to budget is detailed in the Financial Overview.

As at 31 March 2015, total capital works was \$4,126,588. This is under budget by \$331,384.

RECOMMENDATION

That the Financial Report for the nine months ended 31 March 2015 be noted.

Background

Council considers and notes quarterly Financial Reports in accordance with the Local Government Act 1989 (Act). Under Section 137 and 138 of the Act, Council must establish and maintain a budgeting and reporting framework that is consistent with the principles of sound financial management. This report satisfies those requirements.

Alternative Options

Officers providing advice in relation to this report have considered potential alternative courses of action. No feasible alternatives have been identified as the report is consistent with the Local Government Act 1989 obligations.

Risk Management

Regular Financial Reporting in accordance with the Local Government Act 1989 support Council's focus on Risk Management.

Strategic Links – Policy implications and relevance to Council Plan

The report is consistent with Council Policies, key strategic documents and the Council Plan.

9.7.3 Financial Report – March 2015 (cont.)

Best Value / National Competition Policy (NCP) / Competition and Consumers Act 2010 (CCA) implications

The report is consistent with Best Value, National Competition Policy and Competition and Consumers Act 2010 requirements.

Financial / Budgetary Implications

The attached report, in conjunction with the detailed briefing to Council, considers all Financial and Budgetary implications for the Financial Year ending 30 June 2015.

Economic Implications

The attached report, in conjunction with the detailed briefing to Council, considers all Economic implications for the Financial Year ending 30 June 2015.

Environmental / Amenity Implications

The recommendation in this report has no significant environmental or amenity implications for Council or the broader community.

Community Implications

This report has no significant community or social implications for the Council or the broader community.

Victorian Charter of Human Rights and Responsibilities Act 1006

This report does not limit any human rights under the Victorian Charter of Human Rights and Responsibilities Act 1006.

Legal / Statutory Implications

Consideration and adoption of quarterly financial reports as per the Local Government Act 1989 ensures Council complies with its Legal and Statutory obligations.

Consultation

The author of this report considers that the matter under consideration did not warrant a community consultation process.

Attachments

March 2015 Financial Report

FINANCIAL OVERVIEW – NINE MONTHS ENDED 31 MARCH 2015

The Financial Overview to 31 March 2015 identifies total revenue \$25,939,357 with expenditure \$18,674,862 resulting in a surplus to date of \$ 7,264,495. The YTD March variation of budget to actual is \$(482,373). This is made up of a number of variances that are outlined below.

Capital works current YTD budget to 31 March 2015 \$ \$4,457,972, achieved expenditure \$4,126,588 resulting in a variation to the budget of \$331,384. Most variations are due to timing issues. Items included in the budgeted operating accounts that are charged to the capital works program total \$107,639 and covers salary and plant items.

In 2014/15 some major projects are being delivered through operating expenditure the details for each will be included for information:

| <u>Project</u> - Details | <u>Project Budget</u> <u>Variance</u> | <u>YTD Budget</u> | <u>YTD</u> | <u>Actual</u> |
|---|--|-------------------|------------|---------------|
| Nagambie Main Street (\$51,033) | \$830,000 | \$264,732 | \$213,699 | |
| Euroa Conference & Function Centre \$65,031 additional works undertaken covered by matching income community contributions | \$390,000 | \$390,000 | \$465,727 | |

Other Comments on significant projects in budget:

Violet Town Landfill Cap and Closure YTD \$10,973 (this will be funded from provision in Balance Sheet at year end).

Income Statement (Fav) / Unfav. Variance for 31 March 2015

Income

| | | |
|---|-----------------|--|
| <u>Rates</u> | <u>(41,382)</u> | Some supplementary valuations have been finalised however valuation objections are still pending. Rates Arrears March 2015 1,107K (13/14 1,058K) Fire services Property levy raised \$1.4 million as part of rate 2014/15 (13/14 \$1.6million) The FSPL cents in the dollar reduced in 14/15 (funds required to be held in Trust in Balance Sheet - 13/14 uncollected \$80k) |
| <u>Statutory Fees & Fines</u> | <u>1,197</u> | Small timing variance for statutory fees |
| <u>User Fees</u> | <u>19,625</u> | Timing variances in delivery of HACC programs and offset by increased road opening permits. |
| <u>Contributions</u> | <u>(73,682)</u> | Favourable payments towards new infrastructure assets. Matched by increased expenditure- Euroa Conference & Function Centre Lease |
| <u>Grants – Operating Recurrent</u> | <u>16,750</u> | Timing variance for grants |
| <u>Grants - Operating Non-recurrent</u> | <u>(67,000)</u> | Creighton's Creek Fire recovery grant 62k and Tobacco Compliance Education 5k. |

| | | |
|---|-----------------|---|
| <u>Other Revenue includes</u> <u>Interest on Investments</u> | <u>(84,732)</u> | Various accounts with timing difference on reimbursements and rates interest charges. |
|---|-----------------|---|

Expense

| | | |
|-----------------|------------------|---|
| <u>Employee</u> | <u>(125,729)</u> | 71k charged to capital program, balance reduce expenditure on HACC program (matching reduced revenue) |
|-----------------|------------------|---|

| | | |
|--------------------------------|------------------|---|
| <u>Contracts and Materials</u> | <u>(196,476)</u> | Operating items charged to the capital works program total \$36k and cover plant items that would otherwise have been charged as contract and materials. Timing variance on delivery of program |
|--------------------------------|------------------|---|

| | | |
|---------------------|---------------|---|
| <u>Depreciation</u> | <u>79,876</u> | Revaluation of assets at 30/6/2014 resulted in higher depreciation than budgeted. timing variance |
|---------------------|---------------|---|

The April 2015 Financial Overview report will include a reviewed forecast to 30 June 2015. This will identify items to be carried forward to 2015/16 as part of the Capital Works Program. 2014/15 Capital Works Projects currently now identified to be carried forward are:

| <u>Project</u> | <u>Carried forward Budget</u> |
|-------------------------------------|-------------------------------|
| Pranjip Road Bridge | 247,000 |
| Kelly's Bridge Creighton's Creek Rd | 119,000 |

STRATHBOGRIE SHIRE COUNCIL

Profit and Loss Statement 2014/2015

for 9 months ending 31 March 2015

| | Current Budget Total 14/15 | YTD Budget | YTD Actual | Variance to MYR YTD Budget |
|----------------------------------|----------------------------------|-------------------|-------------------|-------------------------------|
| REVENUE | | | | |
| Rates and Charges | 16,171,000 | 16,138,773 | 16,180,155 | (41,382) |
| Statutory Fees & Fines | 270,100 | 190,763 | 189,566 | 1,197 |
| User Fees | 1,103,100 | 840,942 | 821,317 | 19,625 |
| Contributions | 58,500 | 58,500 | 132,182 | (73,682) |
| Grants - Operating Recurrent | 6,366,958 | 4,851,510 | 4,834,940 | 16,570 |
| Grants - Operating Non-recurrent | 1,629,350 | 360,500 | 427,500 | (67,000) |
| Grants - Capital Recurrent | 2,487,215 | 1,870,000 | 1,870,886 | (886) |
| Grants - Capital Non-recurrent | 806,090 | 718,111 | 718,111 | - |
| Other Revenue | 596,000 | 679,968 | 633,031 | 46,937 |
| Net Gain/Loss on Disposal Assets | (283,000) | | (96,790) | 96,790 |
| Proceeds from sale of assets | | | 228,459 | (228,459) |
| Operating Revenue Total | 29,205,313 | 25,709,067 | 25,939,357 | (230,290) |
| EXPENDITURE | | | | |
| Employee | 10,073,983 | 6,868,141 | 6,742,412 | (125,729) |
| Contracts, Materials & Services | 11,944,400 | 8,384,182 | 8,187,706 | (196,476) |
| Bad and doubtful debts | 5,000 | | 12 | 12 |
| Depreciation | 4,735,700 | 3,415,856 | 3,495,732 | 79,876 |
| Finance | 160,500 | 118,789 | 114,518 | (4,271) |
| Other Expenses | 193,300 | 139,977 | 134,482 | (5,495) |
| WDV Infrastructure Renewed | 547,000 | | | - |
| | 27,659,883 | 18,926,945 | 18,674,862 | (252,083) |
| Surplus/Deficit | 1,545,430 | 6,782,122 | 7,264,495 | (482,373) |

STRATHBOGIE SHIRE COUNCIL

Balance Sheet 2014/2015

| | Current Budget Total 14/15 | YTD Actual Mar 2015 |
|---|-------------------------------|------------------------|
| | \$ | \$ |
| <u>Current Assets</u> | | |
| Cash and cash equivalents | 6,690,750 | 10,329,656 |
| Trade and other receivables | 1,457,817 | 5,119,306 |
| Other Assets | 123,985 | 1,447 |
| Inventories | 9,907 | 7,575 |
| Non-current assets for resale | 0 | 0 |
| Total Current Assets | 8,282,459 | 15,457,984 |
| <u>Non-Current Assets</u> | | |
| Financial assets | 2,032 | 2,032 |
| Investments in associates | 223,650 | 223,649 |
| Property, plant and equipment, infrastructure | 239,725,826 | 233,977,864 |
| Total Non-Current Assets | 239,951,508 | 234,203,545 |
| Total Assets | 248,233,967 | 249,661,529 |
| <u>Current Liabilities</u> | | |
| Trade and other payables | 2,464,425 | 660,307 |
| Trust funds and deposits | 480,214 | 471,971 |
| Fire Services Property Levy Provisions | 0 | 481,488 |
| Interest bearing loans and borrowings | 3,106,783 | 3,116,869 |
| | 158,000 | 153,057 |
| Total Current Liabilities | 6,209,422 | 4,883,692 |
| <u>Non-Current Liabilities</u> | | |
| Trust funds and deposits | 67,980 | 67,980 |
| Provisions | 597,297 | 393,471 |
| Interest bearing loans and borrowings | 1,963,621 | 2,119,739 |
| Total Non-Current Liabilities | 2,628,898 | 2,581,190 |
| Total Liabilities | 8,838,320 | 7,464,882 |
| Net Assets | 239,395,647 | 242,196,647 |
| <u>Equity</u> | | |
| Accumulated Surplus | 75,968,092 | 74,744,596 |
| Reserves | 163,427,555 | 167,452,051 |
| Total Equity | 239,395,647 | 242,196,647 |

STRATHBOGIE SHIRE COUNCIL

| Cash Flow Statement for 9 Months ended March 2015 | Current Budget | |
|--|---|--|
| | Total 14/15 Inflows (Outflows) | Mar-15 Inflows (Outflows) |
| Cash flows from operating activities | | |
| Rates and charges | 16,171,000 | 12,651,492 |
| Statutory fees and fines | 270,100 | 189,566 |
| User fees | 1,103,100 | 1,058,079 |
| Contributions | 58,500 | 132,182 |
| Grants | 11,289,613 | 7,851,437 |
| Interest | 200,000 | 217,810 |
| Other receipts | 396,000 | 318,432 |
| Net GST refund/overpayment | 0 | 1,186,121 |
| Payments to suppliers | (11,944,400) | (11,791,732) |
| Payments to employees (including redundancies) | (10,404,943) | (6,742,412) |
| Other payments | (193,300) | (134,494) |
| Total cash outflows from operating activities | 6,945,670 | 4,936,481 |
| Cash flows from investing activities | | |
| Payments for property, plant and equipment, infrastructure | (9,190,015) | (3,504,194) |
| Payments for landfill rehabilitation | 0 | - |
| Proceeds sales of property, plant and equip, infrastructure | 567,000 | 228,459 |
| Net cash used in investing activities | (8,623,015) | (3,275,735) |
| Cash flows from financing activities | | |
| Finance costs | (160,500) | (114,518) |
| Trust funds and deposits | 0 | 103,657 |
| Proceeds from interest bearing loans and borrowings | 0 | - |
| Repayment of interest bearing loans and borrowings | (625,836) | (474,660) |
| Net cash provided by (used in) financing activities | (786,336) | (485,521) |
| Net cash provided by (used in) financing activities | | |
| Net increase (decrease) in cash and cash equivalents | (2,463,681) | 1,175,225 |
| Cash and cash equivalents brought forward | 9,154,431 | 9,154,431 |
| Cash and cash equivalents at end of year/month | 6,690,750 | 10,329,656 |

Strathbogie Shire Council 2014/2015

Account Details - Investments

End of Month March 2015 Balance Sheet Reports

| Investments | % | | YTD Actual |
|--------------------|-------------|------------------|-----------------------|
| | Hold | Actual | |
| Split by Bank | | | |
| ANZ | 24% | 2,000,000 | |
| CBA | 23% | 1,900,000 | |
| GMCU | 29% | 2,400,000 | |
| NAB | 23% | 1,900,000 | |
| | 100% | 8,200,000 | |

**Strathbogie Shire Council
Capital Account Type
Directorate Details
For Period March 2015**

| Directorate | Current Budget Total 14/15 | YTD Budget | YTD Actual | YTD Variance |
|-----------------------------------|-------------------------------|---------------------|---------------------|-------------------|
| Land | 810,500 | 535,500 | 563,309 | -27,809 |
| Buildings - Municipal Properties | 2,158,000 | 966,917 | 955,232 | 11,685 |
| Furniture and Equipment | 190,000 | 89,775 | 94,639 | -4,864 |
| Plant & Machinery | 815,000 | 465,653 | 410,149 | 55,504 |
| Bridge Construction | 717,000 | 219,000 | 227,175 | -8,175 |
| Underground Drainage | 483,000 | 37,935 | 38,369 | -435 |
| Waste Management | 0 | 0 | 10,973 | -10,973 |
| Footpaths | 105,000 | 2,296 | 2,296 | 0 |
| Roads | 3,831,515 | 2,137,746 | 1,701,146 | 436,600 |
| Kerb & Channel | 80,000 | 3,150 | 3,150 | 0 |
| CAPEXP adjustments since adoption | 0 | 0 | 20,240 | -20,240 |
| Open Space | 0 | 0 | 99,910 | -99,910 |
| Grand Total | \$ 9,190,015 | \$ 4,457,972 | \$ 4,126,588 | \$ 331,384 |

| | | | | |
|-----------------------|---------------------|---------------------|---------------------|-------------------|
| Asset Renewal | 7,045,515 | 3,736,909 | 3,245,817 | 490,992 |
| Asset Upgrade | 1,001,000 | 530,902 | 676,269 | -145,367 |
| Asset New | 243,500 | 190,261 | 204,502 | -14,241 |
| Report Total : | \$ 9,190,015 | \$ 4,457,972 | \$ 4,126,588 | \$ 331,384 |

| Budgeted items from Operational | |
|---------------------------------|-------------------|
| Plant | 36,038 |
| Salaries | 71,601 |
| Total Capital | \$ 107,639 |

**Strathbogie Shire Council
Account Management Report
for year to March 2015 (actuals as at 09 April 15 - 75% of year)**

| | Original Budget | Current Budget | YTD Budget | YTD Actual | YTD On Order | YTD Total Committed | YTD Variance | Rev. Bud. Variance | % Rev Bud |
|---|--------------------|------------------|------------------|------------------|------------------|---------------------|-------------------|--------------------|------------|
| Capital Land | | | | | | | | | |
| 22001 | \$19,000 | \$19,000 | \$9,105 | \$9,105 | \$0 | \$9,105 | -\$105 | \$9,895 | 48% |
| 22006 | \$604,000 | \$0 | \$0 | \$0 | \$0 | \$0 | \$0 | \$0 | 0% |
| 22013 | \$100,000 | \$0 | \$2,942 | \$2,942 | \$0 | \$2,942 | -\$2,942 | -\$2,942 | 0% |
| 22015 | \$10,000 | \$10,000 | \$11,621 | \$11,621 | \$0 | \$11,621 | -\$1,621 | -\$1,621 | 116% |
| 22016 | \$0 | \$171,500 | \$173,328 | \$173,328 | \$0 | \$173,328 | -\$1,828 | -\$1,828 | 101% |
| 22017 | \$200,000 | \$285,000 | \$288,257 | \$288,257 | \$0 | \$288,257 | -\$1,357 | -\$1,357 | 100% |
| 22018 | \$20,000 | \$20,000 | \$20,000 | \$20,000 | \$0 | \$20,000 | \$0 | \$0 | 100% |
| 22019 | \$180,000 | \$180,000 | \$4,035 | \$4,035 | \$153,259 | \$157,894 | -\$157,894 | \$2,108 | 88% |
| 22020 | \$70,000 | \$70,000 | \$0 | \$0 | \$0 | \$0 | \$0 | \$0 | 0% |
| 22021 | \$40,000 | \$40,000 | \$55,520 | \$55,520 | \$0 | \$55,520 | -\$15,520 | -\$15,520 | 140% |
| 22022 | \$15,000 | \$15,000 | \$0 | \$0 | \$0 | \$0 | \$0 | \$15,000 | 0% |
| Total Land | \$1,158,000 | \$810,500 | \$663,009 | \$663,009 | \$153,859 | \$717,168 | -\$181,668 | \$247,191 | 88% |
| Buildings - Municipal Properties | | | | | | | | | |
| 20036 | \$0 | \$53,000 | \$3,761 | \$11,658 | \$83,598 | \$95,465 | -\$85,705 | -\$42,466 | 180% |
| 20038 | \$455,000 | \$455,000 | \$455,286 | \$455,286 | \$3,320 | \$459,586 | -\$4,566 | -\$4,566 | 101% |
| 20040 | \$0 | \$0 | \$0 | \$0 | \$0 | \$0 | \$0 | \$300 | 0% |
| 20045 | \$0 | \$0 | \$3,025 | \$3,025 | \$0 | \$3,025 | -\$1,025 | -\$1,025 | 0% |
| 20047 | \$0 | \$0 | \$375 | \$375 | \$0 | \$375 | -\$375 | -\$375 | 0% |
| 20053 | \$0 | \$0 | \$499 | \$499 | \$0 | \$499 | -\$488 | -\$488 | 0% |
| 20058 | \$10,000 | \$10,000 | \$10,515 | \$10,515 | \$4,134 | \$14,649 | -\$6,349 | -\$4,649 | 145% |
| 20062 | \$39,000 | \$39,000 | \$1,050 | \$1,050 | \$0 | \$1,050 | -\$850 | \$37,950 | 3% |
| 20082 | \$20,000 | \$20,000 | \$2,273 | \$2,273 | \$0 | \$2,273 | \$17,727 | \$17,727 | 11% |
| 20083 | \$16,000 | \$16,000 | \$14,495 | \$14,495 | \$0 | \$14,495 | \$1,504 | \$1,504 | 91% |
| 20084 | \$10,000 | \$10,000 | \$0 | \$0 | \$0 | \$0 | \$0 | \$10,000 | 0% |
| 20085 | \$185,000 | \$185,000 | \$0 | \$0 | \$6,662 | \$8,662 | -\$6,662 | \$178,318 | 4% |
| 20086 | \$30,000 | \$30,000 | \$24,509 | \$24,509 | \$0 | \$24,509 | \$5,491 | \$9,491 | 82% |
| 20087 | \$20,000 | \$20,000 | \$10,180 | \$10,180 | \$0 | \$10,180 | \$9,812 | \$3,812 | 81% |
| 20088 | \$20,000 | \$20,000 | \$46,730 | \$46,730 | \$0 | \$46,730 | -\$6,730 | -\$6,730 | 117% |
| 20089 | \$40,000 | \$40,000 | \$0 | \$0 | \$0 | \$0 | \$0 | \$35,000 | 0% |
| 20090 | \$25,000 | \$25,000 | \$21,910 | \$21,910 | \$0 | \$21,910 | \$3,090 | \$3,090 | 88% |
| 20091 | \$40,000 | \$40,000 | \$0 | \$0 | \$0 | \$0 | \$0 | \$40,000 | 0% |
| 20092 | \$10,000 | \$10,000 | \$396 | \$396 | \$5,127 | \$5,524 | -\$4,524 | \$4,475 | 55% |
| 20093 | \$275,000 | \$275,000 | \$0 | \$0 | \$0 | \$0 | \$0 | \$200,000 | 0% |
| 20094 | \$400,000 | \$400,000 | \$307,500 | \$311,536 | \$955 | \$312,490 | -\$4,550 | \$87,510 | 78% |
| 20095 | \$460,000 | \$460,000 | \$11,323 | \$11,307 | \$3,502 | \$15,323 | -\$3,985 | \$444,691 | 3% |
| 20096 | \$50,000 | \$50,000 | \$0 | \$0 | \$0 | \$0 | \$0 | \$50,000 | 0% |
| 20097 | \$10,000 | \$10,000 | \$7,611 | \$7,611 | \$0 | \$7,611 | \$2,389 | \$2,389 | 76% |
| 20098 | \$60,000 | \$60,000 | \$13,870 | \$13,870 | \$3,020 | \$16,890 | -\$4,357 | \$43,110 | 28% |
| 20099 | \$2,158,000 | \$2,158,000 | \$855,232 | \$855,232 | \$110,317 | \$1,065,550 | -\$98,532 | \$1,202,768 | 49% |

**Furniture and Equipment (Inc. Info. Services)
Other Furniture and Equipment**

**Strathbogie Shire Council
Account Management Report
for year to March 2015 (actuals as at 09 April 15 - 75% of year)**

| | Original Budget | Current Budget | YTD Budget | YTD Actual | YTD On Order | YTD Total Committed | YTD Variance | Rev. Bud. Variance | % Rev Bud |
|--|-----------------|----------------|------------|------------|--------------|---------------------|--------------|--------------------|-----------|
| 20046 | \$0 | \$0 | \$0 | \$0 | \$364 | \$364 | -\$364 | -\$364 | 0% |
| 25034 | \$0 | \$0 | \$0 | \$1,886 | \$0 | \$1,886 | -\$1,886 | -\$1,886 | 0% |
| | \$0 | \$0 | \$0 | \$1,886 | \$364 | \$2,250 | -\$2,250 | -\$1,886 | 0% |
| Total Other Furniture and Equipment | | | | | | | | | |
| Information Technology | | | | | | | | | |
| 26012 | \$150,000 | \$160,000 | \$91,110 | \$94,088 | \$5,566 | \$96,654 | -\$8,544 | \$60,348 | 60% |
| | \$40,000 | \$40,000 | \$8,665 | \$8,665 | \$0 | \$8,665 | \$0 | \$31,335 | 27% |
| 26033 | \$190,000 | \$190,000 | \$99,775 | \$92,753 | \$5,566 | \$98,319 | -\$8,544 | \$97,247 | 52% |
| | \$190,000 | \$190,000 | \$99,775 | \$94,639 | \$5,930 | \$100,569 | -\$10,794 | \$95,361 | 51% |
| Total Furniture and Equipment (Inc. Info. Services) | | | | | | | | | |
| Plant & Machinery | | | | | | | | | |
| 28006 | \$620,000 | \$465,000 | \$232,399 | \$178,197 | \$0 | \$178,197 | \$54,202 | \$298,803 | 33% |
| 28007 | \$350,000 | \$350,000 | \$233,264 | \$231,952 | \$0 | \$231,952 | \$1,302 | \$118,048 | 65% |
| | \$970,000 | \$815,000 | \$465,663 | \$410,149 | \$0 | \$410,149 | \$95,604 | \$404,851 | 50% |
| Total Plant & Machinery | | | | | | | | | |
| Bridge Construction | | | | | | | | | |
| 23005 | \$0 | \$0 | \$0 | \$1,125 | \$0 | \$1,125 | -\$1,125 | -\$1,125 | 0% |
| 23007 | \$68,000 | \$68,000 | \$0 | \$0 | \$23,515 | \$23,515 | -\$23,515 | \$54,485 | 27% |
| 23015 | \$0 | \$0 | \$0 | \$6,247 | \$990 | \$7,237 | -\$7,237 | -\$7,237 | 0% |
| 23022 | \$247,000 | \$247,000 | \$0 | \$1,540 | \$0 | \$1,540 | -\$1,540 | \$245,460 | 1% |
| 23023 | \$21,000 | \$21,000 | \$21,000 | \$21,000 | \$0 | \$21,000 | \$0 | \$0 | 100% |
| 23024 | \$119,000 | \$119,000 | \$0 | \$0 | \$0 | \$0 | \$0 | \$119,000 | 0% |
| 23025 | \$122,000 | \$122,000 | \$122,000 | \$122,186 | \$0 | \$122,186 | -\$186 | -\$186 | 100% |
| 23026 | \$103,000 | \$103,000 | \$75,000 | \$75,077 | \$27,815 | \$102,892 | -\$26,892 | \$108 | 100% |
| 23027 | \$12,000 | \$12,000 | \$0 | \$0 | \$0 | \$0 | \$0 | \$12,000 | 0% |
| 23028 | \$5,000 | \$5,000 | \$0 | \$0 | \$0 | \$0 | \$0 | \$5,000 | 0% |
| | \$717,000 | \$717,000 | \$227,175 | \$227,175 | \$52,320 | \$279,495 | -\$60,495 | \$489,625 | 39% |
| Total Bridge Construction | | | | | | | | | |
| Underground Drainage | | | | | | | | | |
| 24005 | \$60,000 | \$165,000 | \$7,000 | \$3,019 | \$163,955 | \$166,974 | -\$159,574 | -\$1,574 | 101% |
| 24007 | \$43,000 | \$42,000 | \$0 | \$0 | \$0 | \$0 | \$0 | \$43,000 | 0% |
| 24008 | \$43,000 | \$43,000 | \$0 | \$0 | \$0 | \$0 | \$0 | \$43,000 | 0% |
| 24014 | \$15,000 | \$15,000 | \$15,000 | \$16,644 | \$0 | \$16,644 | -\$1,644 | -\$1,644 | 111% |
| 24015 | \$33,000 | \$38,000 | \$3 | \$0 | \$36,000 | \$36,000 | -\$36,000 | \$0 | 100% |
| 24016 | \$65,000 | \$65,000 | \$0 | \$0 | \$0 | \$0 | \$0 | \$65,000 | 0% |
| 24017 | \$65,000 | \$0 | \$0 | \$0 | \$0 | \$0 | \$0 | \$0 | 0% |
| 24018 | \$20,000 | \$20,000 | \$0 | \$0 | \$0 | \$0 | \$0 | \$20,000 | 0% |
| 24019 | \$25,000 | \$25,000 | \$10,566 | \$13,027 | \$0 | \$13,027 | -\$2,461 | \$11,973 | 52% |
| 24020 | \$30,000 | \$30,000 | \$2,060 | \$2,060 | \$115 | \$2,175 | -\$175 | \$27,825 | 7% |
| 24021 | \$10,000 | \$10,000 | \$3,369 | \$3,618 | \$0 | \$3,618 | -\$249 | \$6,382 | 36% |
| 24022 | \$31,000 | \$31,000 | \$0 | \$0 | \$31,000 | \$31,000 | -\$31,000 | \$0 | 100% |
| | \$454,000 | \$483,000 | \$37,935 | \$39,369 | \$230,870 | \$269,039 | -\$231,104 | \$444,631 | 56% |
| Total Underground Drainage | | | | | | | | | |
| Waste Management | | | | | | | | | |

**Strathbogie Shire Council
Account Management Report
for year to March 2015 (actuals as at 09 April 15 - 75% of year)**

| | Original Budget | Current Budget | YTD Budget | YTD Actual | YTD On Order | YTD Total Committed | YTD Variance | Rev. Bud. Variance | % Rev Bud |
|--|-----------------|----------------|------------|------------|--------------|---------------------|--------------|--------------------|-----------|
| 27800 Violet Town Landfill Cap and Closure | \$0 | \$0 | \$0 | \$10,973 | \$0 | \$10,973 | -\$10,973 | -\$10,973 | 0% |
| Total Waste Management | \$0 | \$0 | \$0 | \$10,973 | \$0 | \$10,973 | -\$10,973 | -\$10,973 | 0% |
| Footpaths | | | | | | | | | |
| Asphalt Footpath Renewal Program | | | | | | | | | |
| 27011 Asphalt Footpath Renewal Program | \$40,000 | \$40,000 | \$0 | \$0 | \$40,000 | \$40,000 | -\$40,000 | \$0 | 100% |
| Total Asphalt Footpath Renewal Program | \$40,000 | \$40,000 | \$0 | \$0 | \$40,000 | \$40,000 | -\$40,000 | \$0 | 100% |
| Sealed Footpath Renewal Program | | | | | | | | | |
| 27031 Sealed Footpath Renewal Program | \$25,000 | \$25,000 | \$0 | \$0 | \$25,000 | \$25,000 | -\$25,000 | \$0 | 100% |
| Total Sealed Footpath Renewal Program | \$25,000 | \$25,000 | \$0 | \$0 | \$25,000 | \$25,000 | -\$25,000 | \$0 | 100% |
| Isolated Failures Concrete (Various) | | | | | | | | | |
| 27051 Isolated Failures Concrete (Various) | \$30,000 | \$30,000 | \$0 | \$0 | \$0 | \$0 | \$0 | \$30,000 | 0% |
| Total Isolated Failures Concrete (Various) | \$30,000 | \$30,000 | \$0 | \$0 | \$0 | \$0 | \$0 | \$30,000 | 0% |
| Minor Missing Link Sections Footpath | | | | | | | | | |
| 27071 Minor Missing Link Sections Footpath | \$10,000 | \$10,000 | \$2,296 | \$2,296 | \$0 | \$2,296 | \$0 | \$7,704 | 23% |
| Total Minor Missing Link Sections Footpath | \$10,000 | \$10,000 | \$2,296 | \$2,296 | \$0 | \$2,296 | \$0 | \$7,704 | 23% |
| Total Footpaths | \$105,000 | \$105,000 | \$2,296 | \$2,296 | \$65,000 | \$67,296 | -\$65,000 | \$102,704 | 84% |
| Roads | | | | | | | | | |
| Roads and Street Resealing | | | | | | | | | |
| Reseals - Urban | | | | | | | | | |
| 25031 Reseals - Urban | \$0 | \$0 | \$0 | \$66 | \$0 | \$66 | -\$66 | -\$66 | 0% |
| Local Government Infrastructure Program | | | | | | | | | |
| 25031.014 Barwon Street Ch 76 - 406 | \$0 | \$0 | \$0 | \$3,436 | \$0 | \$3,436 | -\$3,436 | -\$3,436 | 0% |
| 25031.0142 Blyndy Lane Ch 532-796 | \$0 | \$0 | \$0 | \$7,458 | \$0 | \$7,458 | -\$7,458 | -\$7,458 | 0% |
| 25031.0143 Bryde Street Ch 0-128 | \$0 | \$0 | \$0 | \$2,402 | \$0 | \$2,402 | -\$2,402 | -\$2,402 | 0% |
| 25031.0144 Cemetery Lane Ch 0-485 | \$0 | \$0 | \$0 | \$73,298 | \$0 | \$73,298 | -\$73,298 | -\$73,298 | 0% |
| 25031.0162 High Street S/R S East Ch 708-898 | \$0 | \$0 | \$0 | \$1,571 | \$0 | \$1,571 | -\$1,571 | -\$1,571 | 0% |
| 25031.0155 Marie Street Ch 122-202 | \$0 | \$0 | \$0 | \$4,501 | \$0 | \$4,501 | -\$4,501 | -\$4,501 | 0% |
| 25031.0156 Myola Crescent Ch 0-297 | \$0 | \$0 | \$0 | \$9,475 | \$0 | \$9,475 | -\$9,475 | -\$9,475 | 0% |
| 25031.0157 Park Street Ch 0-145 | \$0 | \$0 | \$0 | \$3,494 | \$0 | \$3,494 | -\$3,494 | -\$3,494 | 0% |
| 25031.0158 Park Street Ch 390-575 | \$0 | \$0 | \$0 | \$4,587 | \$0 | \$4,587 | -\$4,587 | -\$4,587 | 0% |
| 25031.016 Robinson Street Ch 0-222 | \$0 | \$0 | \$0 | \$6,178 | \$0 | \$6,178 | -\$6,178 | -\$6,178 | 0% |
| 25040.107 Barwon Street Ch 0-76 | \$0 | \$0 | \$0 | \$1,647 | \$0 | \$1,647 | -\$1,647 | -\$1,647 | 0% |
| 25040.108 Barwon Street Ch 406-745 | \$0 | \$0 | \$0 | \$7,868 | \$0 | \$7,868 | -\$7,868 | -\$7,868 | 0% |
| Total Local Government Infrastructure Program | \$0 | \$0 | \$0 | \$73,894 | \$0 | \$73,894 | -\$73,894 | -\$73,894 | 0% |
| Country Roads & Bridges | | | | | | | | | |
| 25050 Anderson Street Ch 1120 - 1310 | \$0 | \$0 | \$0 | \$5,153 | \$0 | \$5,153 | -\$5,153 | -\$5,153 | 0% |
| 25051 Connolly Street Ch 42 - 201 | \$0 | \$0 | \$0 | \$4,740 | \$0 | \$4,740 | -\$4,740 | -\$4,740 | 0% |
| 25052 Ewings Road Ch 268 - 382 | \$0 | \$0 | \$0 | \$3,088 | \$0 | \$3,088 | -\$3,088 | -\$3,088 | 0% |
| 25053 Ewings Road Ch 382 - 432 | \$0 | \$0 | \$0 | \$1,230 | \$0 | \$1,230 | -\$1,230 | -\$1,230 | 0% |
| 25054 Foy Street Ch 228 - 336 | \$0 | \$0 | \$0 | \$9,239 | \$0 | \$9,239 | -\$9,239 | -\$9,239 | 0% |

**Strathbogie Shire Council
Account Management Report
for year to March 2015 (actuals as at 09 April 15 - 75% of year)**

| | Original Budget | Current Budget | YTD Budget | YTD Actual | YTD On Order | YTD Total Committed | YTD Variance | Rev. Bud. Variance | % Rev Bud |
|---|--------------------|--------------------|------------------|-----------------|--------------|---------------------|------------------|--------------------|-----------|
| Garrett Street Ch 473 - 695 | \$0 | \$0 | \$0 | \$2,978 | \$0 | \$2,978 | -\$2,978 | | 0% |
| Glencain Lane Ch 0 - 104 | \$0 | \$0 | \$0 | \$4,757 | \$0 | \$4,757 | -\$4,757 | | 0% |
| Gobur Street Ch 0 - 190 | \$0 | \$0 | \$0 | \$4,151 | \$0 | \$4,151 | -\$4,151 | | 0% |
| Henry Street S/R Ch 0 - 198 | \$0 | \$0 | \$0 | \$5,242 | \$0 | \$5,242 | -\$5,242 | | 0% |
| High Street S/R S/West Ch 360 - 802 | \$0 | \$0 | \$0 | \$12,713 | \$0 | \$12,713 | -\$12,713 | | 0% |
| High Street S/R S/West Ch 200 - 380 | \$0 | \$0 | \$0 | \$6,562 | \$0 | \$6,562 | -\$6,562 | | 0% |
| Hinton Street Ch 0 - 132 | \$0 | \$0 | \$0 | \$3,161 | \$0 | \$3,161 | -\$3,161 | | 0% |
| Industrial Crescent Ch 416 - 669 | \$0 | \$0 | \$0 | \$6,808 | \$0 | \$6,808 | -\$6,808 | | 0% |
| Industrial Crescent Ch 0 - 254 | \$0 | \$0 | \$0 | \$12,469 | \$0 | \$12,469 | -\$12,469 | | 0% |
| Industrial Crescent Ch 254 - 416 | \$0 | \$0 | \$0 | \$12,352 | \$0 | \$12,352 | -\$12,352 | | 0% |
| Kennedy Street Ch 573 - 770 | \$0 | \$0 | \$0 | \$6,450 | \$0 | \$6,450 | -\$6,450 | | 0% |
| Kennedy Street Ch 414 - 473 | \$0 | \$0 | \$0 | \$2,042 | \$0 | \$2,042 | -\$2,042 | | 0% |
| Kennedy Street Ch 473 - 515 | \$0 | \$0 | \$0 | \$7,344 | \$0 | \$7,344 | -\$7,344 | | 0% |
| Kennedy Street Ch 515 - 572 | \$0 | \$0 | \$0 | \$4,552 | \$0 | \$4,552 | -\$4,552 | | 0% |
| Kennedy Street Ch 1147 - 1345 | \$0 | \$0 | \$0 | \$6,317 | \$0 | \$6,317 | -\$6,317 | | 0% |
| Kennedy Street Ch 1345 - 1367 | \$0 | \$0 | \$0 | \$4,112 | \$0 | \$4,112 | -\$4,112 | | 0% |
| Kennedy Street Ch 1367 - 1550 | \$0 | \$0 | \$0 | \$4,101 | \$0 | \$4,101 | -\$4,101 | | 0% |
| Kennedy Street Ch 383 - 414 | \$0 | \$0 | \$0 | \$88 | \$0 | \$88 | -\$88 | | 0% |
| Lorraine Avenue Ch 0 - 117 | \$0 | \$0 | \$0 | \$9,883 | \$0 | \$9,883 | -\$9,883 | | 0% |
| Rose Street Ch 309 - 328 | \$0 | \$0 | \$0 | \$12,318 | \$0 | \$12,318 | -\$12,318 | | 0% |
| Sutherland Street Ch 179 - 280 | \$0 | \$0 | \$0 | \$8,780 | \$0 | \$8,780 | -\$8,780 | | 0% |
| Sutherland Street Ch 0 - 169 | \$0 | \$0 | \$0 | \$963 | \$0 | \$963 | -\$963 | | 0% |
| Sutherland Street Ch 320 - 658 | \$0 | \$0 | \$0 | \$1,848 | \$0 | \$1,848 | -\$1,848 | | 0% |
| White Street Ch 100 - 129 | \$0 | \$0 | \$0 | \$2,559 | \$0 | \$2,559 | -\$2,559 | | 0% |
| White Street Ch 129 - 214 | \$0 | \$0 | \$0 | \$372 | \$0 | \$372 | -\$372 | | 0% |
| White Street Ch 229 - 329 | \$0 | \$0 | \$0 | \$168,880 | \$0 | \$168,880 | -\$168,880 | | 0% |
| White Street Ch 214 - 229 | \$0 | \$0 | \$0 | \$242,840 | \$0 | \$242,840 | -\$242,840 | | 0% |
| Total Country Roads & Bridges | \$0 | \$0 | \$0 | \$0 | \$0 | \$0 | \$0 | \$0 | 0% |
| Total Reseals - Urban | \$1,301,000 | \$1,301,000 | \$988,400 | \$14,634 | \$0 | \$0 | \$988,400 | \$1,301,000 | 0% |
| Reseals - Rural | \$0 | \$0 | \$0 | \$4,845 | \$0 | \$4,845 | -\$4,845 | -\$4,845 | 0% |
| 24999 Resealing Budget | \$0 | \$0 | \$0 | \$10,827 | \$0 | \$10,827 | -\$10,827 | | 0% |
| 25103 Creightons Creek Road Ch 23795 - 24395 | \$0 | \$0 | \$0 | \$295 | \$0 | \$295 | -\$295 | | 0% |
| 25104 Creightons Creek Road Ch 14230 - 14520 | \$0 | \$0 | \$0 | \$258 | \$0 | \$258 | -\$258 | | 0% |
| 25108 Goulburn Weir Road Ch 2030 - 2470 | \$0 | \$0 | \$0 | \$54 | \$0 | \$54 | -\$54 | | 0% |
| 25120 Moolanoy Road Ch 11223 - 11245 | \$0 | \$0 | \$0 | \$12,517 | \$0 | \$12,517 | -\$12,517 | | 0% |
| 25122 Moolanoy Road Ch 11203 - 11223 | \$0 | \$0 | \$0 | \$8,962 | \$0 | \$8,962 | -\$8,962 | | 0% |
| 25124 Pine Lodge Road Ch 2420 - 3220 | \$0 | \$0 | \$0 | \$8,592 | \$0 | \$8,592 | -\$8,592 | | 0% |
| 25126 Polly McQuinn Road Ch 4050 - 4885 | \$0 | \$0 | \$0 | \$18,044 | \$0 | \$18,044 | -\$18,044 | | 0% |
| 25127 Smithys Lane Ch 0 - 605 | \$0 | \$0 | \$0 | \$50,216 | \$0 | \$50,216 | -\$50,216 | | 0% |
| 25128 Tabrik/Mcnea Road Ch 0 - 522 | \$0 | \$0 | \$0 | \$36,089 | \$0 | \$36,089 | -\$36,089 | | 0% |
| 25711 Euroa Strathbogie Road Ch 16167 - 17363 | \$0 | \$0 | \$0 | \$43,325 | \$0 | \$43,325 | -\$43,325 | | 0% |
| 25712 Euroa Strathbogie Road Ch 17503 - 19928 | \$0 | \$0 | \$0 | \$9,545 | \$0 | \$9,545 | -\$9,545 | | 0% |
| 25713 Downs St/Deport Rd (Longwood) Ch 324 - 2265 | \$0 | \$0 | \$0 | \$0 | \$0 | \$0 | \$0 | | 0% |
| 25714 Locksley Nagambie Road Ch 4045 - 7043 | \$0 | \$0 | \$0 | \$0 | \$0 | \$0 | \$0 | | 0% |
| 25715 Locksley Nagambie Road Ch 7369 - 8050 | \$0 | \$0 | \$0 | \$0 | \$0 | \$0 | \$0 | | 0% |

**Strathbogie Shire Council
Account Management Report**

for year to March 2015 (actuals as at 09 April 15 - 75% of year)

| | Original Budget | Current Budget | YTD Budget | YTD Actual | YTD On Order | YTD Total Committed | YTD Variance | Rev. Bud. Variance | % Rev Bud |
|--|--------------------|--------------------|------------------|------------------|--------------|---------------------|-------------------|--------------------|------------|
| 25716 Locksley Nambie Road Ch 13703 - 15168 | \$0 | \$0 | \$0 | \$19,685 | \$0 | \$19,685 | -\$19,685 | -\$19,685 | 0% |
| 25717 Locksley Nambie Road Ch 15168 - 17294 | \$0 | \$0 | \$0 | \$41,830 | \$0 | \$41,830 | -\$41,830 | -\$41,830 | 0% |
| 25718 Alexander Road (Lacrossley) Ch 00 - 1355 | \$0 | \$0 | \$0 | \$17,306 | \$0 | \$17,306 | -\$17,306 | -\$17,306 | 0% |
| Local Government Infrastructure Program | | | | | | | | | |
| 25102 Cemetery Road Ch 0 - 1340 | \$0 | \$0 | \$0 | \$34,603 | \$0 | \$34,603 | -\$34,603 | -\$34,603 | 0% |
| 25105 Dargalong Road Ch 1750 - 2865 | \$0 | \$0 | \$0 | \$14,809 | \$0 | \$14,809 | -\$14,809 | -\$14,809 | 0% |
| 25106 Dargalong Road Ch 2865 - 2905 | \$0 | \$0 | \$0 | \$870 | \$0 | \$870 | -\$870 | -\$870 | 0% |
| 25107 Dargalong Road Ch 2905 - 3220 | \$0 | \$0 | \$0 | \$4,222 | \$0 | \$4,222 | -\$4,222 | -\$4,222 | 0% |
| 25109 Halsells Lane Ch 0 - 1621 | \$0 | \$0 | \$0 | \$457 | \$0 | \$457 | -\$457 | -\$457 | 0% |
| 25110 Harrys Creek Road Ch 19645 - 21600 | \$0 | \$0 | \$0 | \$39,221 | \$0 | \$39,221 | -\$39,221 | -\$39,221 | 0% |
| 25111 Kellies Road Ch 500 - 1645 | \$0 | \$0 | \$0 | \$24,087 | \$0 | \$24,087 | -\$24,087 | -\$24,087 | 0% |
| 25112 Longwood-Ruffy Road Ch 960 - 990 | \$0 | \$0 | \$0 | \$8,993 | \$0 | \$8,993 | -\$8,993 | -\$8,993 | 0% |
| 25113 Longwood-Ruffy Road Ch 990 - 1290 | \$0 | \$0 | \$0 | \$6,375 | \$0 | \$6,375 | -\$6,375 | -\$6,375 | 0% |
| 25114 Longwood-Shepparton Road Ch 12320 - 12640 | \$0 | \$0 | \$0 | \$410 | \$0 | \$410 | -\$410 | -\$410 | 0% |
| 25115 Longwood-Shepparton Road Ch 10345 - 11910 | \$0 | \$0 | \$0 | \$32,441 | \$0 | \$32,441 | -\$32,441 | -\$32,441 | 0% |
| 25116 Longwood-Shepparton Road Ch 6020 - 7515 | \$0 | \$0 | \$0 | \$24,278 | \$0 | \$24,278 | -\$24,278 | -\$24,278 | 0% |
| 25117 Longwood-Shepparton Road Ch 12840 - 13790 | \$0 | \$0 | \$0 | \$17,971 | \$0 | \$17,971 | -\$17,971 | -\$17,971 | 0% |
| 25118 Longwood-Shepparton Road Ch 12620 | \$0 | \$0 | \$0 | \$15,174 | \$0 | \$15,174 | -\$15,174 | -\$15,174 | 0% |
| 25119 Longwood-Shepparton Road Ch 11530 - 11930 | \$0 | \$0 | \$0 | \$1,008 | \$0 | \$1,008 | -\$1,008 | -\$1,008 | 0% |
| 25121 Moplenemy Road Ch 9485 - 11203 | \$0 | \$0 | \$0 | \$23,025 | \$0 | \$23,025 | -\$23,025 | -\$23,025 | 0% |
| 25126 Seymour Avenue Road Ch 4655 - 5360 | \$0 | \$0 | \$0 | \$32,188 | \$0 | \$32,188 | -\$32,188 | -\$32,188 | 0% |
| Total Local Government Infrastructure Program | \$0 | \$0 | \$0 | \$277,931 | \$0 | \$277,931 | -\$277,931 | -\$277,931 | 0% |
| Country Roads & Bridges | | | | | | | | | |
| 25094 Arcross Two Chain Road Ch 5375 - 6625 | \$0 | \$0 | \$0 | \$39,983 | \$0 | \$39,983 | -\$39,983 | -\$39,983 | 0% |
| 25095 Avenue Longwood Road Ch 16190 - 16210 | \$0 | \$0 | \$0 | \$574 | \$0 | \$574 | -\$574 | -\$574 | 0% |
| 25096 Avenue Longwood Road Ch 16210 - 16570 | \$0 | \$0 | \$0 | \$9,514 | \$0 | \$9,514 | -\$9,514 | -\$9,514 | 0% |
| 25097 Ballantynes Road Ch 400 - 777 | \$0 | \$0 | \$0 | \$9,022 | \$0 | \$9,022 | -\$9,022 | -\$9,022 | 0% |
| 25099 Ballantynes Road Ch 777 - 797 | \$0 | \$0 | \$0 | \$492 | \$0 | \$492 | -\$492 | -\$492 | 0% |
| 25098 Ballantynes Road Ch 0 - 114 | \$0 | \$0 | \$0 | \$3,293 | \$0 | \$3,293 | -\$3,293 | -\$3,293 | 0% |
| 25090 Ballsalyes Road Ch 114 - 134 | \$0 | \$0 | \$0 | \$3,038 | \$0 | \$3,038 | -\$3,038 | -\$3,038 | 0% |
| 25091 Ballsalyes Road Ch 134 - 284 | \$0 | \$0 | \$0 | \$574 | \$0 | \$574 | -\$574 | -\$574 | 0% |
| 25092 Ballsalyes Road Ch 284 - 304 | \$0 | \$0 | \$0 | \$2,461 | \$0 | \$2,461 | -\$2,461 | -\$2,461 | 0% |
| 25093 Ballsalyes Road Ch 304 - 400 | \$0 | \$0 | \$0 | \$3,773 | \$0 | \$3,773 | -\$3,773 | -\$3,773 | 0% |
| 25094 Barn Lane Ch 0 - 1215 | \$0 | \$0 | \$0 | \$19,013 | \$0 | \$19,013 | -\$19,013 | -\$19,013 | 0% |
| 25095 Bolto Church Road Ch 7425 - 7650 | \$0 | \$0 | \$0 | \$4,147 | \$0 | \$4,147 | -\$4,147 | -\$4,147 | 0% |
| 25096 Bolto Church Road Ch 7650 - 7675 | \$0 | \$0 | \$0 | \$586 | \$0 | \$586 | -\$586 | -\$586 | 0% |
| 25097 Bolto Church Road Ch 7675 - 8015 | \$0 | \$0 | \$0 | \$23,169 | \$0 | \$23,169 | -\$23,169 | -\$23,169 | 0% |
| 25098 Bolto Road Ch 3150 - 4610 | \$0 | \$0 | \$0 | \$22,945 | \$0 | \$22,945 | -\$22,945 | -\$22,945 | 0% |
| 25099 Boundary Hill Road Ch 1330 - 2365 | \$0 | \$0 | \$0 | \$24,092 | \$0 | \$24,092 | -\$24,092 | -\$24,092 | 0% |
| 25100 Boundary Hill Road Ch 2365 - 3050 | \$0 | \$0 | \$0 | \$15,709 | \$0 | \$15,709 | -\$15,709 | -\$15,709 | 0% |
| 25101 Boundary Hill Road Ch 2365 - 2365 | \$0 | \$0 | \$0 | \$701 | \$0 | \$701 | -\$701 | -\$701 | 0% |
| 25129 Upton Road Ch 11235 - 11440 | \$0 | \$0 | \$0 | \$6,753 | \$0 | \$6,753 | -\$6,753 | -\$6,753 | 0% |
| Total Country Roads & Bridges | \$0 | \$0 | \$0 | \$188,855 | \$0 | \$188,855 | -\$188,855 | -\$188,855 | 0% |
| Total Reseals - Rural | \$1,301,000 | \$1,301,000 | \$989,400 | \$773,669 | \$0 | \$773,669 | \$214,531 | \$527,131 | 59% |

**Strathgogie Shire Council
Account Management Report
for year to March 2015 (actuals as at 09 April 15 - 75% of year)**

| | Original Budget | Current Budget | YTD Budget | YTD Actual | YTD On Order | YTD Total Committed | YTD Variance | Rev. Bud. Variance | % Rev Bud |
|---|-----------------|----------------|-------------|-------------|--------------|---------------------|--------------|--------------------|-----------|
| Pavement Rehabilitation Program | \$1,434,000 | \$1,434,000 | \$626,900 | \$798 | \$0 | \$798 | \$626,002 | \$1,433,202 | 0% |
| Pavement Rehabilitation Program | \$10,000 | \$10,000 | \$0 | \$0 | \$0 | \$0 | \$0 | \$10,000 | 0% |
| Elizabeth St/Euca Tree Replacement | \$20,000 | \$20,000 | \$0 | \$2,970 | \$350 | \$3,320 | -\$3,330 | \$16,670 | 17% |
| Briket St Railway Pedestrian Crossing | \$50,000 | \$50,000 | \$0 | \$17,435 | \$0 | \$17,435 | -\$17,435 | \$32,565 | 36% |
| Mernda Ave prepare Pavement & Bitumen Seal | \$0 | \$0 | \$0 | \$298 | \$0 | \$298 | -\$298 | -\$298 | 0% |
| Longwood-Shopston Road Ch 4295 - 6000 | \$0 | \$0 | \$0 | \$0 | \$0 | \$0 | \$0 | -\$298 | 0% |
| Pavement Rehab Roads To Recovery | \$0 | \$0 | \$21,006 | \$0 | \$0 | \$0 | \$21,006 | \$62,515 | 0% |
| Roads to Recovery Program | \$0 | \$0 | \$0 | \$258 | \$0 | \$258 | -\$298 | -\$298 | 0% |
| Goulburn Weir Road Ch 75 - 1310 | \$0 | \$0 | \$21,006 | \$298 | \$0 | \$21,298 | \$20,708 | \$62,217 | 1% |
| Total Pavement Rehab Roads To Recovery | \$0 | \$0 | \$21,006 | \$298 | \$0 | \$21,298 | \$20,708 | \$62,217 | 1% |
| Total Pavement Rehabilitation Program | \$1,514,000 | \$1,566,515 | \$547,806 | \$21,799 | \$360 | \$22,159 | \$623,647 | \$1,544,716 | 1% |
| Final Seals | \$0 | \$0 | \$0 | \$121 | \$0 | \$121 | -\$121 | -\$121 | 0% |
| Railway Street Ch 109-216 | \$0 | \$0 | \$0 | \$41,174 | \$0 | \$41,174 | -\$41,174 | -\$41,174 | 0% |
| Murchison-Longwood Road Ch 0-2003 | \$0 | \$0 | \$0 | \$16,731 | \$0 | \$16,731 | -\$16,731 | -\$16,731 | 0% |
| Carrers Road Ch 5760 - 6570 | \$0 | \$0 | \$0 | \$11,773 | \$0 | \$11,773 | -\$11,773 | -\$11,773 | 0% |
| Leckies Road Ch 6535-7105 | \$0 | \$0 | \$0 | \$33,780 | \$0 | \$33,780 | -\$33,780 | -\$33,780 | 0% |
| Leckies Road Ch 4900-6535 | \$0 | \$0 | \$0 | \$536 | \$0 | \$536 | -\$536 | -\$536 | 0% |
| Leckies Road Ch 4880-4900 | \$0 | \$0 | \$0 | \$35,295 | \$0 | \$35,295 | -\$35,295 | -\$35,295 | 0% |
| Leckies Road Ch 3165-4880 | \$0 | \$0 | \$0 | \$19,509 | \$0 | \$19,509 | -\$19,509 | -\$19,509 | 0% |
| Leckies Road Ch 1530-2475 | \$0 | \$0 | \$0 | \$5,821 | \$0 | \$5,821 | -\$5,821 | -\$5,821 | 0% |
| High Street SIR N.East Ch 2170 - 2395 | \$0 | \$0 | \$0 | \$9,728 | \$0 | \$9,728 | -\$9,728 | -\$9,728 | 0% |
| Harrys Creek Road Ch 16795-17260 | \$0 | \$0 | \$0 | \$17,952 | \$0 | \$17,952 | -\$17,952 | -\$17,952 | 0% |
| Harrys Creek Road Ch 15450-16300 | \$0 | \$0 | \$0 | \$823 | \$0 | \$823 | -\$823 | -\$823 | 0% |
| Galls Gap Road Ch 4820-4840 | \$0 | \$0 | \$0 | \$6,137 | \$0 | \$6,137 | -\$6,137 | -\$6,137 | 0% |
| Galls Gap Road Ch 4540-4820 | \$0 | \$0 | \$0 | \$20,588 | \$0 | \$20,588 | -\$20,588 | -\$20,588 | 0% |
| Euca Strathgogie Road Ch 7250-8095 | \$0 | \$0 | \$0 | \$32,255 | \$0 | \$32,255 | -\$32,255 | -\$32,255 | 0% |
| Cullens Road Ch 1415-3040 | \$0 | \$0 | \$0 | \$88 | \$0 | \$88 | -\$88 | -\$88 | 0% |
| Burns Avenue Ch 0-184 | \$0 | \$0 | \$0 | \$18,870 | \$0 | \$18,870 | -\$18,870 | -\$18,870 | 0% |
| Pine Lodge Rd - Chainage 0.01km - 0.012km | \$0 | \$0 | \$0 | \$270,990 | \$0 | \$270,990 | -\$270,990 | -\$270,990 | 0% |
| Total Final Seals | \$0 | \$0 | \$0 | \$1,309,499 | \$360 | \$1,309,859 | \$226,347 | \$1,558,016 | 46% |
| Total Roads and Street Resealing | \$2,815,000 | \$2,867,515 | \$1,536,206 | \$1,309,499 | \$360 | \$1,309,859 | \$226,347 | \$1,558,016 | 46% |
| Road General | \$24,900 | \$19,900 | \$19,900 | \$0 | \$0 | \$0 | \$19,900 | \$19,900 | 0% |
| Minor Drainage Works | \$80,000 | \$80,000 | \$80,000 | \$75,300 | \$852 | \$76,252 | \$3,748 | \$3,748 | 85% |
| Euca Garner Rd Drainage Extension | \$25,000 | \$1,000 | \$1,000 | \$1,000 | \$0 | \$1,000 | \$0 | \$0 | 100% |
| Violet Town Daisy St Railway Culvert | \$15,000 | \$15,000 | \$15,000 | \$0 | \$0 | \$15,000 | \$0 | \$15,000 | 0% |
| Avenel Drainage (contribution to Developers) | \$0 | \$0 | \$0 | \$50 | \$0 | \$50 | -\$50 | -\$50 | 0% |
| Avenel Jones Street Parking | \$56,100 | \$56,100 | \$22,440 | \$0 | \$51,105 | \$51,105 | -\$28,665 | \$4,994 | 9% |
| Wayfinding Transport Connect grant-funded | \$0 | \$0 | \$0 | \$51 | \$0 | \$51 | -\$51 | -\$51 | 0% |
| Lockeley/Nag Rd Shoulder Pavement widening | \$201,000 | \$172,000 | \$139,340 | \$76,401 | \$52,059 | \$129,458 | \$9,852 | \$95,599 | 75% |
| Total Road General | \$991,000 | \$782,000 | \$463,200 | \$0 | \$0 | \$0 | \$463,200 | \$792,000 | 0% |
| Gravel Resheeting | \$0 | \$0 | \$0 | \$0 | \$0 | \$0 | \$0 | \$0 | 0% |
| Resheeting Program | \$0 | \$0 | \$0 | \$0 | \$0 | \$0 | \$0 | \$0 | 0% |

**Strathbogie Shire Council
Account Management Report
for year to March 2015 (actuals as at 09 April 15 - 75% of year)**

| | Original Budget | Current Budget | YTD Budget | YTD Actual | YTD On Order | YTD Total Committed | YTD Variance | Rev. Bud. Rev Variance | % Rev Bud |
|--|--------------------|--------------------|--------------------|--------------------|------------------|---------------------|-------------------|------------------------|------------|
| Country Roads & Bridges | | | | | | | | | |
| 25710 Lewis Road Ch 0-1270 | \$0 | \$0 | \$0 | \$22,599 | \$3,303 | \$25,899 | -\$25,899 | -\$25,899 | 0% |
| 25719 Burnt Creek Ln Ch 0-550 | \$0 | \$0 | \$0 | \$19,752 | \$0 | \$19,752 | -\$19,752 | -\$19,752 | 0% |
| 25720 Clarke Rd - Locksley Ch 3000-3200 | \$0 | \$0 | \$0 | \$2,925 | \$2,925 | \$2,925 | -\$2,925 | -\$2,925 | 0% |
| 25721 Black Swamp Ln Ch 0-800 | \$0 | \$0 | \$0 | \$20,688 | \$0 | \$20,688 | -\$20,688 | -\$20,688 | 0% |
| 25722 Cahill Rd Ch 0-800 | \$0 | \$0 | \$0 | \$17,355 | \$0 | \$17,355 | -\$17,355 | -\$17,355 | 0% |
| 25724 Nook Rd Ch 0-2400 | \$0 | \$0 | \$0 | \$55,860 | \$0 | \$55,860 | -\$55,860 | -\$55,860 | 0% |
| 25725 Elgin Av (West End) Ch 0-85 | \$0 | \$0 | \$0 | \$1,964 | \$0 | \$1,964 | -\$1,964 | -\$1,964 | 0% |
| 25726 Grimwade Rd Ch 3100-15100 | \$0 | \$0 | \$0 | \$65,774 | \$0 | \$65,774 | -\$65,774 | -\$65,774 | 0% |
| 25728 Forlong Memorial Rd Ch 500-4500 | \$0 | \$0 | \$0 | \$37,368 | \$0 | \$37,368 | -\$37,368 | -\$37,368 | 0% |
| 25729 Forlong Memorial Rd Ch 5500-5700 | \$0 | \$0 | \$0 | \$28,159 | \$0 | \$28,159 | -\$28,159 | -\$28,159 | 0% |
| 25800 Cleary Road Ch 3000-3850 | \$0 | \$0 | \$0 | -\$2,249 | \$0 | -\$2,249 | \$2,249 | \$2,249 | 0% |
| 25803 Racecourse Rd Ch 7285-9150 | \$0 | \$0 | \$0 | \$2-9 | \$0 | \$2-9 | -\$2-9 | -\$2-9 | 0% |
| 25805 Wood Rd Ch 3630-4680 | \$0 | \$0 | \$0 | \$50 | \$0 | \$50 | -\$50 | -\$50 | 0% |
| 25807 Weir Rd Ch 1660-2845 | \$0 | \$0 | \$0 | \$50 | \$0 | \$50 | -\$50 | -\$50 | 0% |
| Total Country Roads & Bridges | \$0 | \$0 | \$0 | \$315,247 | \$8,206 | \$323,453 | -\$323,453 | -\$315,247 | 0% |
| Total Gravel Resheeting | \$691,000 | \$792,000 | \$463,200 | \$315,247 | \$8,206 | \$323,453 | \$139,747 | \$476,753 | 41% |
| Total Roads | \$3,707,000 | \$3,831,515 | \$2,137,746 | \$1,701,146 | \$80,623 | \$1,781,770 | \$375,976 | \$2,130,569 | 46% |
| Kerb & Channel | | | | | | | | | |
| 21000 Kerb & Channel | \$80,000 | \$80,000 | \$3,150 | \$3,150 | \$0 | \$3,150 | \$0 | \$76,850 | 4% |
| Total Kerb & Channel | \$80,000 | \$80,000 | \$3,150 | \$3,150 | \$0 | \$3,150 | \$0 | \$76,850 | 4% |
| CAPEX adjustments since adoption | | | | | | | | | |
| 21101 Plant Replacement Nalgamba Depot break-in | \$0 | \$0 | \$0 | \$12,600 | \$1,461 | \$14,061 | -\$14,061 | -\$14,061 | 0% |
| 201000 Drainage Rowe St Euroa. Design & Scheme Preparation | \$0 | \$0 | \$0 | \$7,840 | \$0 | \$7,840 | -\$7,840 | -\$7,840 | 0% |
| Buildings - Municipal Properties | | | | | | | | | |
| Total Buildings - Municipal Properties | \$0 | \$0 | \$0 | \$0 | \$0 | \$0 | \$0 | \$0 | 0% |
| Open Space | | | | | | | | | |
| 2141503 Nalgamba Tennis Courts & Lighting Upgrade Project | \$0 | \$0 | \$0 | \$99,910 | \$400 | \$100,310 | -\$100,310 | -\$100,310 | 0% |
| Total Open Space | \$0 | \$0 | \$0 | \$99,910 | \$400 | \$100,310 | -\$100,310 | -\$99,910 | 0% |
| Footpaths | | | | | | | | | |
| Total Footpaths | \$0 | \$0 | \$0 | \$0 | \$0 | \$0 | \$0 | \$0 | 0% |
| Total CAPEX adjustments since adoption | \$0 | \$0 | \$0 | \$120,150 | \$1,861 | \$122,011 | -\$122,011 | -\$120,150 | 0% |
| Total Capital | \$9,561,000 | \$9,190,015 | \$4,457,972 | \$4,126,588 | \$680,581 | \$4,807,169 | -\$349,197 | \$5,053,427 | 52% |
| Grand Total | \$9,561,000 | \$9,190,015 | \$4,457,972 | \$4,126,588 | \$750,110 | \$4,807,169 | -\$349,197 | \$5,053,427 | 52% |

9.7.4 Documents for Signing and Sealing

Documents are submitted for Council signing and sealing.

The details are as follows and are also included in Council's Seal Register:-

| DOCUMENT DESCRIPTION | NO. OF COPIES |
|--|----------------------|
| Deed of Agreement between Strathbogie Shire Council and EDI Downer Works Pty Ltd for Road Pavement Rehabilitation Program (Contract No. 14/15-07) | 2 |
| Deed of Agreement between Strathbogie Shire Council and Wright's Earthmoving Pty Ltd for Atkins Street Drainage-Stages 1 & 2 (Contract No. 14/15-10) | 2 |

RECOMMENDATION

That the Documents be signed and affixed with the Common Seal of Strathbogie Shire Council.

9.7.5 Business Management System

The April 2015 Business Management System Report includes reports as follows:-

- Building Department – March 2015 Statistics
- Planning Department – Planning Permit Activity Monthly Responsible Authority Report - February 2015 (*report unavailable and will be included in May 2015 Agenda*)
- Confirm Customer Enquiry Flow – Report for March 2015
- Actioning of Council Resolutions – Status Report
- Outstanding Actions of Council Resolutions to 31 March 2015
- Review of Council Policies – March / April 2015
- Record of Assemblies of Councillors
- Record of Meetings of Section 86 Committees of Council received in the past month

By reporting on a monthly basis, Council can effectively manage any risks that may arise. The Business Management System will also incorporate Council's corporate goals and objectives.

RECOMMENDATION

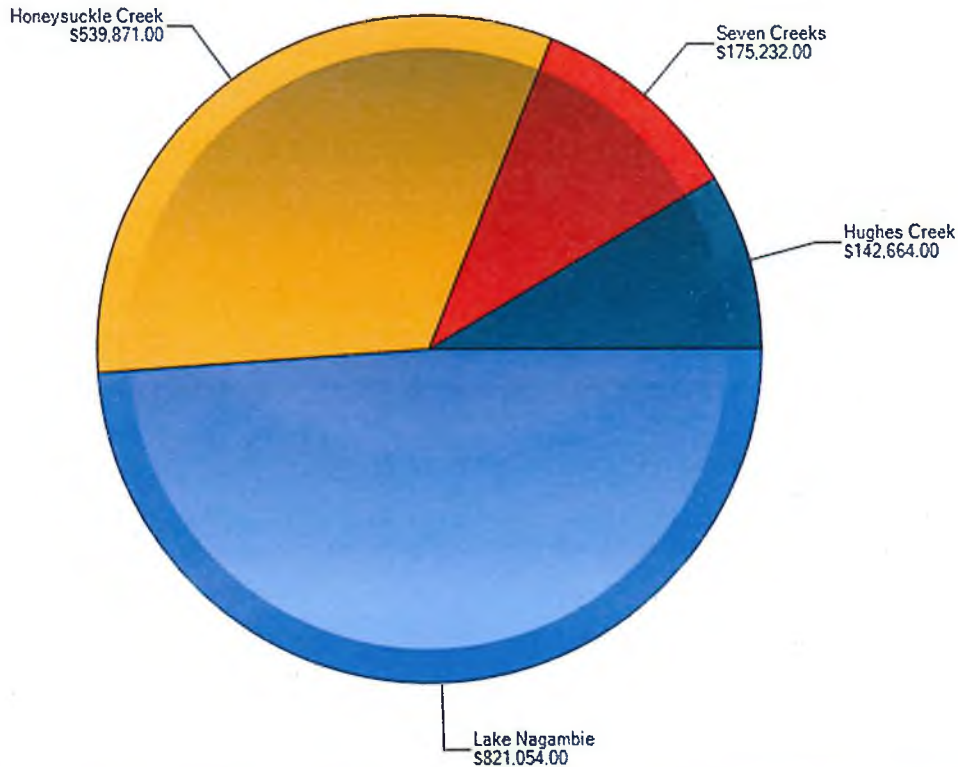
That the report be noted.

BUILDING APPROVALS

APRIL 2015

The value of Building approvals within the Shire of Strathbogie for the month of March totalled \$1,678,821.

Expenditure involved largely works in the domestic sector with the majority of permits issued for dwellings and domestic sheds. The new Library development for Violet Town was approved this month. A total 17 permits have been issued for March.



| Permit Number | Permit Date | Works | Building Use | Town | Cost Of Works | Ward |
|---------------|-------------|-----------------|---------------------------------|-------------|---------------|-------------------|
| 2015041/0 | 2/03/2015 | Construction of | Dwelling & Carport and Verandah | Marraweeney | \$187,380.00 | Honeysuckle Creek |
| 2015043/0 | 2/03/2015 | Construction of | Farm Shed | Upotipotpon | \$9,218.00 | Honeysuckle Creek |
| 2015044/0 | 5/03/2015 | Construction of | Library | Violet Town | \$337,000.00 | Honeysuckle Creek |
| 2015050/0 | 24/03/2015 | Construction of | Shed | Violet Town | \$6,273.00 | Honeysuckle Creek |
| 2015049/0 | 10/03/2015 | Construction of | Conservatory | Avenel | \$132,400.00 | Hughes Creek |
| 2015054/0 | 26/03/2015 | Construction of | Shed | Avenel | \$10,264.00 | Hughes Creek |
| 2015042/0 | 3/03/2015 | Construction of | Dwelling & Garage | Nagambie | \$254,270.00 | Lake Nagambie |
| 2015045/0 | 12/03/2015 | Construction of | Carport | Nagambie | \$4,000.00 | Lake Nagambie |
| 2015046/0 | 9/03/2015 | Extension to | Dwelling & Part Demolition | Nagambie | \$15,000.00 | Lake Nagambie |
| 2015048/0 | 16/03/2015 | Construction of | Farm Shed | Mangalore | \$74,247.00 | Lake Nagambie |
| 2015051/0 | 23/03/2015 | Construction of | Dwelling | Nagambie | \$382,537.00 | Lake Nagambie |
| 2015052/0 | 20/03/2015 | Construction of | Farm Shed | Molka | \$71,500.00 | Lake Nagambie |
| 2015058/0 | 20/03/2015 | Construction of | Farm Shed | Wahring | \$19,500.00 | Lake Nagambie |
| 2015047/0 | 11/03/2015 | Extension to | Dwelling | Euroa | \$44,880.00 | Seven Creeks |
| 2015053/0 | 26/03/2015 | Construction of | Shed & Carport | Euroa | \$10,728.00 | Seven Creeks |
| 2015055/0 | 24/03/2015 | Construction of | Dwelling & Carport | Euroa | \$107,800.00 | Seven Creeks |
| 2015056/0 | 23/03/2015 | Construction of | Garage | Euroa | \$11,824.00 | Seven Creeks |

**CONFIRM CUSTOMER ENQUIRY FLOW
- REPORT FOR MARCH 2015**

Confirm Customer Enquiry Flow

March 2015

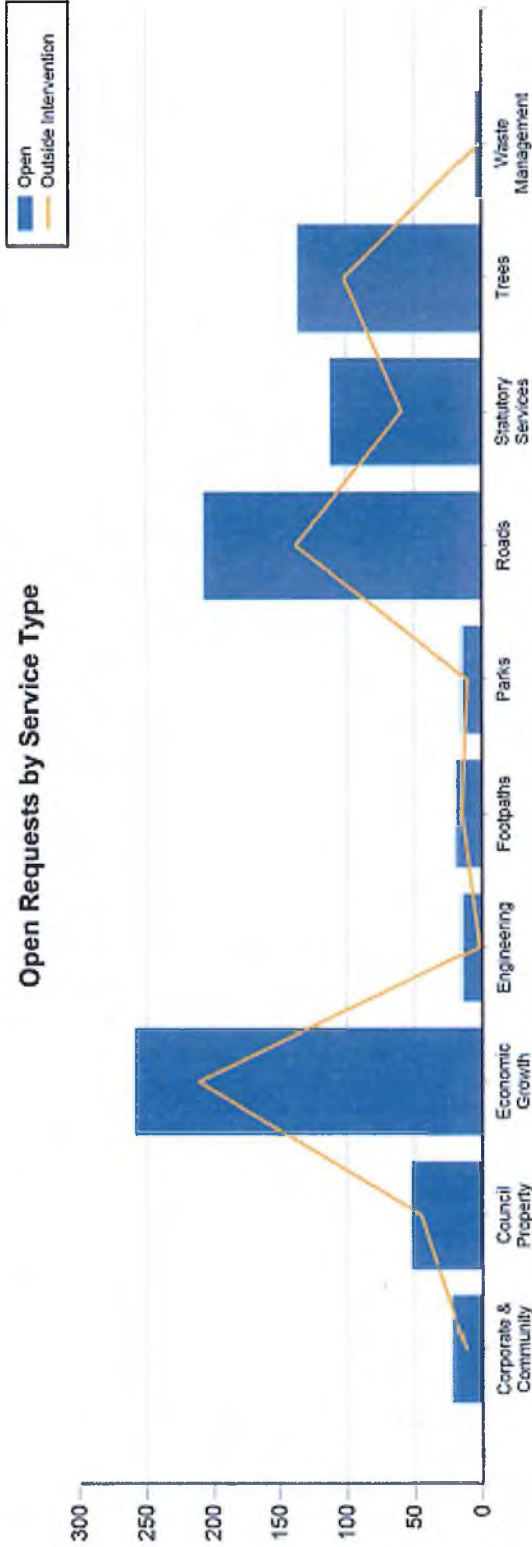



| Service Type | Total | | | March 2015 | | | 2014-2015 | | | Aging Outside Intervention | | | | | Total |
|-----------------------|---------------|------------|---------------|------------|-----------|---------------|--------------|------------|---------------|----------------------------|-----------|-----------|------------|------------|-------|
| | Logged | Open | Closed | Logged | Open | Closed | Logged | Open | Closed | 0-30 | 31-60 | 61-90 | 91+ | | |
| Corporate & Community | 950 | 21 | 97.79% | 8 | 4 | 50.00% | 183 | 12 | 93.44% | 1 | 3 | 2 | 6 | 12 | |
| Council Property | 772 | 52 | 93.26% | 9 | 5 | 44.44% | 129 | 34 | 73.64% | 10 | 6 | 3 | 26 | 45 | |
| Economic Growth | 2,520 | 259 | 89.72% | 0 | 0 | NA | 47 | 4 | 91.49% | 0 | 0 | 0 | 211 | 211 | |
| Engineering | 206 | 14 | 93.20% | 2 | 2 | 0.00% | 21 | 4 | 80.95% | 0 | 0 | 0 | 2 | 2 | |
| Footpaths | 112 | 18 | 83.93% | 5 | 1 | 80.00% | 30 | 8 | 73.33% | 1 | 3 | 1 | 10 | 15 | |
| Parks | 166 | 14 | 91.57% | 7 | 3 | 57.14% | 43 | 9 | 79.07% | 1 | 0 | 1 | 9 | 11 | |
| Roads | 2,837 | 207 | 92.70% | 66 | 25 | 62.12% | 678 | 118 | 82.60% | 18 | 24 | 3 | 93 | 138 | |
| Statutory Services | 3,402 | 112 | 96.71% | 56 | 10 | 82.14% | 626 | 48 | 92.33% | 5 | 1 | 4 | 49 | 59 | |
| Trees | 717 | 136 | 81.03% | 17 | 15 | 11.76% | 170 | 87 | 48.82% | 11 | 23 | 6 | 62 | 102 | |
| Waste Management | 582 | 4 | 99.31% | 1 | 1 | 0.00% | 36 | 2 | 94.44% | 0 | 0 | 0 | 1 | 1 | |
| | 12,264 | 837 | 93.37% | 171 | 66 | 61.40% | 1,963 | 326 | 83.39% | 47 | 60 | 20 | 469 | 596 | |

| | | | | | | | | |
|--|--|--|---|---|--|--|---|--|
| <ul style="list-style-type: none"> Concords & Community General Home Modifications Council Property Public Art Public Lighting Salvage Signs Rest Control | <ul style="list-style-type: none"> Economic Growth Events Planning Sub Divisions | <ul style="list-style-type: none"> Engineering Confirm Customer Enquiry Engineering | <ul style="list-style-type: none"> Footpaths Furniture Roads Streetlights | <ul style="list-style-type: none"> Parks Park Reserve Playground State Forest/National Park | <ul style="list-style-type: none"> Roads Bridges Drainage Emergency Call Out Natural Results Traffic Lights | <ul style="list-style-type: none"> Statutory Services Building Animals - Domestic Animals - Other Environment Protection Environmental Health Fire Grass Incident Infringement Review Local Laws Marine Safety Pitfalls Prop & Rural Roadside | <ul style="list-style-type: none"> Trees Tree | <ul style="list-style-type: none"> Waste Management Waste Mgmt & Recycling |
|--|--|--|---|---|--|--|---|--|

Confirm Customer Enquiry Flow - March 2015

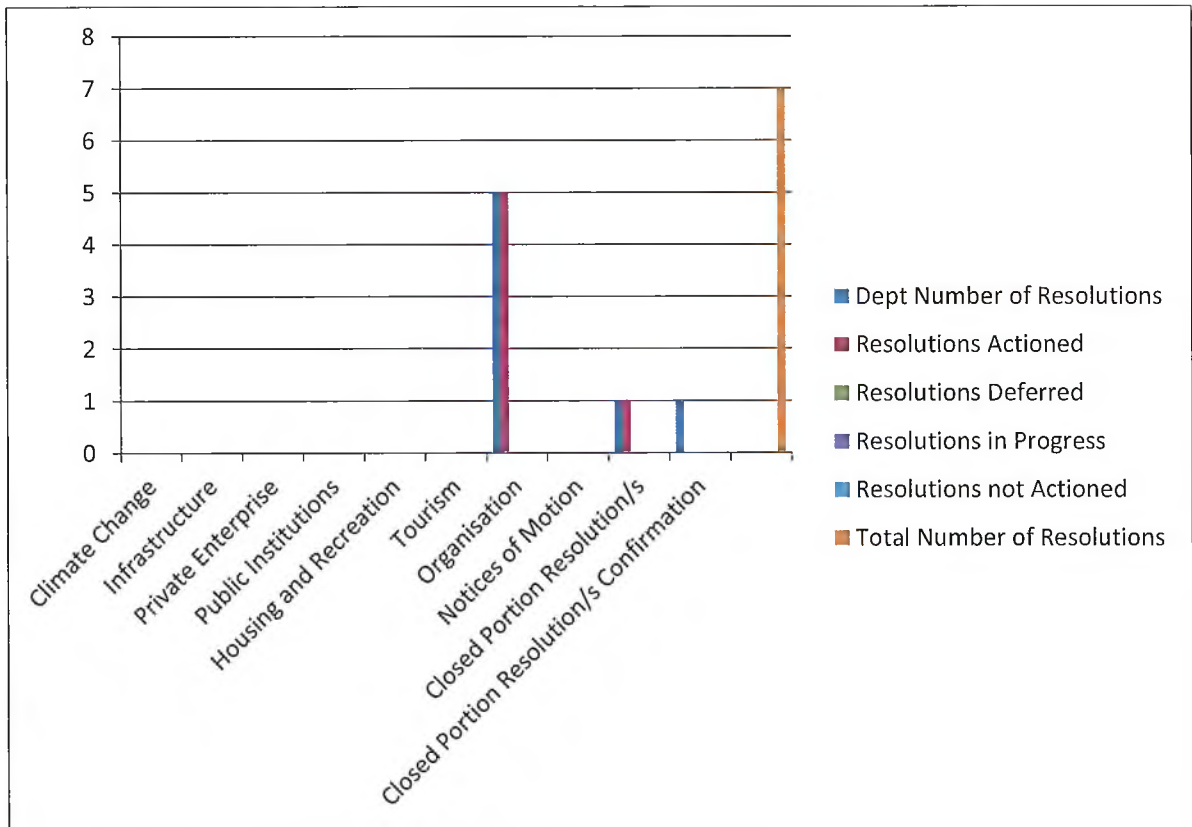
1/04/2015 6:00:06 AM



Confirm Customer Enquiry Flow - March 2015

1/04/2015 6:00:05 AM

ACTIONING OF COUNCIL RESOLUTIONS
COUNCIL MEETING – MARCH 2015



**OUTSTANDING ACTIONS OF COUNCIL RESOLUTIONS TO
31 MARCH 2015**

This Report is to advise the Senior Management Team, Councillors and the community of the status of previous Council resolutions which are in progress but are yet to be finalised.

| Council Meeting Date | Item No. Description & Recommendation | Action to Date |
|---|--|-----------------------|
| <i>There are no report resolutions with outstanding actions yet to be finalised</i> | | |

**REVIEW OF EXISTING COUNCIL POLICIES
AND ADOPTION OF NEW POLICIES**

| Period of Review | Policy Name | Policy Number | Outcome |
|--|--------------------|----------------------|----------------|
| <i>There were no new Policies prepared or Policy reviews in the March / April period</i> | | | |

RECORDS OF ASSEMBLIES OF COUNCILLORS

For period 5 to 31 March 2015

Record in accordance with sections 77 and 80A(1) of the *Local Government Act 1989*

Note: Details of matters discussed at the meeting that have been designated confidential under section 77 of the Local Government Act 1989 are described in a separate "confidential addendum" that will be reported to the next closed Council meeting]

Name of Meeting: Councillors Forum
Date of Meeting: Tuesday 10 March 2015
Time: 9.30 a.m. – 5.30 p.m.

Attendees:

Councillors

Debra Swan
Colleen Furlanetto
Malcolm Little
Alister Purbrick
Patrick Storer
Robin Weatherald
Graeme Williams

Officer/s

Chief Executive Officer
Director, Asset Services
Director, Corporate and Community
Director, Sustainable Development

Apologies

Nil

Matters discussed:

Declarations of Interest

1. Trees within Rural Government Road Reserves – Workshop
2. Budget Discussions
3. Planning Agenda Review
4. Assembly of Councillors
 - 4.1 Mayor & Chief Executive Officer Meetings Update / Other
 - 4.2 Councillors Meetings Attendances
 - 4.3 Items requested by Councillors for the following months' workshop
 - 4.4 MAV Fundamentals Workshop – Building and Planning Workshop / request for interest in attending workshop proposed by Moira Shire Council
 - 4.5 Proposed Parallel Car Parking outside Avenel Hall, Queen Street, Avenel
 - 4.6 Nagambie Action Group – Request for Council assistance with maintenance of Pelican Sculpture and installation of Doggy Containers / Poles
 - 4.7 Nagambie Action Group – Objectives for 2015 / request for Council assistance with projects
 - 4.8 Government House – request for comments in relation to nomination for an award within the Order of Australia

- 4.9 Strathbogie Voices – Questions to be raised at community meetings in Euroa and Nagambie
 - 4.10 Attendance at Regional Victoria Living Expo – 1-3 May 2015
 - 4.11 Project Delay
 - 4.12 Greater Valleys Infrastructure Summit
 - 4.13 Community Bus
5. Planning Committee Meeting

Declaration of Interest/s / Direct or Indirect

| Matter No. | Names of Councillor/s who disclosed interest | Did the Councillor/s leave the meeting? |
|------------|--|---|
| 4.8 | Cr Furlanetto | Yes |

Record of Assembly of Councillors

Record in accordance with sections 77 and 80A(1) of the *Local Government Act 1989*

Note: Details of matters discussed at the meeting that have been designated confidential under section 77 of the Local Government Act 1989 are described in a separate "confidential addendum" that will be reported to the next closed Council meeting]

Name of Meeting: Councillors Forum

Date of Meeting: Tuesday 17 March 2015

Time: 1.30 p.m. – 6.45 p.m.

Attendees:

Councillors

Debra Swan
Colleen Furlanetto
Malcolm Little
Alister Purbrick
Patrick Storer
Robin Weatherald
Graeme Williams

Officer/s

Chief Executive Officer
Director, Asset Services (attended meetings at 3.30 p.m.)
Director, Sustainable Development (left meetings at 5.30 p.m.)

Apologies

Director, Corporate and Community

Matters discussed:

Declarations of Interest

1. 'Just Get Active Program' Launch (Euroa Primary School)
2. Equine Study – briefing / presentation by consultant and Manager, Sustainable Development
3. Agenda Review
4. Councillors Confidential Discussions
5. Assembly of Councillors
 - 5.1 Mayor & Chief Executive Officer Meetings Update / Other
 - 5.2 Councillors Meetings Attendances
 - 5.3 Items requested by Councillors for the following months' workshop
 - 5.4 Nagambie Lions Club – request Council assistance to establish permanent site for catering and fundraising at Nagambie
 - 5.5 Capping Council Rates
6. Council Meeting

Record of Assembly of Councillors

Record in accordance with sections 77 and 80A(1) of the *Local Government Act 1989*

Note: Details of matters discussed at the meeting that have been designated confidential under section 77 of the Local Government Act 1989 are described in a separate "confidential addendum" that will be reported to the next closed Council meeting]

Name of Meeting: Councillors Forum

Date of Meeting: Tuesday 24 March 2015

Time: 10.30 a.m. – 5.00 p.m. (7.00 p.m. for attendees for Item 6)

Attendees:

Councillors

Debra Swan
Colleen Furlanetto
Malcolm Little
Alister Purbrick
Robin Weatherald
Graeme Williams

Officer/s

Chief Executive Officer
Director, Asset Services
Director, Corporate and Community
Director, Sustainable Development

Apologies

Councillor Patrick Storer

Matters discussed:

Declarations of Interest

1. Councillors Confidential Discussions
2. Councillors and Chief Executive Officer Confidential Discussions
3. Planning Matters – process for monthly Planning Matters Updates
4. Budget / Rating Strategy / Council Plan / Strategic Resource Plan / Long Term Financial Plan
5. Assembly of Councillors
 - 5.1 Mayor & Chief Executive Officer Meetings Update / Other
 - 5.2 Councillors Meetings Attendances
 - 5.3 Items requested by Councillors for the following months' workshop
 - 5.4 Euroa Community Action Group – Binney Street Streetscape
 - 5.5 Strathbogie Neighbourhood Safer Place (NSP) - Potential for Site Change
 - 5.6 Mitchellstown Road Bridge – Informal Boat Ramp
 - 5.7 Cr Weatherald
Planning Permit Application Process
 - 5.8 MAV Councillor Fundamentals Workshop – Planning and Building
 - 5.9 Cr Furlanetto
Local Government and Sustainability Forum
6. Meeting with Nagambie Lakes Tourism and Commerce (*Mayor, CEO, DAS*)

Record of Assembly of Councillors

Record in accordance with sections 77 and 80A(1) of the *Local Government Act 1989*

Note: Details of matters discussed at the meeting that have been designated confidential under section 77 of the Local Government Act 1989 are described in a separate "confidential addendum" that will be reported to the next closed Council meeting]

Name of Meeting: Councillors Forum

Date of Meeting: Tuesday 31 March 2015

Time: 12.45 p.m. – 5.30 p.m. (6.45 p.m. to 9.15 p.m. for attendees for Item 7)

Attendees:

Councillors

Debra Swan
Colleen Furlanetto
Malcolm Little
Alister Purbrick (arrived at 1.25 p.m.)
Patrick Storer
Robin Weatherald
Graeme Williams

Officer/s

Chief Executive Officer
Director, Corporate and Community
Director, Sustainable Development
Acting Director, Asset Services

Apologies

Director, Asset Services

Matters discussed:

Declarations of Interest

1. Update on Waste Contracts and Waste Collection Services
2. Longwood Community Centre and Recreation Reserve Master Plan
3. Assembly of Councillors
 - 3.1 Mayor & Chief Executive Officer Meetings Update / Other
 - 3.2 Councillors Meetings Attendances
 - 3.3 Items requested by Councillors for the following months' workshop
 - 3.4 Euroa Community Action Group
 - 3.5 Goulburn Valley Regional Library
 - 3.6 2015 Strathbogie Shire Business Awards
 - 3.7 Assembly of Councillors – next Tuesday 7 April 2015 at 3.00 p.m.
 - 3.7 Euroa Girls Guides Meeting
 - 3.8 Canoe Polo Oceania Championships
 - 3.9 Cr Weatherald
Waste Management / Compost
4. Special Council Meeting Agenda Review
5. Presentation by Goulburn River Valley Tourism Executive Officer
6. Special Council meeting – Preparation of draft Budget / Council Plan / Strategic Resource Plan / Long Term Financial Plan for public exhibition
7. Roadshow and Community Forum with Strathbogie Voices Group - Euroa

Record of Meetings of Section 86 Committees of Council

Minutes of Meetings received in the March / April 2015 Period

| Name of Committee | Date of Meeting |
|------------------------------|------------------------|
| Euroa Community Action Group | 23/02/15 |
| Euroa Third Age Club | 28/11/14 15/12/14 |
| Moglonemby Hall Committee | 23/09/04 09/03/15 |
| Avenel Action Group | 12/04/15 |

10. NOTICES OF MOTION

11. URGENT BUSINESS

12. CLOSURE OF MEETING TO THE PUBLIC

13. CONFIRMATION OF 'CLOSED PORTION' DECISION/S

Closed Portion Decision/s -

C.P. 1 Record of Assemblies of Councillors – Confidential Addendum

**C.P. 2 Contract No. 14/15-23 – Evaluation Report
Creighton's Creek Road Bridge No. 9 – Structural Concrete Overlay**

RECOMMENDATION

CRS

That the decision/s of Council's 'Closed Portion' considerations be confirmed.

THERE BEING NO FURTHER BUSINESS, THE MEETING CLOSED AT..... P.M.